



US00D798759S

(12) **United States Design Patent**  
**Valzan**

(10) **Patent No.:** **US D798,759 S**  
(45) **Date of Patent:** **\*\* Oct. 3, 2017**

(54) **DIAL**

FOREIGN PATENT DOCUMENTS

(71) Applicant: **HARRY WINSTON SA,**  
Plan-les-Ouates (CH)

CN 3012896 \* 8/1991

(72) Inventor: **Sophie Valzan,** Paris (FR)

OTHER PUBLICATIONS

(73) Assignee: **HARRY WINSTON SA,**  
Plan-les-Ouates (CH)

Naas, R. Meet the first “Year of the Monkey” watch: Harry Winston’s premier monkey automatic watch, Dec. 2015, Forbes.com, [online], retrieved Jun. 19, 2017 from <URL:https://www.forbes.com/sites/robertanaas/2015/12/02/meet-the-first-year-of-the-monkey-watch-harry-winston-premier-monkey-automatic-watch/#63ad1aaa1d55>.\*

(\*\*) Term: **15 Years**

\* cited by examiner

(21) Appl. No.: **29/573,671**

(22) Filed: **Aug. 9, 2016**

(30) **Foreign Application Priority Data**

Feb. 9, 2016 (WO) ..... DM/089 411

(51) **LOC (10) Cl.** ..... **10-07**

(52) **U.S. Cl.**  
USPC ..... **D10/126**

(58) **Field of Classification Search**  
USPC ..... D10/1-39, 122-132  
CPC ..... G04B 17/00; G04B 17/02; G04B 17/005;  
G04B 17/285; G04B 37/00; G04B 37/00;  
G04B 37/0058; G04B 45/00; G04B  
45/02; G04B 45/038; G04B 45/0069;  
G04B 45/0076; G04B 29/00

See application file for complete search history.

(56) **References Cited**

U.S. PATENT DOCUMENTS

D324,654 S \* 3/1992 Mandelli ..... D10/34  
D684,484 S \* 6/2013 Chastaingt ..... D10/34  
D724,445 S \* 3/2015 Taylor ..... D10/126  
D758,906 S \* 6/2016 Rabassa ..... D10/126

*Primary Examiner* — Sheryl Lane

*Assistant Examiner* — Calvin E Vansant

(74) *Attorney, Agent, or Firm* — Donald J. Ranft; Collen IP

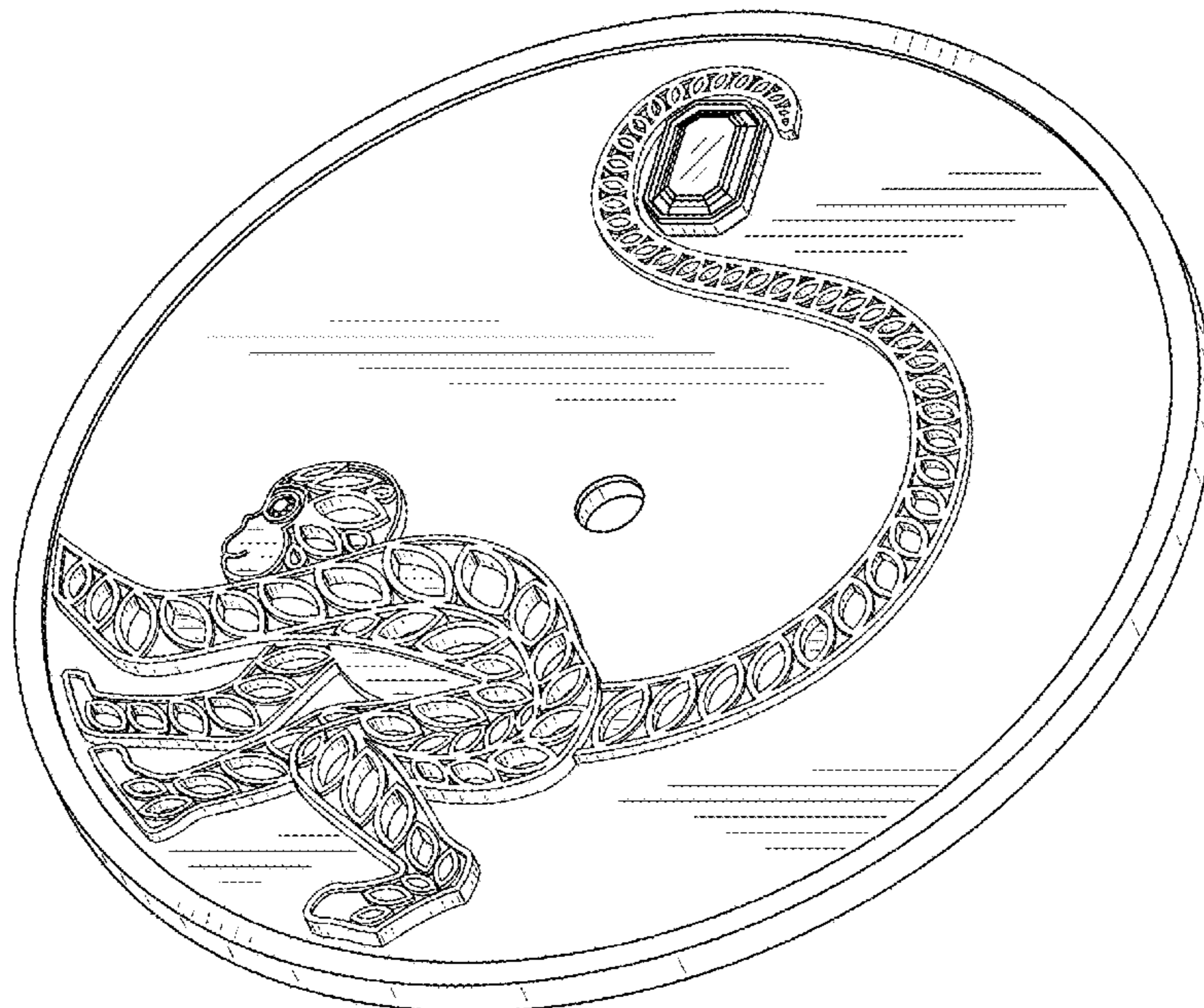
(57) **CLAIM**

The ornamental design for a dial, as shown.

**DESCRIPTION**

FIG. 1 is a front right perspective view of a dial showing my new design;  
FIG. 2 is a front view thereof;  
FIG. 3 is a rear view thereof;  
FIG. 4 is a left side view thereof;  
FIG. 5 is a right side view thereof;  
FIG. 6 is a top view thereof;  
FIG. 7 is a bottom view thereof; and,  
FIG. 8 is a rear left perspective view thereof.

**1 Claim, 5 Drawing Sheets**






FIG. 1






FIG. 2

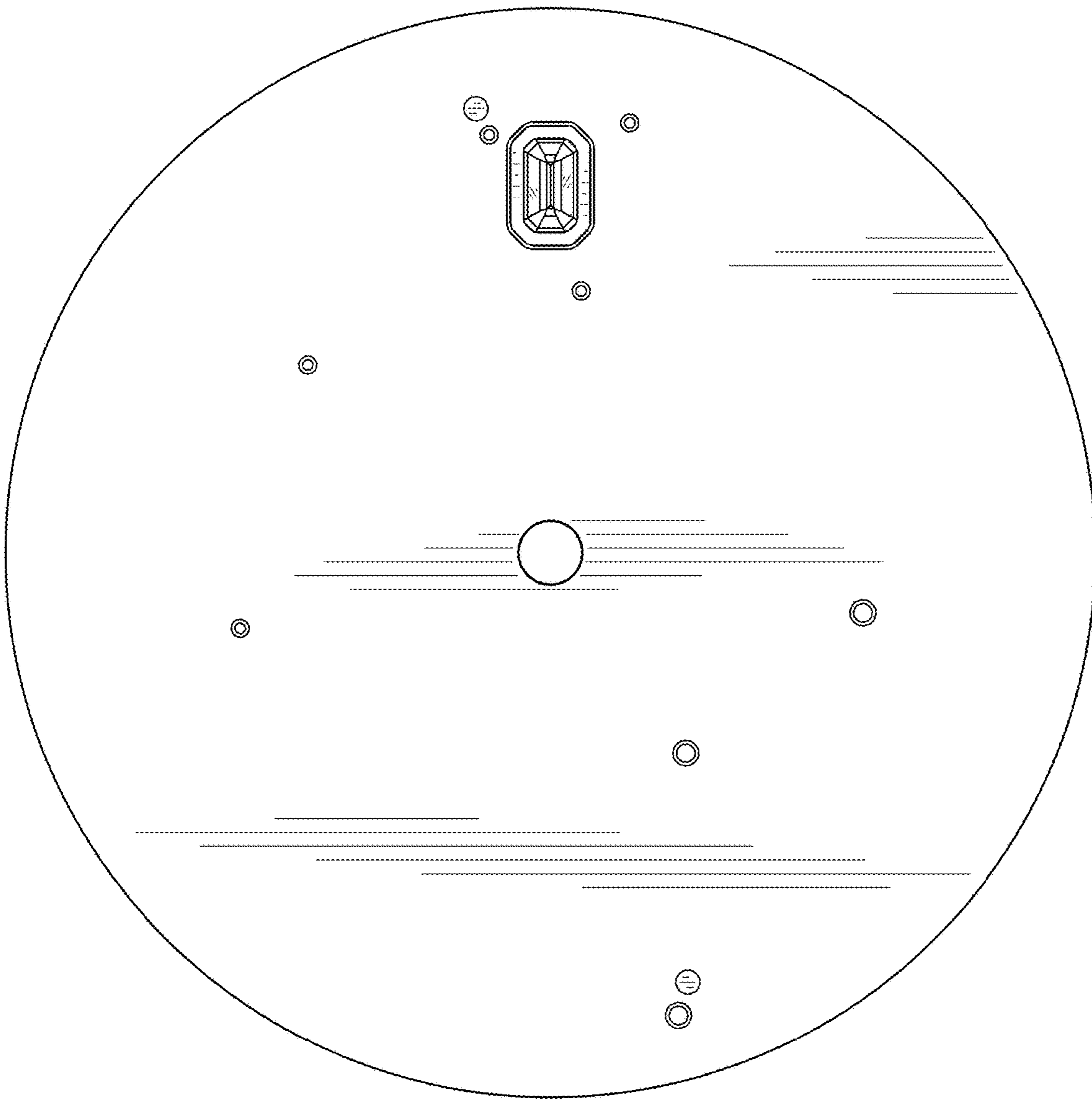


FIG. 3

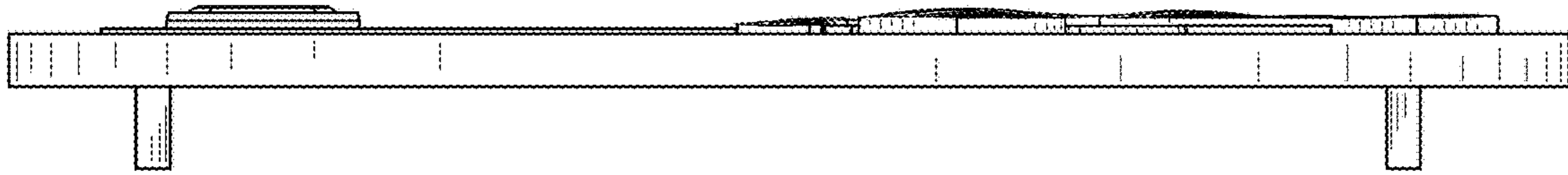


FIG. 4




FIG. 5

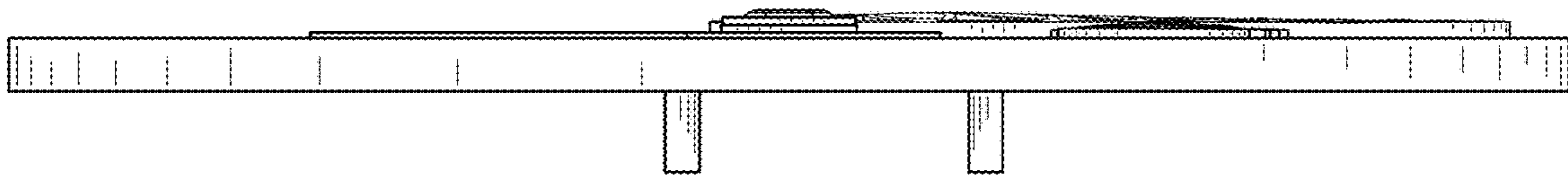


FIG. 6

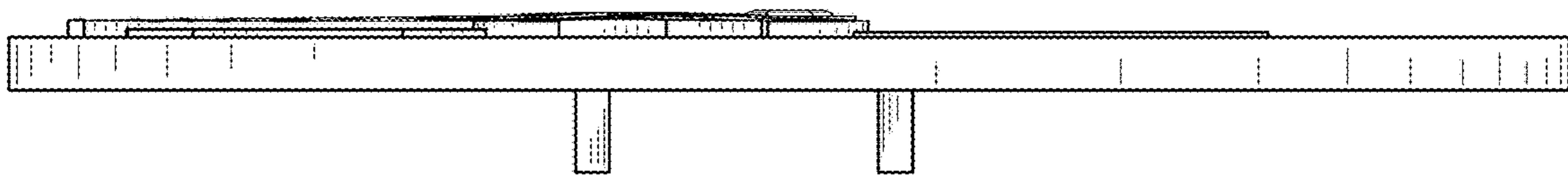


FIG. 7

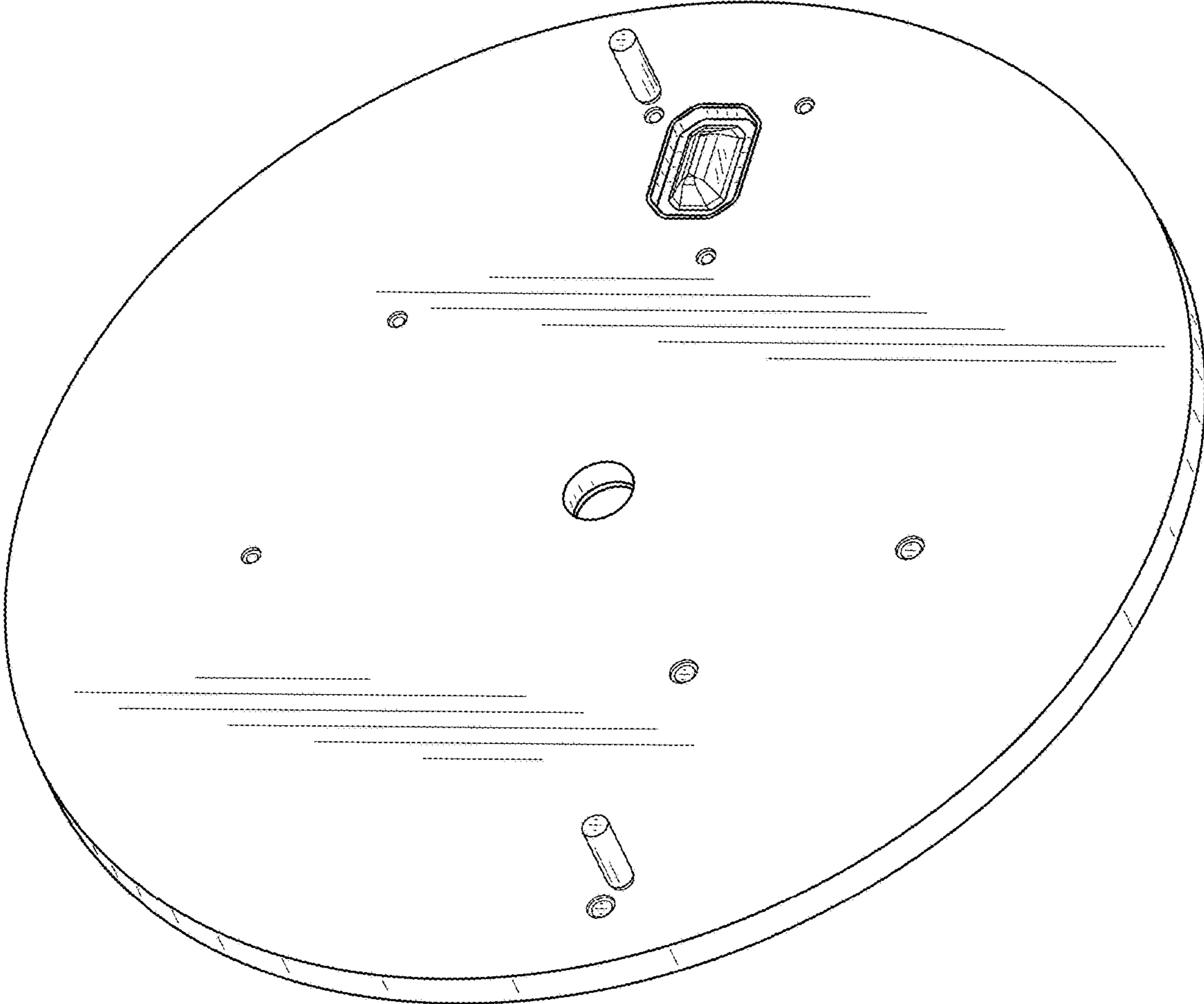


FIG. 8