



US00D798730S

(12) **United States Design Patent** (10) **Patent No.:** **US D798,730 S**
Kwon et al. (45) **Date of Patent:** **** Oct. 3, 2017**

(54) **BAG FOR FOOD PACKING**
(71) Applicant: **CJ CHEILJEDANG CORPORATION**, Seoul (KR)
(72) Inventors: **Hyuk Lyul Kwon**, Seoul (KR); **Hee Won Kim**, Gyeonggi-do (KR); **Chae Won Song**, Seoul (KR); **Hyung Kyung Choi**, Gyeonggi-do (KR)
(73) Assignee: **CJ CHEILJEDANG CORPORATION**, Seoul (KR)

(**) Term: **15 Years**
(21) Appl. No.: **29/573,144**
(22) Filed: **Aug. 3, 2016**

(30) **Foreign Application Priority Data**
May 30, 2016 (KR) 30-2016-0026072
(51) **LOC (10) Cl.** **09-01**
(52) **U.S. Cl.**
USPC **D9/643; D9/707**
(58) **Field of Classification Search**
USPC D3/270, 271.1-271.4; D7/510, 514-520, D7/599, 604, 613, 619.2, 623, 628; D9/600, 643-647, 702-713, 434-454; 206/457, 459.5, 527; 215/381-384, 400; 383/66, 88, 101, 123
CPC B65D 5/4258; B65D 81/60; B65D 81/365; B65D 81/366; B65D 81/368; B65D 2203/00; B65D 2203/02; B65D 33/00; B65D 33/04; A63H 33/16
See application file for complete search history.

(56) **References Cited**
U.S. PATENT DOCUMENTS
D477,993 S * 8/2003 Lee D9/643
D597,853 S * 8/2009 Kerr D9/705
D678,075 S * 3/2013 Cho D9/643
D680,873 S * 4/2013 Kim D9/643
D680,874 S * 4/2013 Kim D9/643
D694,119 S * 11/2013 Lee D9/643
D751,413 S * 3/2016 Lee D9/643
D764,303 S * 8/2016 Kwon D9/643
D764,304 S * 8/2016 Kwon D9/643
D764,305 S * 8/2016 Kwon D9/643

* cited by examiner
Primary Examiner — Sandra Morris
(74) *Attorney, Agent, or Firm* — Leydig Voit & Mayer

(57) **CLAIM**
The ornamental design for a bag for food packing, as shown and described.

DESCRIPTION
The patent or application file contains at least one drawing executed in color. Copies of this patent or patent application publication with color drawing(s) will be provided by the Office upon request and payment of the necessary fee.
FIG. 1 is a perspective view of a bag for food packing of the present invention.
FIG. 2 is a front elevational view thereof;
FIG. 3 is a rear elevational view thereof;
FIG. 4 is a left side elevational view thereof;
FIG. 5 is a right side elevational view thereof;
FIG. 6 is a top plan view thereof, shown in an alternative position; and,
FIG. 7 is a bottom plan view thereof.

1 Claim, 6 Drawing Sheets
(6 of 6 Drawing Sheet(s) Filed in Color)




FIG. 1




FIG. 2




FIG. 3

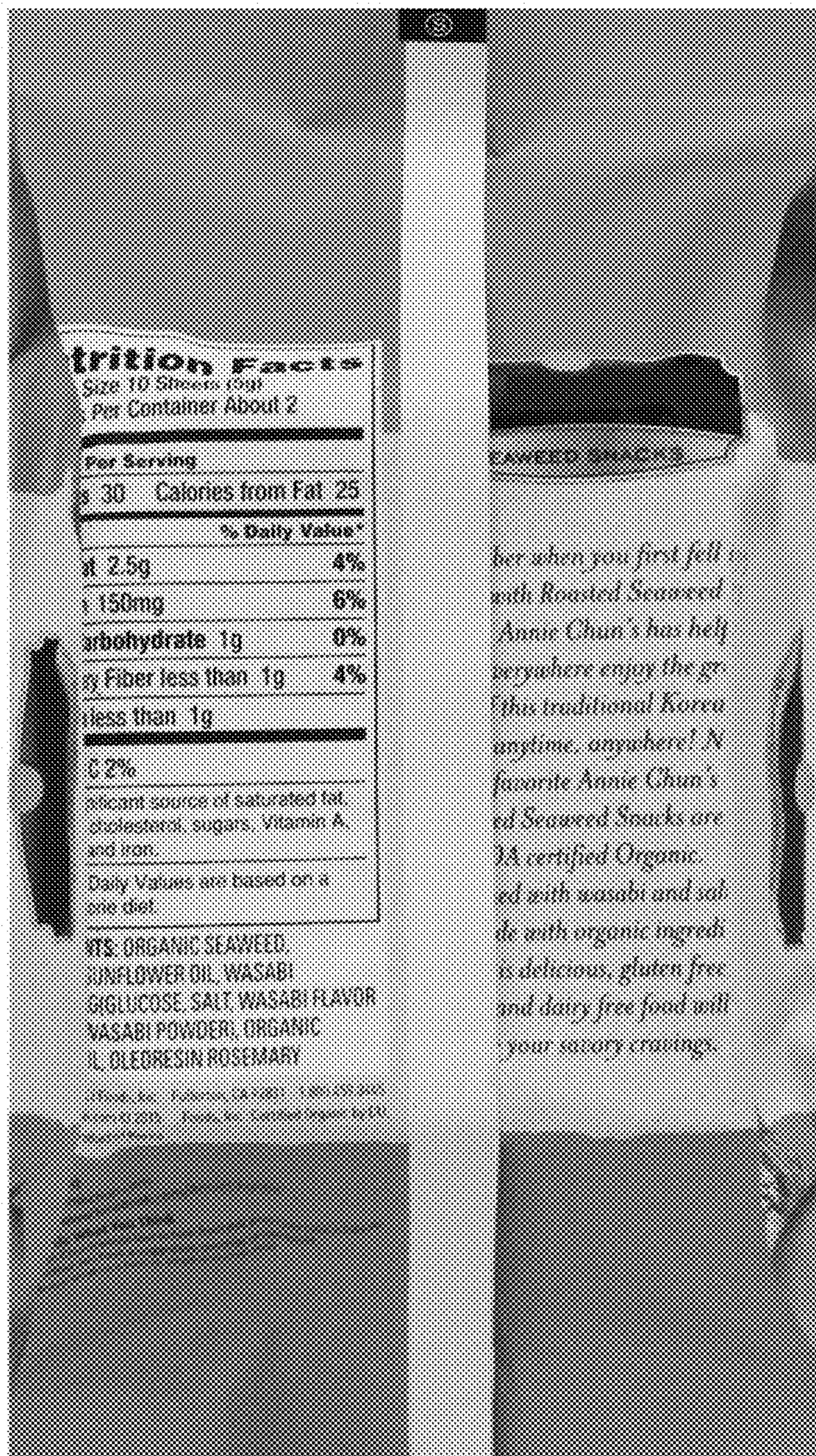


FIG. 4



FIG. 5



FIG. 6




FIG. 7

