



US00D798729S

(12) **United States Design Patent** (10) **Patent No.:** **US D798,729 S**  
**Kwon et al.** (45) **Date of Patent:** **\*\* Oct. 3, 2017**

(54) **CONTAINER FOR FOOD PACKING**

(56) **References Cited**

(71) Applicant: **CJ CHEILJEDANG CORPORATION**, Seoul (KR)

U.S. PATENT DOCUMENTS

(72) Inventors: **Hyuk Lyul Kwon**, Seoul (KR); **Chae Won Song**, Seoul (KR); **In Sun Jung**, Seoul (KR); **Hyung Kyung Choi**, Gyeonggi-do (KR); **Su Im Hwang**, Gyeonggi-do (KR)

D427,073 S *	6/2000	Gaffney .....	D9/520
D530,618 S *	10/2006	Estabrook .....	D9/551
D566,576 S *	4/2008	Thompson .....	D9/643
D603,708 S *	11/2009	Handy .....	D9/435
D635,860 S *	4/2011	Sahu .....	D9/529
D711,241 S *	8/2014	Kim .....	D9/529
D726,024 S *	4/2015	Peng .....	D9/521
D739,750 S *	9/2015	Luijendijk .....	D9/449
D746,150 S *	12/2015	Kwon .....	D9/503
D753,494 S *	4/2016	Toh .....	D9/449

(73) Assignee: **CJ CHEILJEDANG CORPORATION**, Seoul (KR)

\* cited by examiner

(\*\*) Term: **15 Years**

*Primary Examiner* — Sandra Morris

(21) Appl. No.: **29/573,139**

(74) *Attorney, Agent, or Firm* — Leydig Voit & Mayer

(22) Filed: **Aug. 3, 2016**

(57) **CLAIM**

(30) **Foreign Application Priority Data**

The ornamental design for a container for food packing, as shown and described.

May 12, 2016 (KR) ..... 30-2016-0022567

**DESCRIPTION**

(51) **LOC (10) Cl.** ..... **09-01**

The patent or application file contains at least one drawing executed in color. Copies of this patent or patent application publication with color drawing(s) will be provided by the Office upon request and payment of the necessary fee.

(52) **U.S. Cl.**

USPC ..... **D9/643**; D9/542; D9/529; D9/521

FIG. 1 is a perspective view of a container for food packing of the present invention.

(58) **Field of Classification Search**

USPC ..... D3/270, 271.1–271.4; D7/510, 514–520,

D7/599, 604, 613, 619.2, 623, 628;

D9/600, 643–647, 500–505, 516, 522,

D9/529–530, 537–546, 548–561,

D9/434–454; 206/457, 459.5, 527;

215/381–384, 400

CPC .... B65D 5/4258; B65D 81/60; B65D 81/365;

B65D 81/366; B65D 81/368; B65D

2203/00; B65D 2203/02

FIG. 2 is a front elevational view thereof;  
FIG. 3 is a rear elevational view thereof;  
FIG. 4 is a left side elevational view thereof;  
FIG. 5 is a right side elevational view thereof; and,  
FIG. 6 is a top plan view thereof.

See application file for complete search history.

**1 Claim, 6 Drawing Sheets**  
**(6 of 6 Drawing Sheet(s) Filed in Color)**




FIG. 1



FIG. 2



FIG. 3

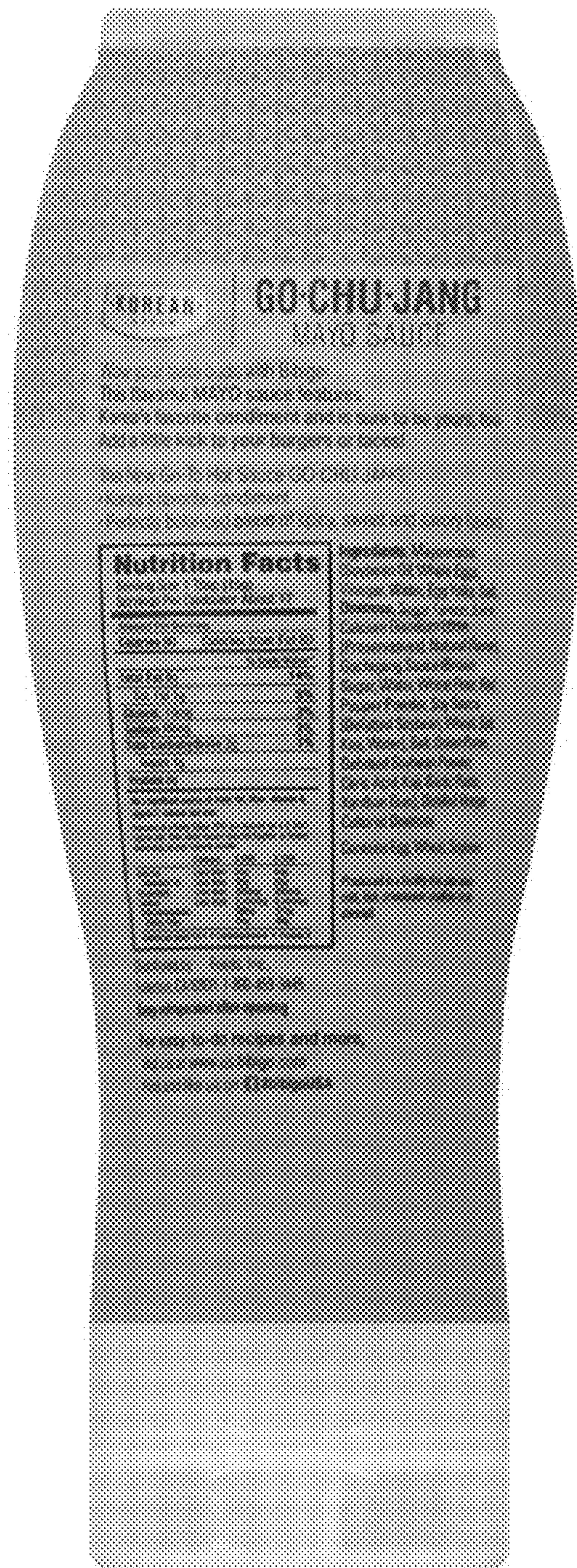


FIG. 4

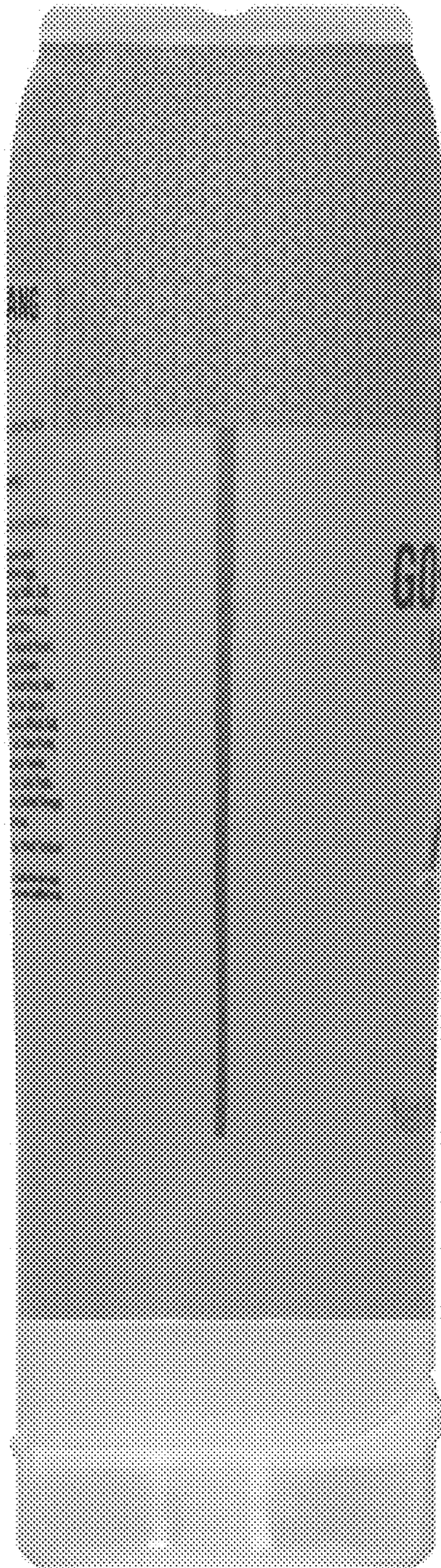


FIG. 5




FIG. 6

