



US00D798713S

(12) **United States Design Patent** (10) **Patent No.:** **US D798,713 S**
Bramwell et al. (45) **Date of Patent:** **** Oct. 3, 2017**

(54) **PACKAGE ACTUATOR**

(71) Applicant: **Johnson & Johnson Consumer Inc.**,
Skillman, NJ (US)

(72) Inventors: **Stephen Bramwell**, Elk Ridge, UT
(US); **Jennifer E. Dahl**, New York, NY
(US); **Stephen J. Mohary**, Pennington,
NJ (US); **Timothy O'Toole**, Jersey
City, NJ (US); **Richard Tanaka**,
Astoria, NY (US)

(73) Assignee: **Johnson & Johnson Consumer Inc.**,
Skillman, NJ (US)

(**) Term: **15 Years**

(21) Appl. No.: **29/547,381**

(22) Filed: **Dec. 3, 2015**

Related U.S. Application Data

(62) Division of application No. 29/495,110, filed on Jun.
27, 2014, now Pat. No. Des. 755,046.

(51) **LOC (10) Cl.** **09-07**

(52) **U.S. Cl.**

USPC **D9/448**

(58) **Field of Classification Search**

USPC D3/201, 202, 203.1; D7/312, 313, 392.1,
D7/397, 398; D9/417, 434, 435, 443,
D9/447, 448, 682, 685, 686, 690; D15/7,
D15/9, 9.1; D23/200, 206, 211.1, 213,
D23/223, 226, 229, 231; D29/125, 126,
D29/129

CPC A45D 34/00; A45D 34/042; A45D 40/22;
A45D 2040/0006; A45D 2040/0093;
B05B 11/3005; B05B 11/3052; B05B
11/3056;

(Continued)

(56) **References Cited**

U.S. PATENT DOCUMENTS

3,516,424 A 6/1970 Eagle
3,987,942 A 10/1976 Morane et al.

(Continued)

FOREIGN PATENT DOCUMENTS

DE 2519108 1/1976
DE 3402406 3/1988

(Continued)

OTHER PUBLICATIONS

Syrup Dispenser; Announced May 14, 2013 [online], site visited
[Sep. 29, 2015]. Available from Internet URL: [http://www.
displays2go.com/P-21047/Syrup-Dispenser-with-Glass-and-Metal-
Construction](http://www.displays2go.com/P-21047/Syrup-Dispenser-with-Glass-and-Metal-Construction).

(Continued)

Primary Examiner — Thomas Johannes
Assistant Examiner — Catherine Posthauer

(57) **CLAIM**

We claim the ornamental design for a package actuator, as
shown and described.

DESCRIPTION

FIG. 1 is a rear perspective view of a package actuator of the
present invention.

FIG. 2 is a front view of the package actuator depicted in
FIG. 1.

FIG. 3 is a left side view of the package actuator depicted in
FIG. 1, the right side being a mirror image

FIG. 4 is a rear view of the package actuator depicted in FIG.
1.

FIG. 5 is a top view of the package actuator depicted in FIG.
1; and,

(Continued)

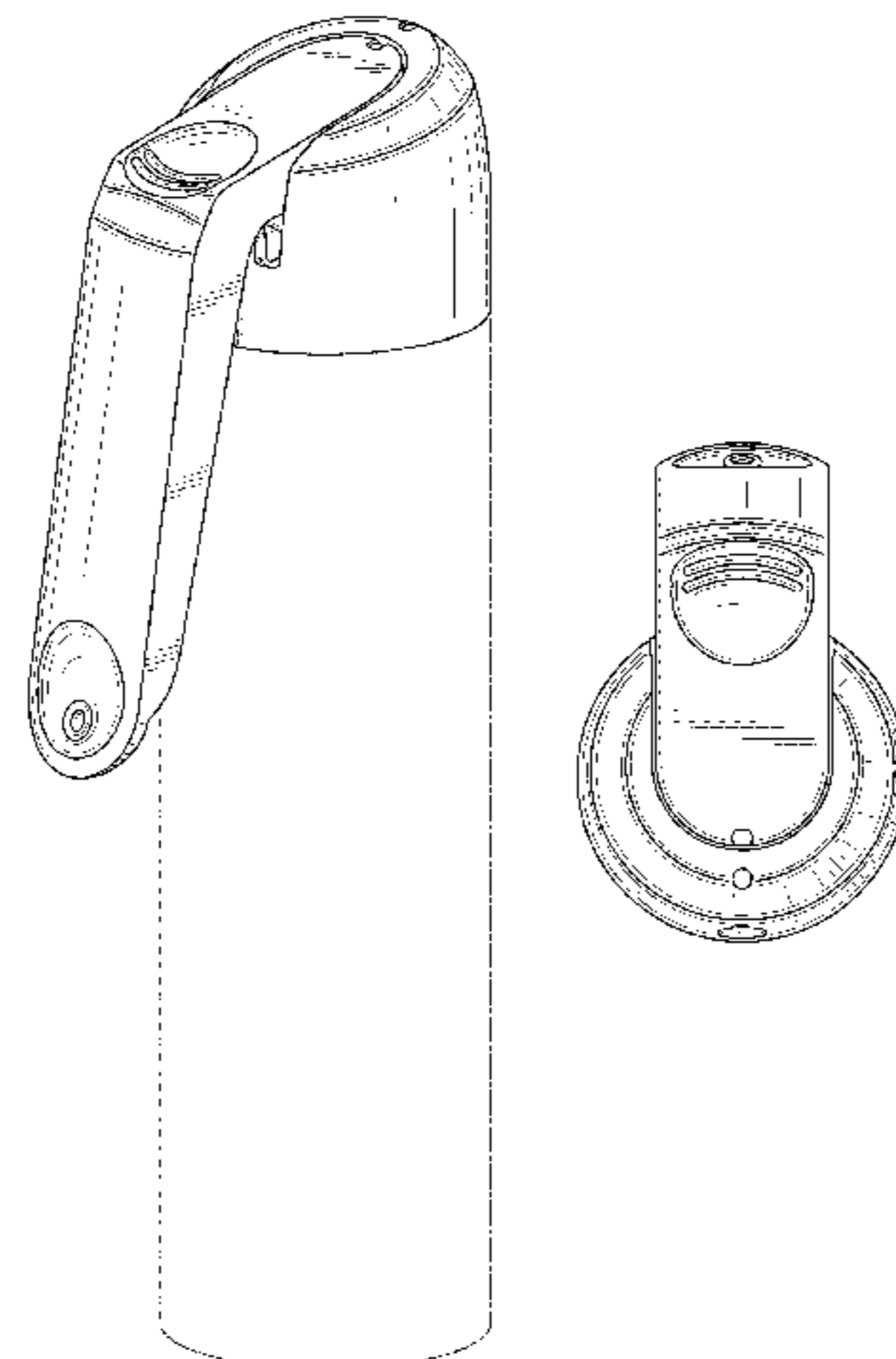


FIG. 6 is a bottom view of the package actuator depicted in FIG. 1.

The broken lines are shown for the purpose of illustrating environmental subject matter and parts of the article that form no part of the claim.

1 Claim, 5 Drawing Sheets

(58) Field of Classification Search

CPC B05B 11/3057; B05B 12/00; B05B 3/00;
 B05B 7/00; B05B 15/002; A62C 31/02;
 B65D 1/02; B65D 1/0223; B65D 1/08;
 B65D 1/10; B65D 23/00; B65D 23/08;
 B65D 25/00; B65D 25/40; B65D 25/42;
 B65D 25/46; B65D 25/48; B65D 25/77;
 B65D 39/00; B65D 39/0047; B65D
 41/00; B65D 43/02; B65D 51/02; B65D
 51/04

See application file for complete search history.

(56) References Cited

U.S. PATENT DOCUMENTS

4,077,549 A 3/1978 Beard
 4,132,359 A 1/1979 Nozawa
 4,157,774 A 6/1979 Micallef
 4,264,038 A 4/1981 Nozawa
 4,456,135 A * 6/1984 Beekes B65D 23/106
 215/396
 4,669,631 A * 6/1987 Zimmermann A47G 19/12
 220/836
 D320,350 S * 10/1991 Fabiano D9/434
 5,398,837 A * 3/1995 Degrassi B65D 51/04
 215/306
 5,413,257 A * 5/1995 Amberger B44D 3/08
 222/472
 5,586,822 A * 12/1996 Krzywdziak B44D 3/08
 366/247
 5,609,277 A * 3/1997 McDonald A45F 5/02
 220/903
 6,276,560 B1 * 8/2001 Belcastro A47G 19/2266
 220/709
 6,705,494 B2 3/2004 Thompson et al.

D489,970 S * 5/2004 Nelson D9/688
 D504,278 S * 4/2005 Tardif D7/401.1
 D511,684 S 11/2005 Guyot
 D515,920 S 2/2006 Groh et al.
 D524,640 S 7/2006 Paas et al.
 D536,969 S * 2/2007 Geier D9/448
 D536,970 S * 2/2007 Shannan D9/448
 D538,650 S * 3/2007 Paas D9/448
 D580,273 S 11/2008 Stinesen et al.
 D582,272 S * 12/2008 Cichy D9/448
 D595,575 S * 7/2009 Cichy D9/448
 D598,746 S * 8/2009 Caldwell D9/435
 D598,747 S * 8/2009 Caldwell D9/435
 7,891,529 B2 2/2011 Paas et al.
 D638,117 S 5/2011 Eckstein et al.
 D658,938 S * 5/2012 Melms, Jr. D7/401.1
 D659,533 S 5/2012 Taylor et al.
 D672,240 S 12/2012 Baranowski et al.
 D674,695 S * 1/2013 Thurin D9/448
 D676,760 S 2/2013 Baranowski et al.
 8,453,875 B2 6/2013 Neuhaus
 D688,562 S 8/2013 Baranowski et al.
 D710,697 S * 8/2014 Lind D9/448
 D718,624 S * 12/2014 Hanson D9/448
 D735,035 S * 7/2015 Lane D9/447
 D746,135 S * 12/2015 Lind D9/448
 D755,046 S * 5/2016 Bramwell D9/434
 2006/0138176 A1 * 6/2006 Lasserre B05B 11/3057
 222/321.8
 2010/0084434 A1 4/2010 Rhoades
 2016/0167074 A1 * 6/2016 Beckerman A47K 5/18
 222/192

FOREIGN PATENT DOCUMENTS

DE 102009018528 11/2010
 EP 321991 6/1989
 FR 2403596 4/1979
 WO WO 2014/018498 1/2014

OTHER PUBLICATIONS

Sabre Red Home Defense Pepper Spray Fogger; Announced Oct. 18, 2012 [online], site visited [Sep. 29, 2015]. Available from Internet URL: <http://blog.safetygirl.com/2012/10/18/pepper-foggers/>.

* cited by examiner

FIG. 1

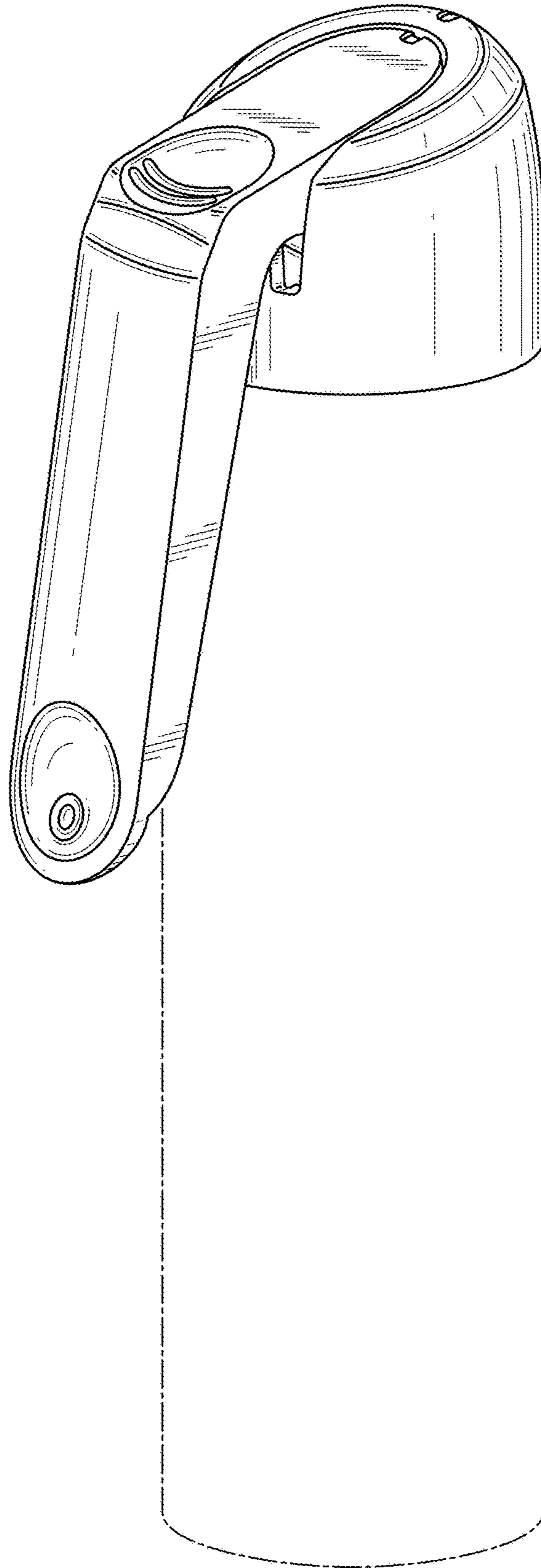


FIG. 2




FIG. 3

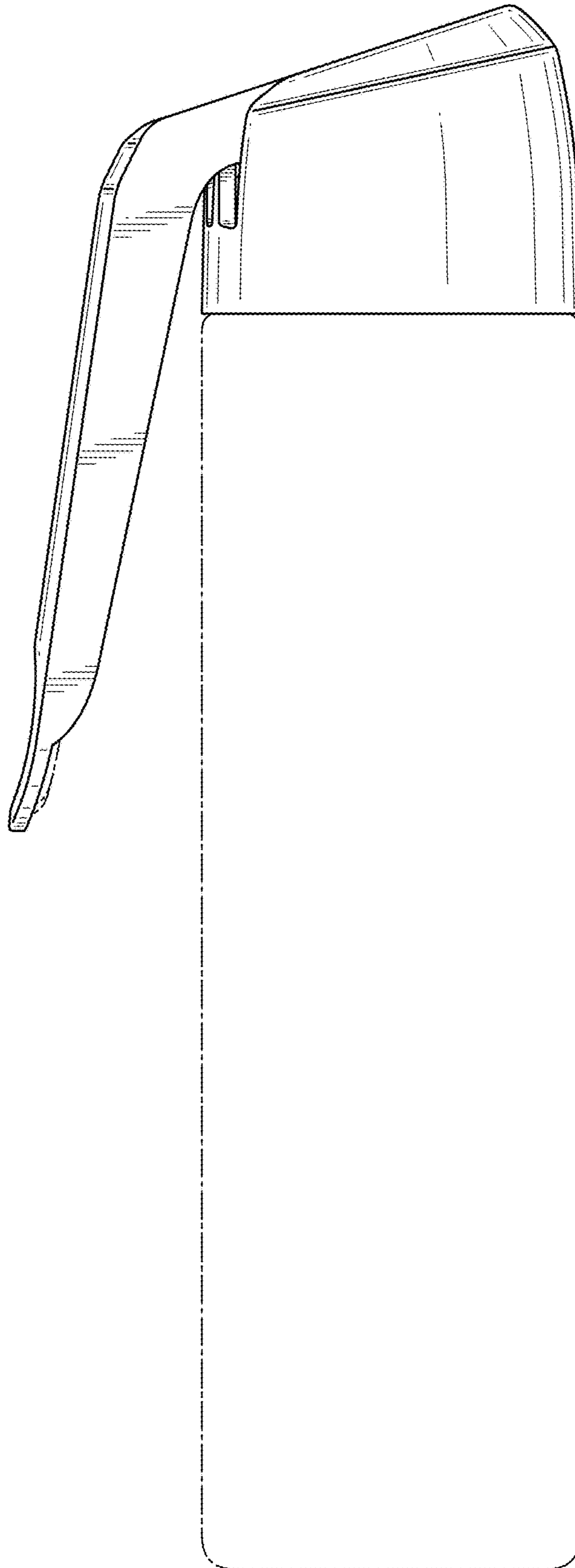


FIG. 4

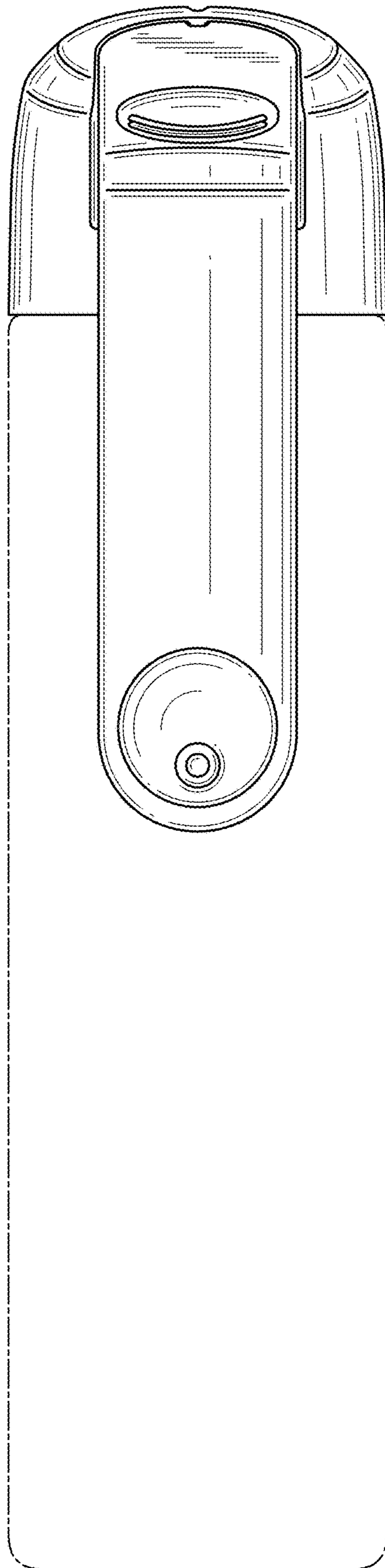


FIG. 5

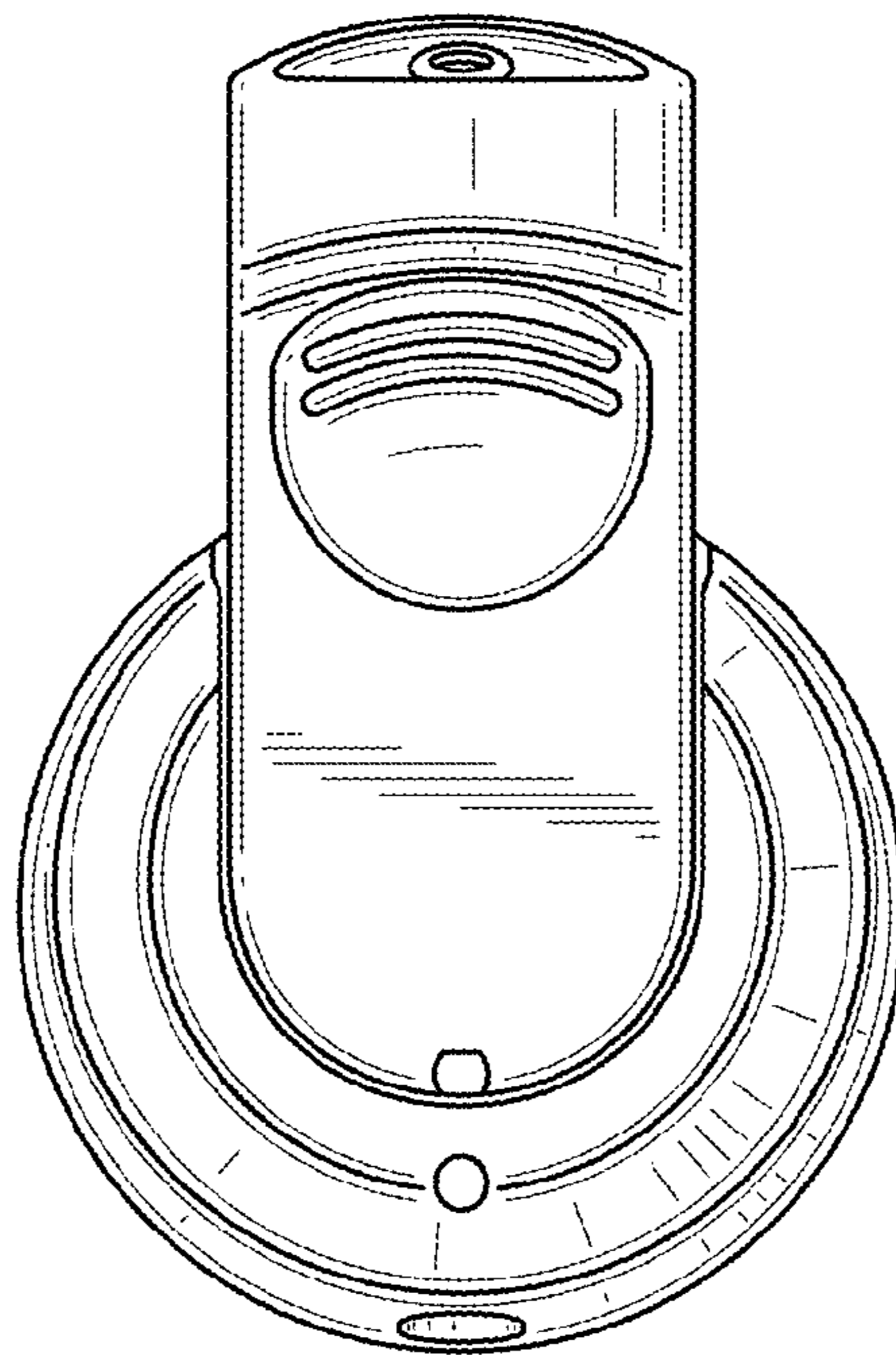


FIG. 6

