



US00D798703S

(12) **United States Design Patent** (10) **Patent No.:** **US D798,703 S**
Hainaut et al. (45) **Date of Patent:** **** Oct. 3, 2017**

(54) **PACKAGING**

(71) Applicant: **Conopco, Inc.**, Englewood Cliffs, NJ (US)

(72) Inventors: **Laurent Jean-Marie Hainaut**, New York, NY (US); **Jennifer Brooke Hartford**, Brooklyn, NY (US); **Kyle D. Wessel**, Queens, NY (US)

(73) Assignee: **Conopco, Inc.**, Englewood Cliffs, NJ (US)

(**) Term: **15 Years**

(21) Appl. No.: **29/569,778**

(22) Filed: **Jun. 30, 2016**

Related U.S. Application Data

(62) Division of application No. 29/511,832, filed on Dec. 15, 2014, now Pat. No. Des. 788,580.

(51) **LOC (10) Cl.** **09-03**

(52) **U.S. Cl.**
USPC **D9/418; D9/432**

(58) **Field of Classification Search**
USPC D9/430-434, 414, 417, 418, 420-424, D9/427, 707-708; D3/272, 273, 294, D3/302, 304, 315; D7/601, 602, 612
CPC B65D 5/00; B65D 5/0209; B65D 5/029; B65D 5/40; B65D 5/72; B65D 5/727
See application file for complete search history.

(56) **References Cited**

U.S. PATENT DOCUMENTS

3,033,357 A * 5/1962 Vogel A41H 3/08
206/574
D346,738 S * 5/1994 Kinigakis D9/418

D507,741 S * 7/2005 Lu D9/418
D552,984 S * 10/2007 Baron D9/418
D633,381 S * 3/2011 Klauder D9/418
D668,948 S * 10/2012 LaTrobe D9/418
D671,401 S * 11/2012 Grabes D9/418
D691,464 S * 10/2013 Lee D9/415
D699,562 S * 2/2014 Klauder D9/418
D710,713 S * 8/2014 Fath D9/721
D734,145 S * 7/2015 Fath D9/418
D740,652 S * 10/2015 Makhsudova D9/418
D743,248 S * 11/2015 Fath D9/418
D755,044 S * 5/2016 Nettenstrom D9/418
D762,465 S * 8/2016 Popper D9/415
D770,275 S * 11/2016 Hainaut D9/432

* cited by examiner

Primary Examiner — Vy Koenig

(74) *Attorney, Agent, or Firm* — Greenberg Traurig, LLP

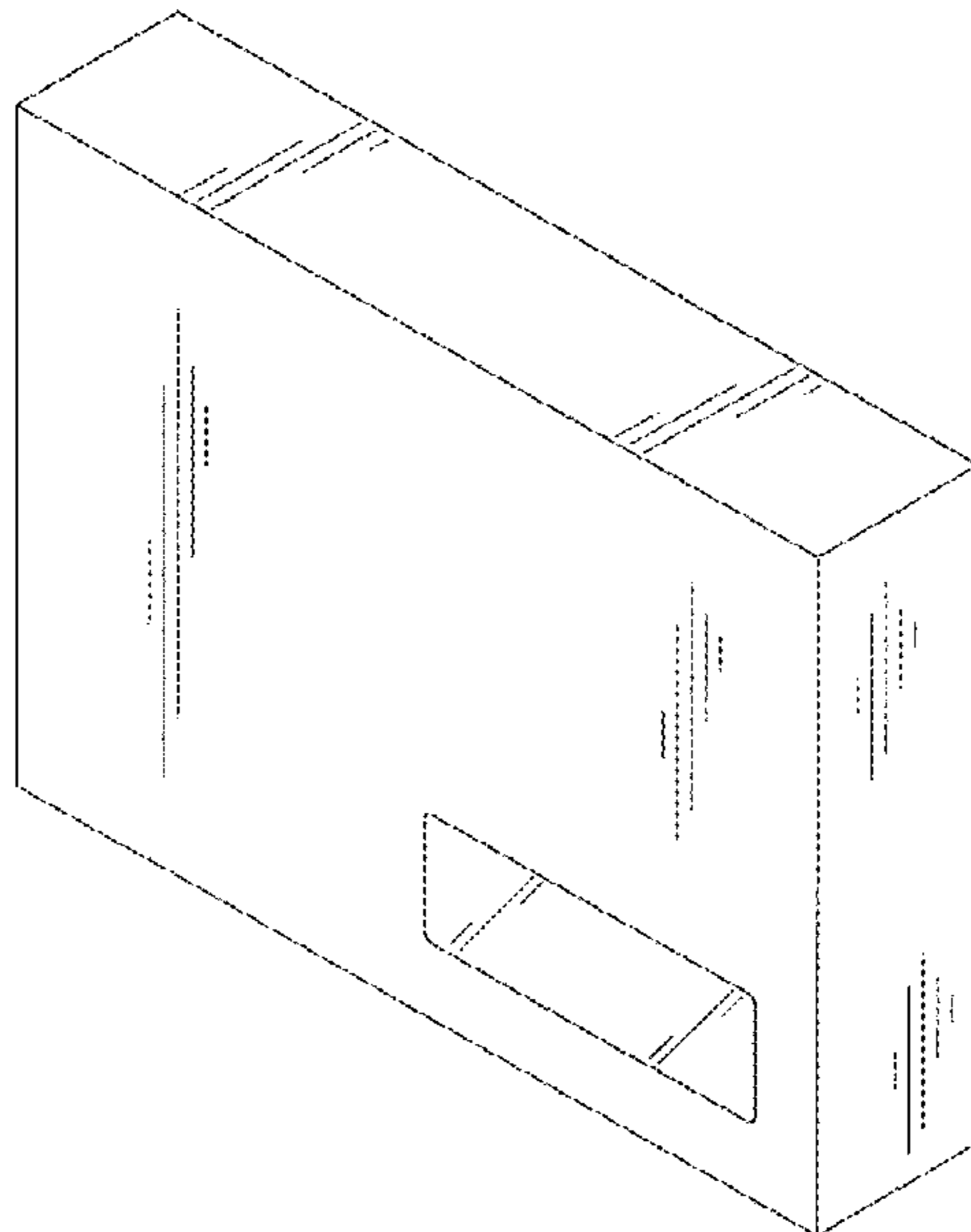
(57) **CLAIM**

The ornamental design for the packaging, as shown and described.

DESCRIPTION

FIG. 1 is a top, front and side perspective view of our packaging;
FIG. 2 is a front elevational view thereof;
FIG. 3 is a rear elevational view thereof;
FIG. 4 is a right side elevational view thereof;
FIG. 5 is a left side elevational view thereof;
FIG. 6 is a top plan view thereof; and,
FIG. 7 is a bottom plan view thereof.

1 Claim, 4 Drawing Sheets



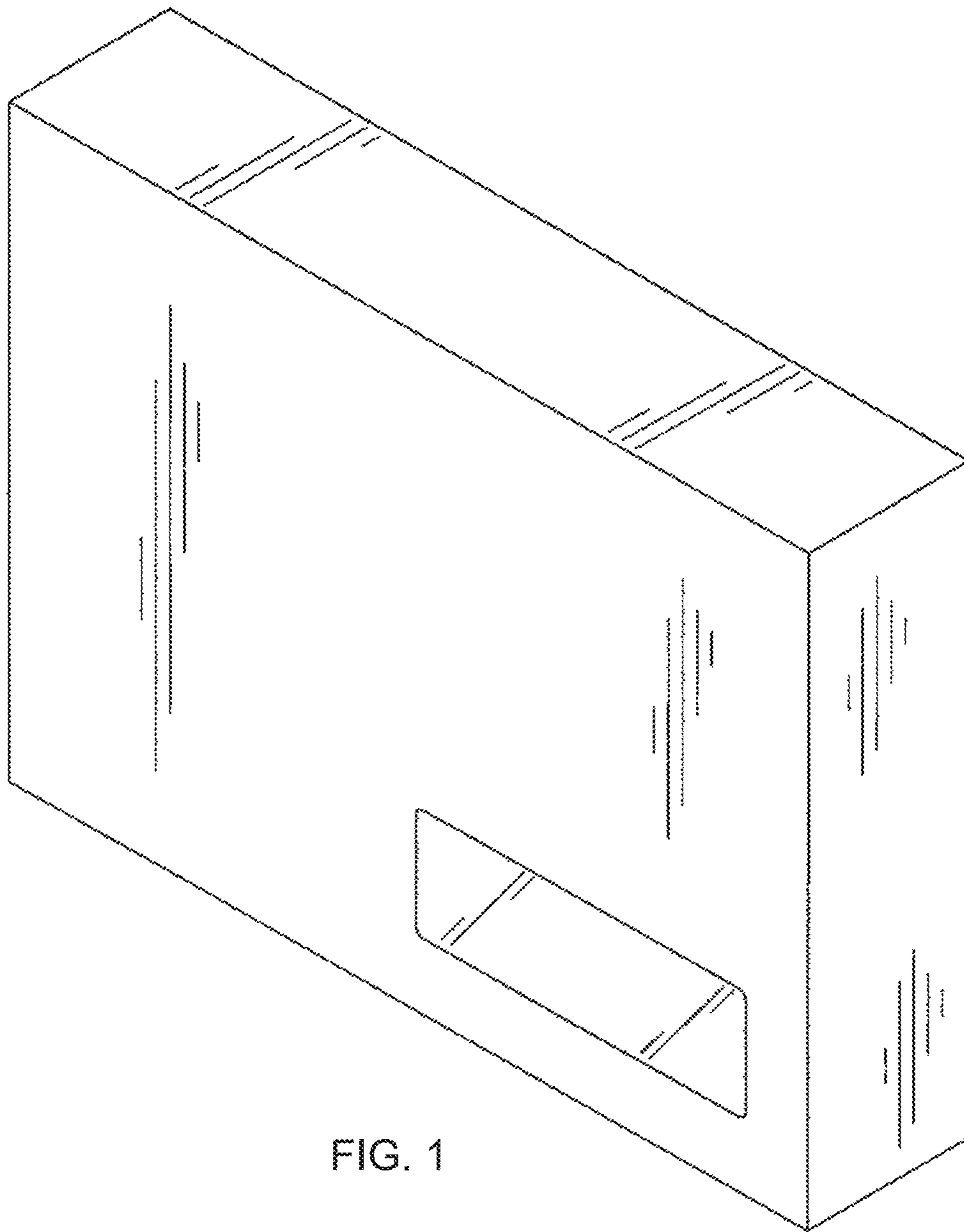


FIG. 1

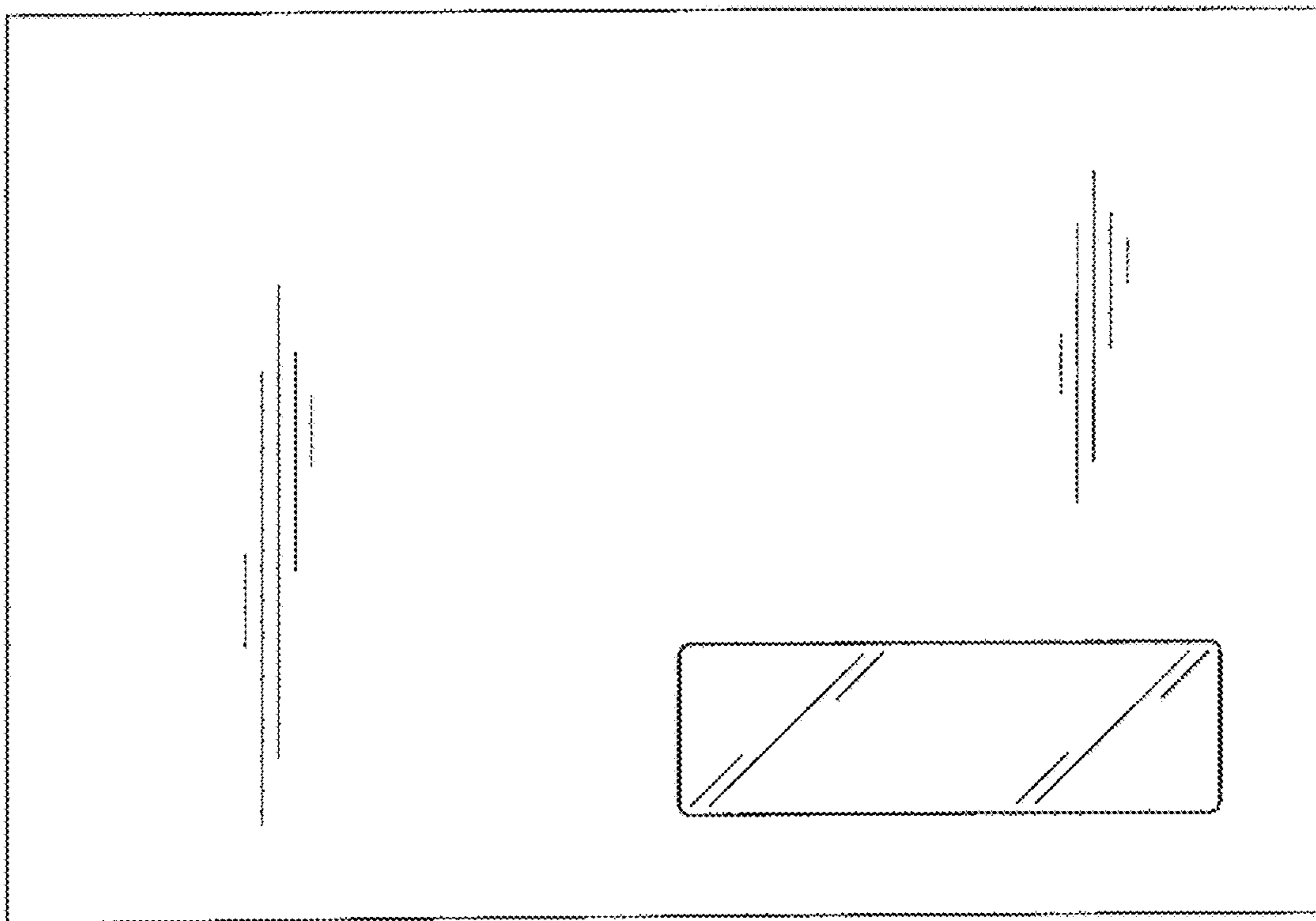


FIG. 2

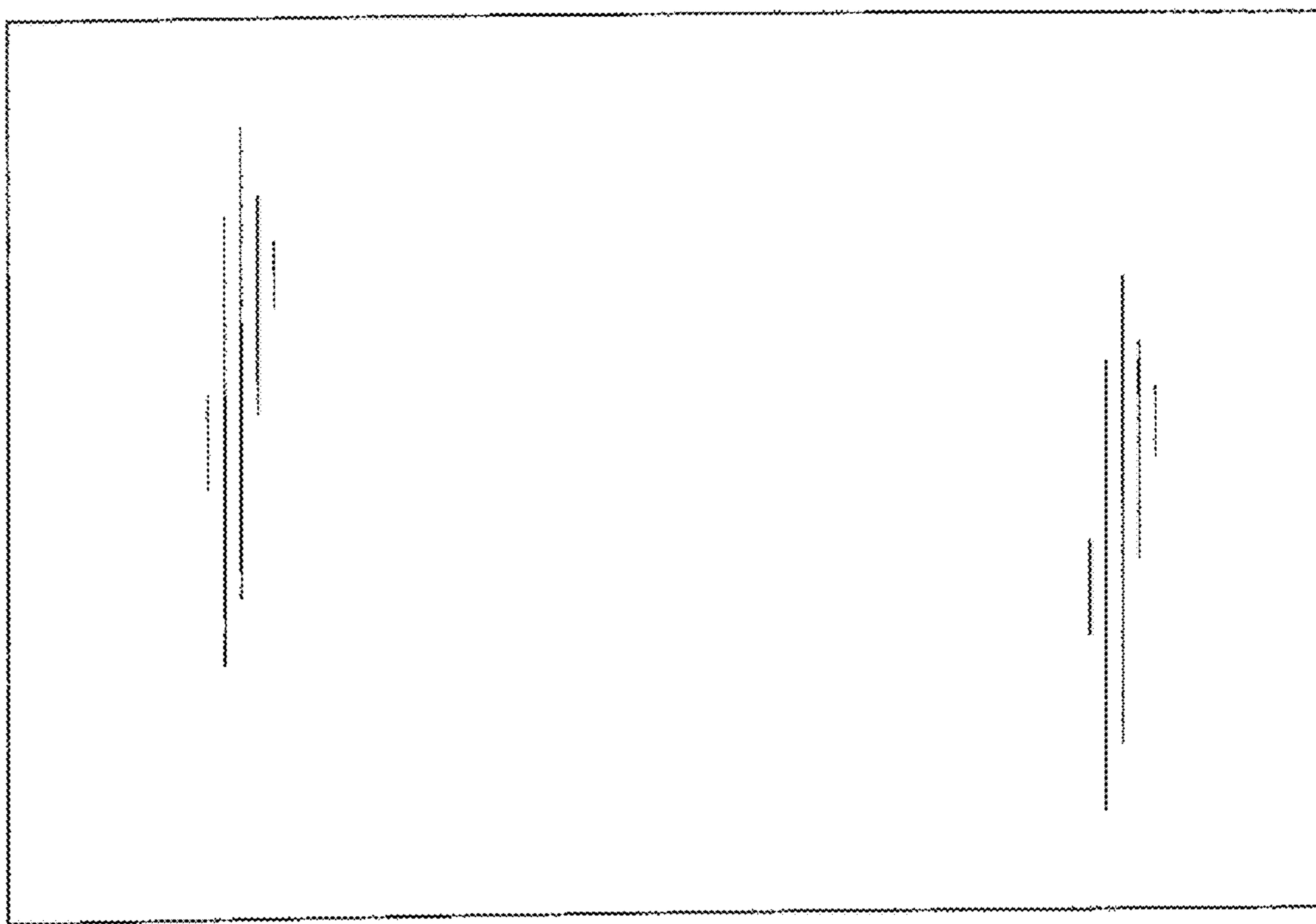


FIG. 3




FIG. 4




FIG. 5



FIG. 6




FIG. 7