



US00D798701S

(12) **United States Design Patent**
Hill

(10) **Patent No.:** **US D798,701 S**

(45) **Date of Patent:** **** Oct. 3, 2017**

(54) **SIMULATED BOLTED HARDWARE**

(71) Applicant: **Oz-Post International, LLC**,
Richardson, TX (US)

(72) Inventor: **Ian A. Hill**, Plano, TX (US)

(73) Assignee: **Oz-Post International, LLC**,
Richardson, TX (US)

(**) Term: **15 Years**

(21) Appl. No.: **29/584,197**

(22) Filed: **Nov. 11, 2016**

1,994,978 A	3/1935	Brown	
2,316,695 A	4/1943	Jaffa	
3,042,068 A *	7/1962	Smith F16K 1/422 137/315.05
3,266,828 A	8/1966	Baier	
3,269,228 A *	8/1966	Wilbur Mack B25B 13/06 81/177.6
D233,138 S *	10/1974	Vogel 215/200
4,092,896 A	6/1978	Puchy	
4,134,438 A *	1/1979	Frieberg F16B 39/24 411/163
4,207,938 A *	6/1980	Mortus F16B 39/284 411/281
4,436,005 A *	3/1984	Hanson B25B 13/481 81/177.75
D276,879 S *	12/1984	Bell D8/70
4,632,616 A	12/1986	Sidoti	

(Continued)

Related U.S. Application Data

(60) Continuation of application No. 14/820,757, filed on Aug. 7, 2015, which is a division of application No. 13/918,227, filed on Jun. 14, 2013, now Pat. No. 9,133,874.

(51) **LOC (10) Cl.** **08-08**

(52) **U.S. Cl.**
USPC **D8/397**

(58) **Field of Classification Search**
USPC D8/397, 394, 382, 349; 411/427, 374
CPC A61B 17/0401; E04D 13/1476; E04G
25/065; F16B 41/002; F16B 23/0061;
F16B 37/14; F16B 35/00

See application file for complete search history.

(56) **References Cited**

U.S. PATENT DOCUMENTS

153,500 A	7/1874	Seymour	
D30,898 S *	5/1899	Paine 411/427
1,086,737 A	2/1914	Taylor	
1,162,467 A	11/1915	Fitz	
1,401,684 A	12/1921	Flannery	
1,506,005 A	8/1924	Kraft	

Primary Examiner — Cynthia Underwood

(74) *Attorney, Agent, or Firm* — Gardere Wynne Sewell
LLP; Andre M. Szuwalski; John Jacob May

(57) **CLAIM**

The ornamental design for a simulated bolted hardware, as shown and described.

DESCRIPTION

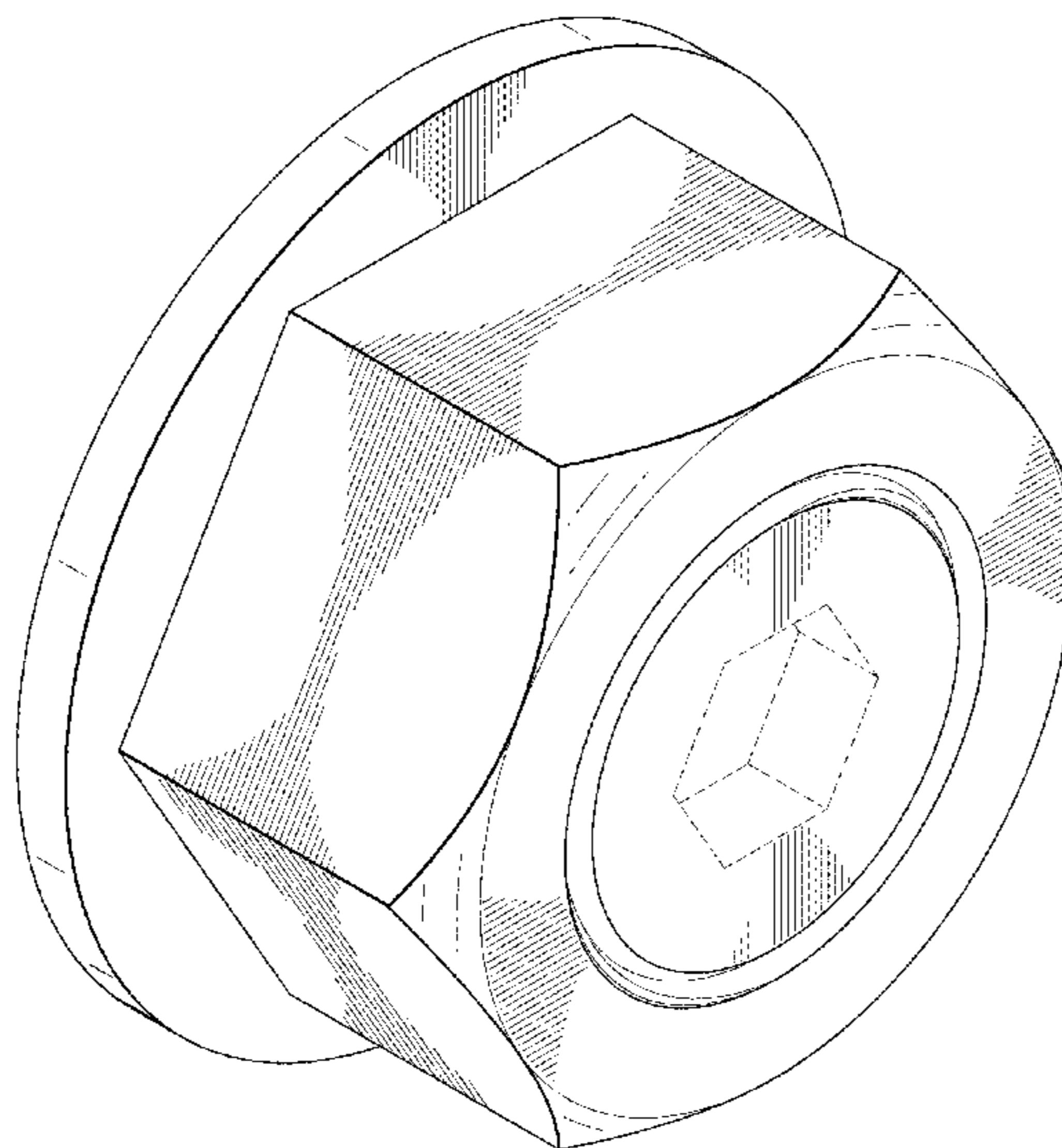
FIG. 1 is a perspective view of a simulated bolted hardware; FIG. 2 is a top plan view of the simulated bolted hardware; FIG. 3 is a bottom plan view of the simulated bolted hardware;

FIG. 4 a front elevation view of the simulated bolted hardware, the rear elevation view is a mirror image thereof; and,

FIG. 5 is a right side elevation view of the simulated bolted hardware, the left side elevation view is a mirror image thereof.

The broken lines in FIGS. 1 and 2 form no part of the claimed design.

1 Claim, 5 Drawing Sheets



(56)

References Cited

U.S. PATENT DOCUMENTS

4,683,670 A 8/1987 Bates
 4,822,223 A * 4/1989 Williams F16B 37/122
 403/268
 D311,131 S * 10/1990 Saito D8/397
 5,728,136 A * 3/1998 Thal A61B 17/0401
 606/232
 5,927,921 A * 7/1999 Hukari F16B 31/06
 411/186
 D416,192 S * 11/1999 Tu D8/397
 6,053,683 A 4/2000 Cabiran
 6,220,804 B1 * 4/2001 Pamer F16B 37/068
 29/432.2
 6,361,258 B1 * 3/2002 Heesch F16B 23/0084
 411/178
 6,387,129 B2 * 5/2002 Rieser A61B 17/8615
 606/318
 D459,207 S * 6/2002 Miyata D8/397
 6,457,923 B1 * 10/2002 Grossman A47C 17/1753
 411/104
 6,478,518 B1 * 11/2002 Hwang F16B 12/14
 411/104
 6,540,750 B2 * 4/2003 Burkhart A61B 17/0401
 606/232
 D512,886 S * 12/2005 Christensen D8/14
 D524,149 S * 7/2006 Kim D8/397
 D551,972 S * 10/2007 Jacobs D9/445
 7,384,225 B2 6/2008 Woolstencroft

D588,893 S * 3/2009 Radich D8/70
 D602,349 S * 10/2009 Andersson D8/399
 D609,999 S * 2/2010 Andersson D8/399
 7,658,580 B1 2/2010 Conway et al.
 D613,594 S * 4/2010 Huang D12/213
 D613,595 S * 4/2010 Huang D12/213
 D614,247 S * 4/2010 Clausen D21/488
 7,981,143 B2 * 7/2011 Doubler F16B 37/0864
 606/300
 D646,153 S * 10/2011 Andersson D8/397
 D646,154 S * 10/2011 Andersson D8/397
 8,051,690 B2 11/2011 Camisasca
 D679,988 S * 4/2013 Yamazaki D8/397
 D691,033 S * 10/2013 Allman D8/397
 D698,234 S * 1/2014 Bauer D8/397
 8,622,677 B2 * 1/2014 Wu B60S 9/08
 411/427
 D698,637 S * 2/2014 Su D8/397
 D706,126 S * 6/2014 Orow D8/397
 D713,243 S * 9/2014 Hsu D8/397
 D721,423 S * 1/2015 Jacques D23/260
 D725,461 S * 3/2015 Kopp D8/397
 9,004,836 B2 * 4/2015 Wells F16B 23/0007
 411/402
 9,377,047 B2 6/2016 Hill
 D788,574 S * 6/2017 Baiz D8/387
 2004/0170487 A1 9/2004 Thompson
 2009/0108149 A1 4/2009 Goto
 2016/0273573 A1 9/2016 Hill

* cited by examiner

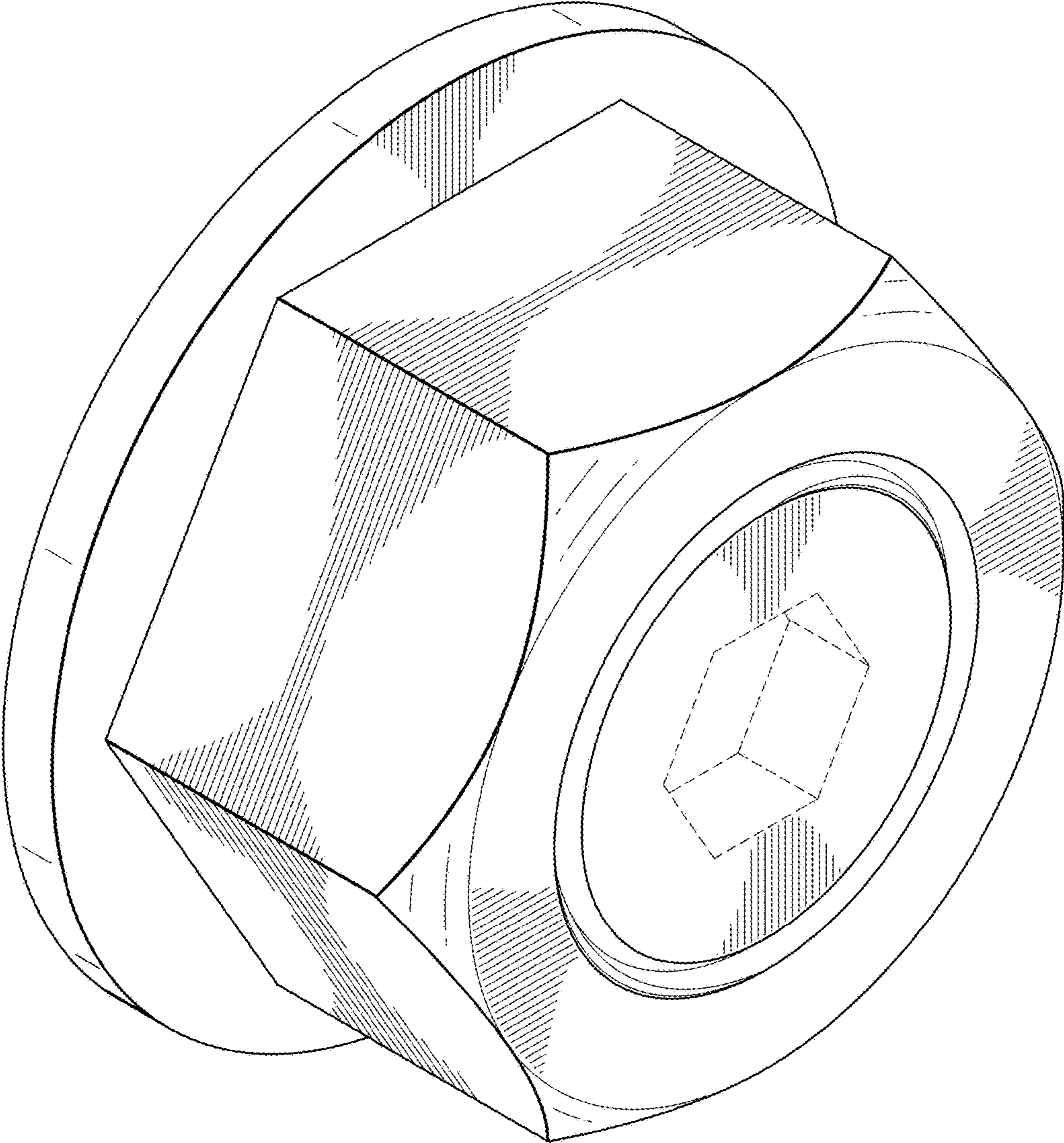


FIG. 1

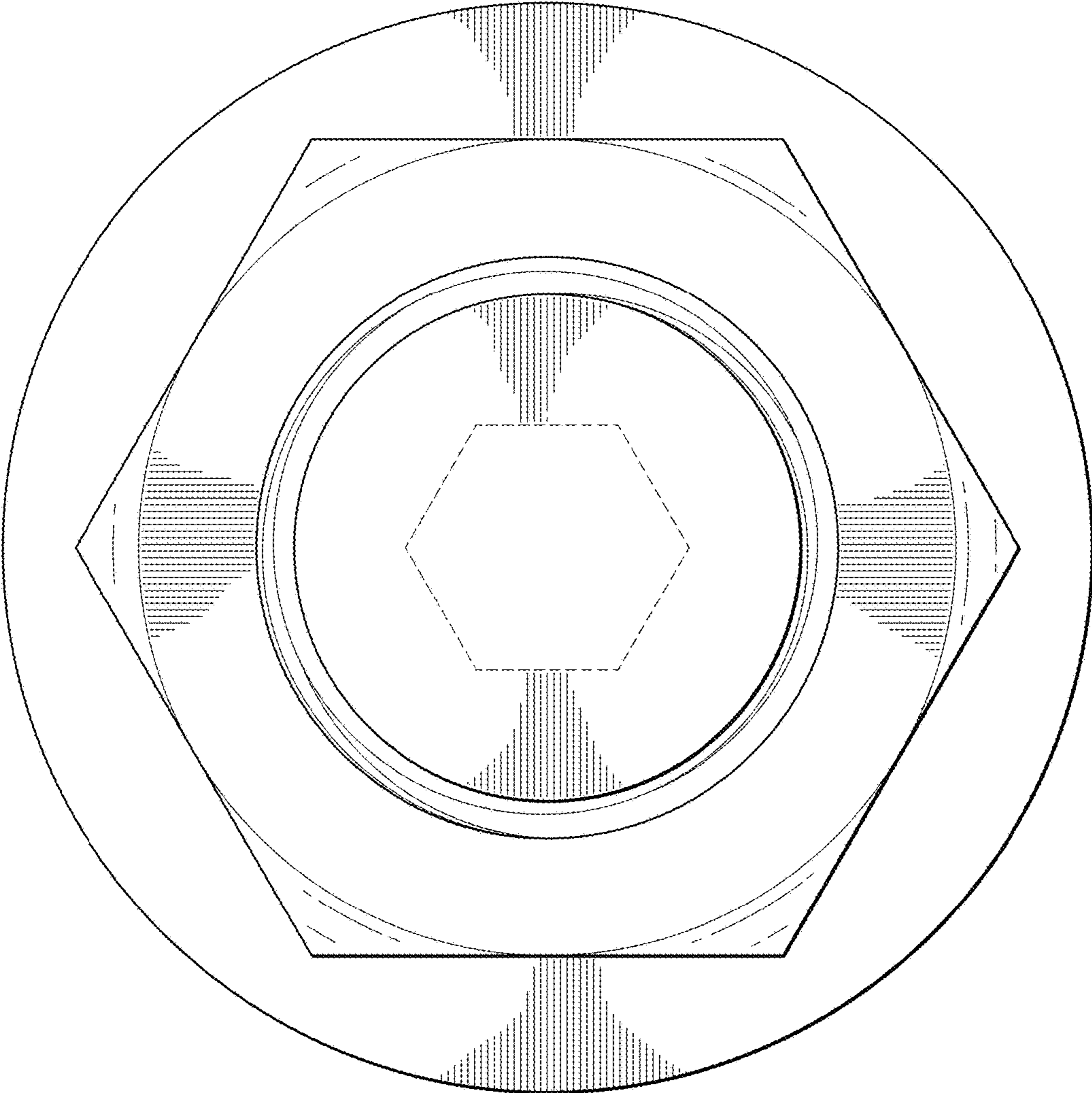


FIG. 2

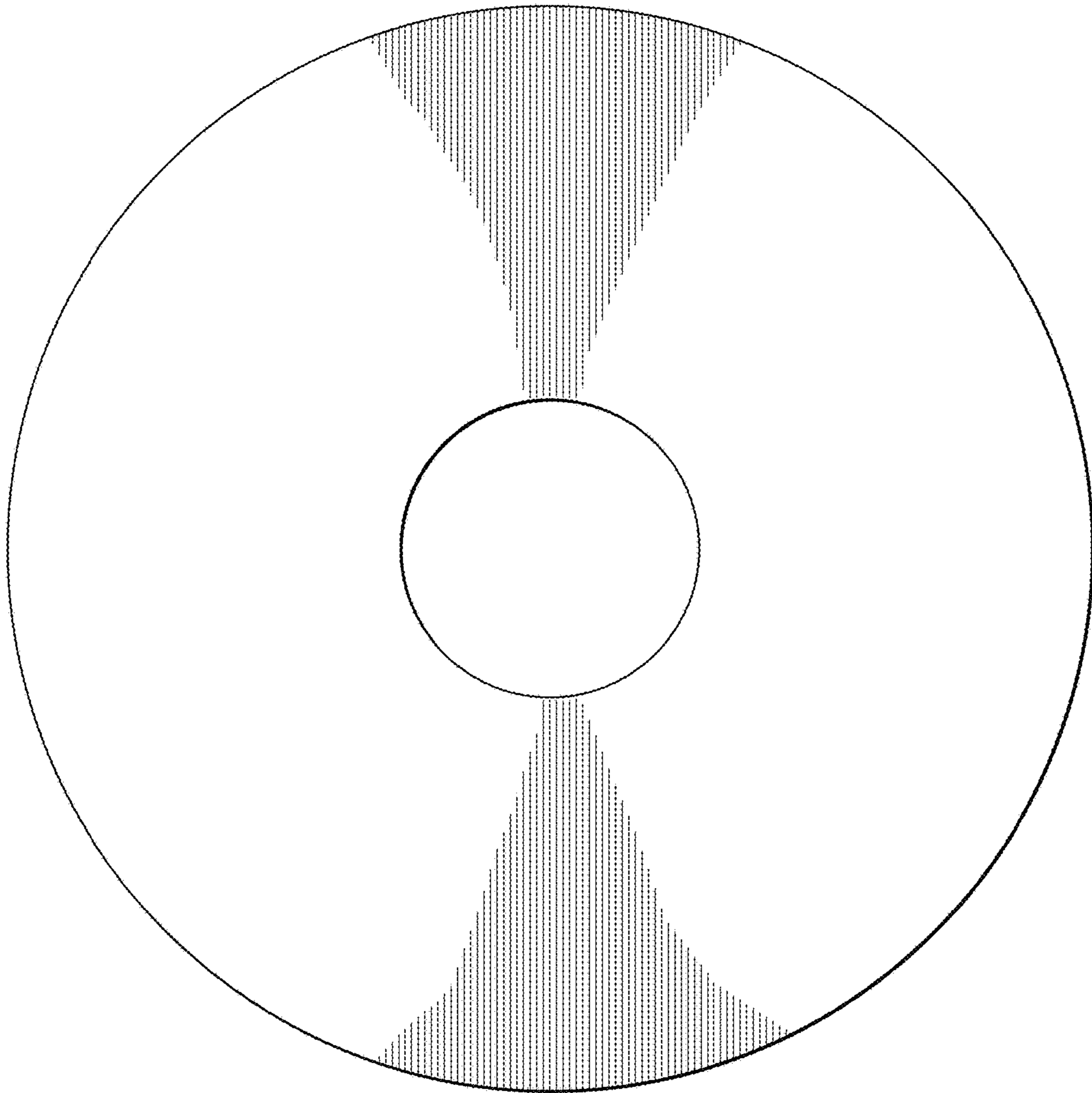


FIG. 3

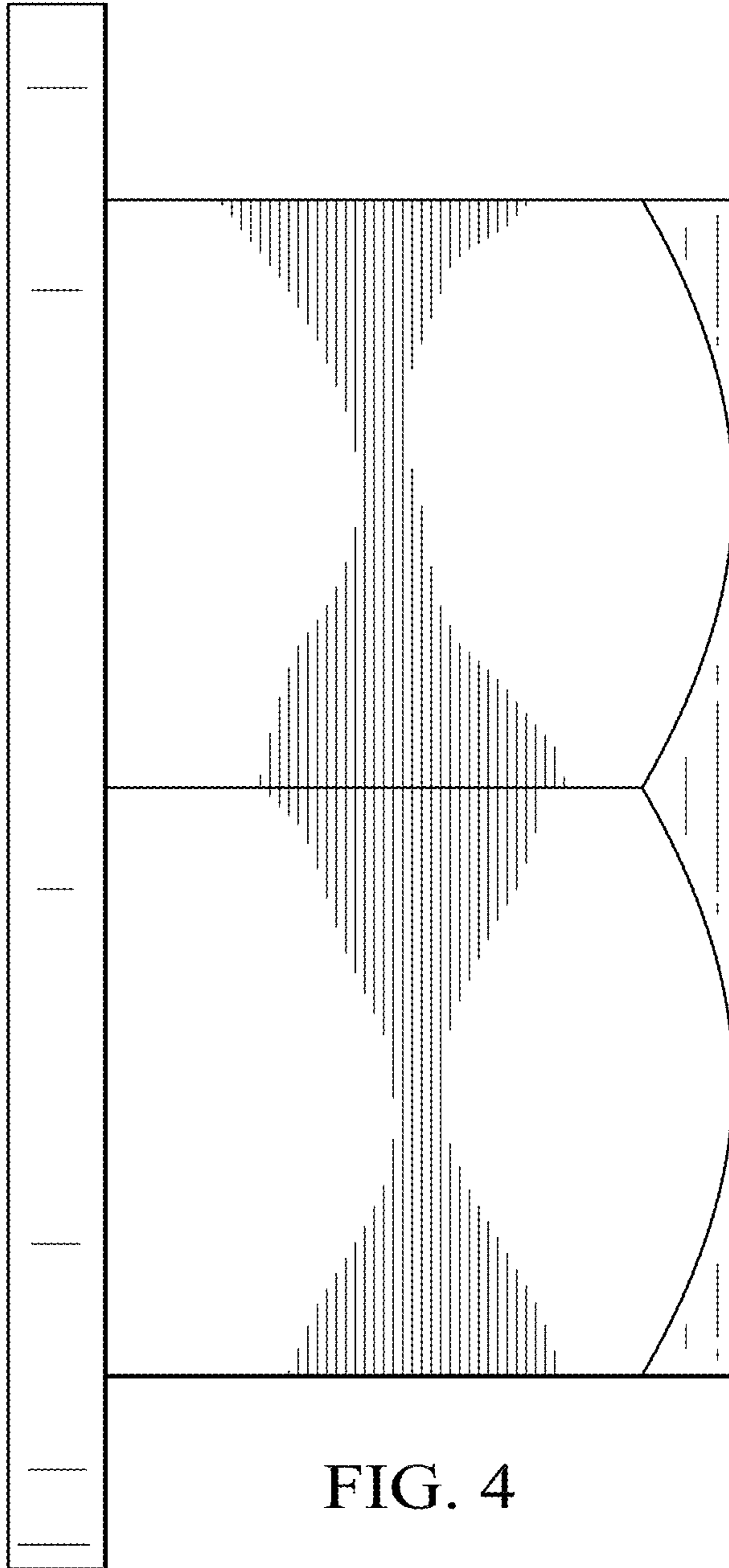


FIG. 4

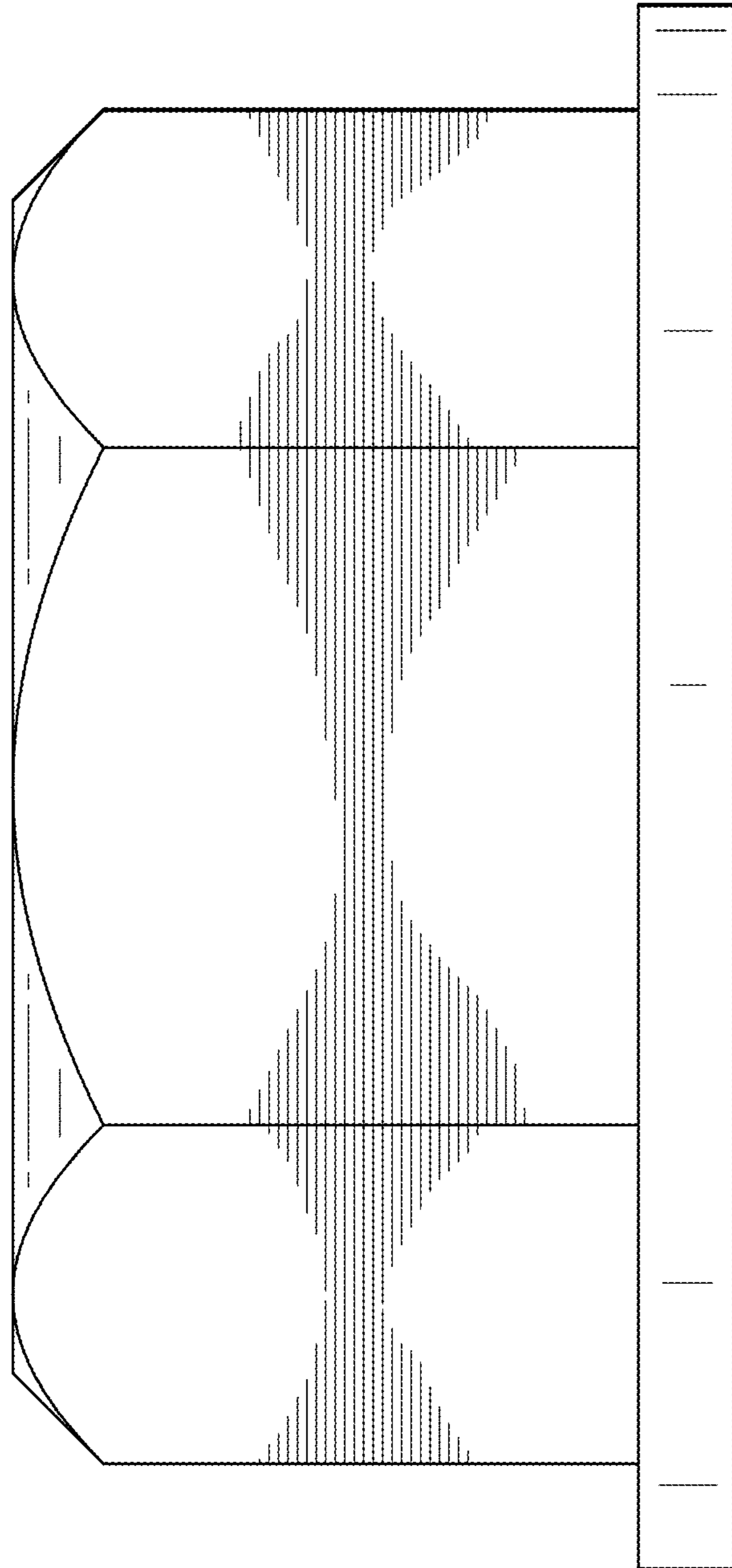


FIG. 5