

US00D798698S

(12) **United States Design Patent**
Shih et al.

(10) **Patent No.:** **US D798,698 S**

(45) **Date of Patent:** **** Oct. 3, 2017**

(54) **BAND FOR HOSE CLAMP**

(71) Applicants: **Ru-Tai Shih**, Taichung (TW);
Kun-Huang Shih, Taichung (TW);
Syu-Guei Shih, Taichung (TW)

(72) Inventors: **Ru-Tai Shih**, Taichung (TW);
Kun-Huang Shih, Taichung (TW);
Syu-Guei Shih, Taichung (TW)

(**) Term: **15 Years**

(21) Appl. No.: **29/551,570**

(22) Filed: **Jan. 14, 2016**

(51) **LOC (10) Cl.** **08-08**

(52) **U.S. Cl.**
USPC **D8/383**

(58) **Field of Classification Search**
USPC D8/71, 106, 349, 354, 355, 356, 382,
D8/383, 499; D19/34
CPC F16G 11/00; F16G 11/14; F16G 11/02;
F16G 11/03; F16G 11/04; F16G 11/10;
F16G 11/103; F16G 11/044; F16G
11/046; F16G 11/048; F16G 11/101;
F16G 11/105; Y10T 24/39; Y10T
24/3918; Y10T 24/3971; Y10T 24/3973;
Y10T 24/3713; Y10T 24/1406; Y10T
24/44222

See application file for complete search history.

(56) **References Cited**

U.S. PATENT DOCUMENTS

D287,983 S * 1/1987 Picozza D21/392
D304,676 S * 11/1989 Glynn D23/265
D311,751 S * 10/1990 Warrington D19/34
5,075,932 A * 12/1991 Hunt B65D 63/16
24/16 PB
D395,596 S * 6/1998 Butera D11/218

D424,417 S * 5/2000 Axelsson D8/394
D424,420 S * 5/2000 Kazale D8/363
D424,921 S * 5/2000 Axelsson D8/394
D426,458 S * 6/2000 Axelsson D8/394
D551,427 S * 9/2007 Handley D2/624
2009/0271956 A1* 11/2009 Nelson B65D 63/06
24/16 R

* cited by examiner

Primary Examiner — Sandra Snapp

Assistant Examiner — Ieisha Price

(74) *Attorney, Agent, or Firm* — Muncy, Geissler, Olds & Lowe, P.C.

(57) **CLAIM**

The ornamental design for a band for hose clamp, as shown and described.

DESCRIPTION

FIG. 1 is a perspective view of a band for hose clamp showing my new design;
FIG. 2 is a front elevational view thereof;
FIG. 3 is a rear elevational view thereof;
FIG. 4 is a left side elevational view thereof;
FIG. 5 is a right side elevational view thereof;
FIG. 6 is a top plan view thereof;
FIG. 7 is a bottom plan view thereof;
FIG. 8 is an enlarged partial view of the front elevational view thereof; and,
FIG. 9 is an enlarged cross-sectional view thereof, taken along line 9-9 of FIG. 8.

The broken lines in the drawings illustrate portions of the band for hose clamp and form no part of the claimed design. All portions of the band for hose clamp located between the break lines form no part of the claimed design.

1 Claim, 7 Drawing Sheets



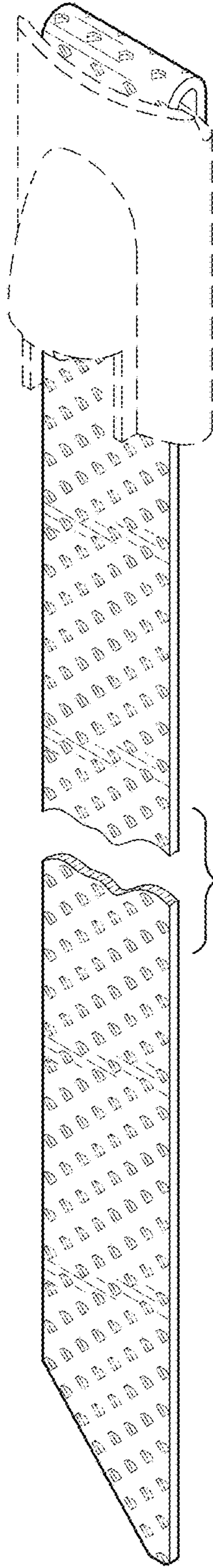


FIG. 1

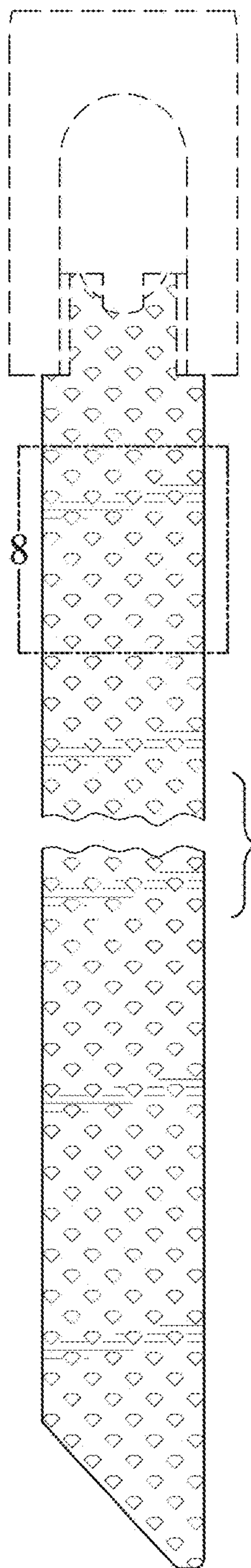


FIG. 2

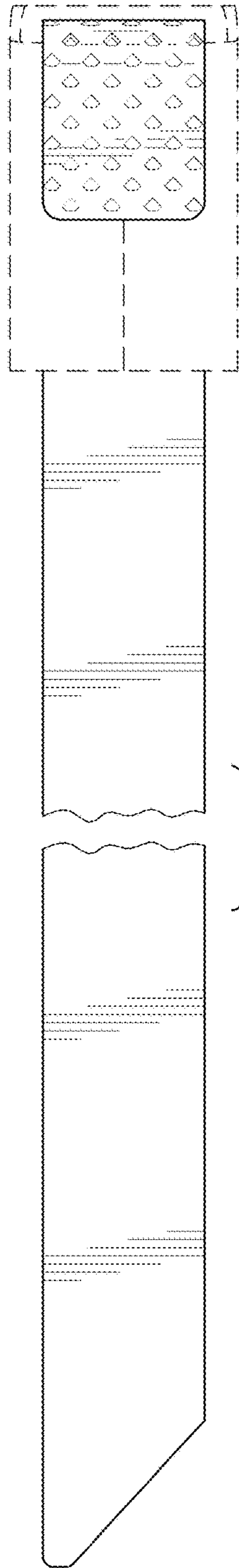


FIG. 3

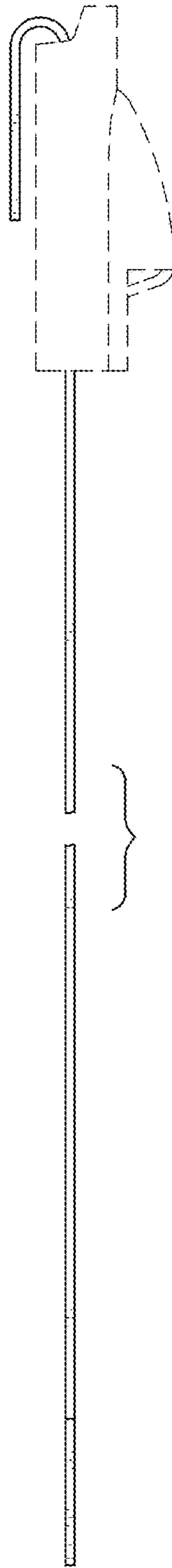


FIG. 4



FIG. 5

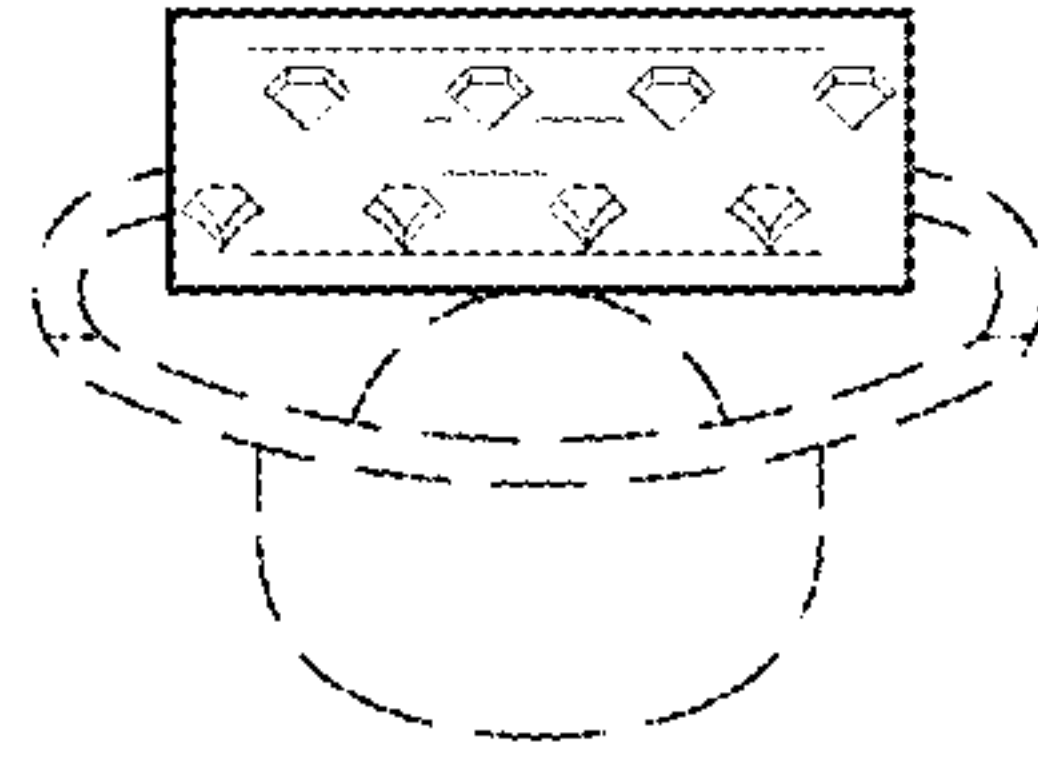


FIG. 6

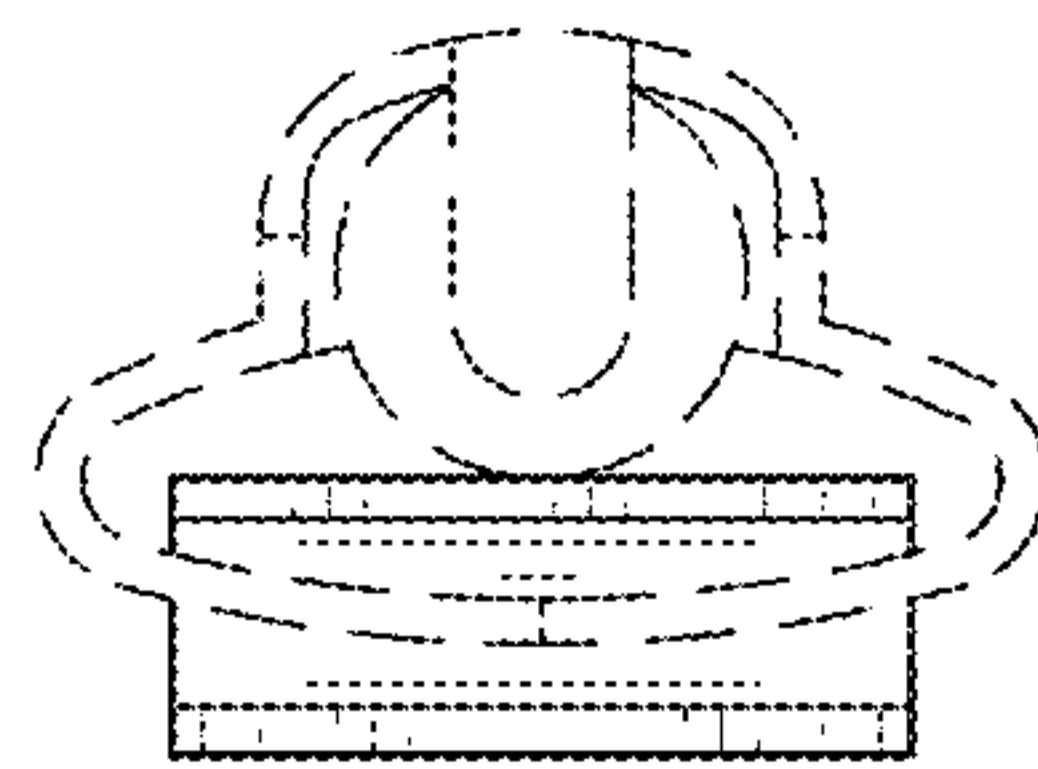


FIG. 7

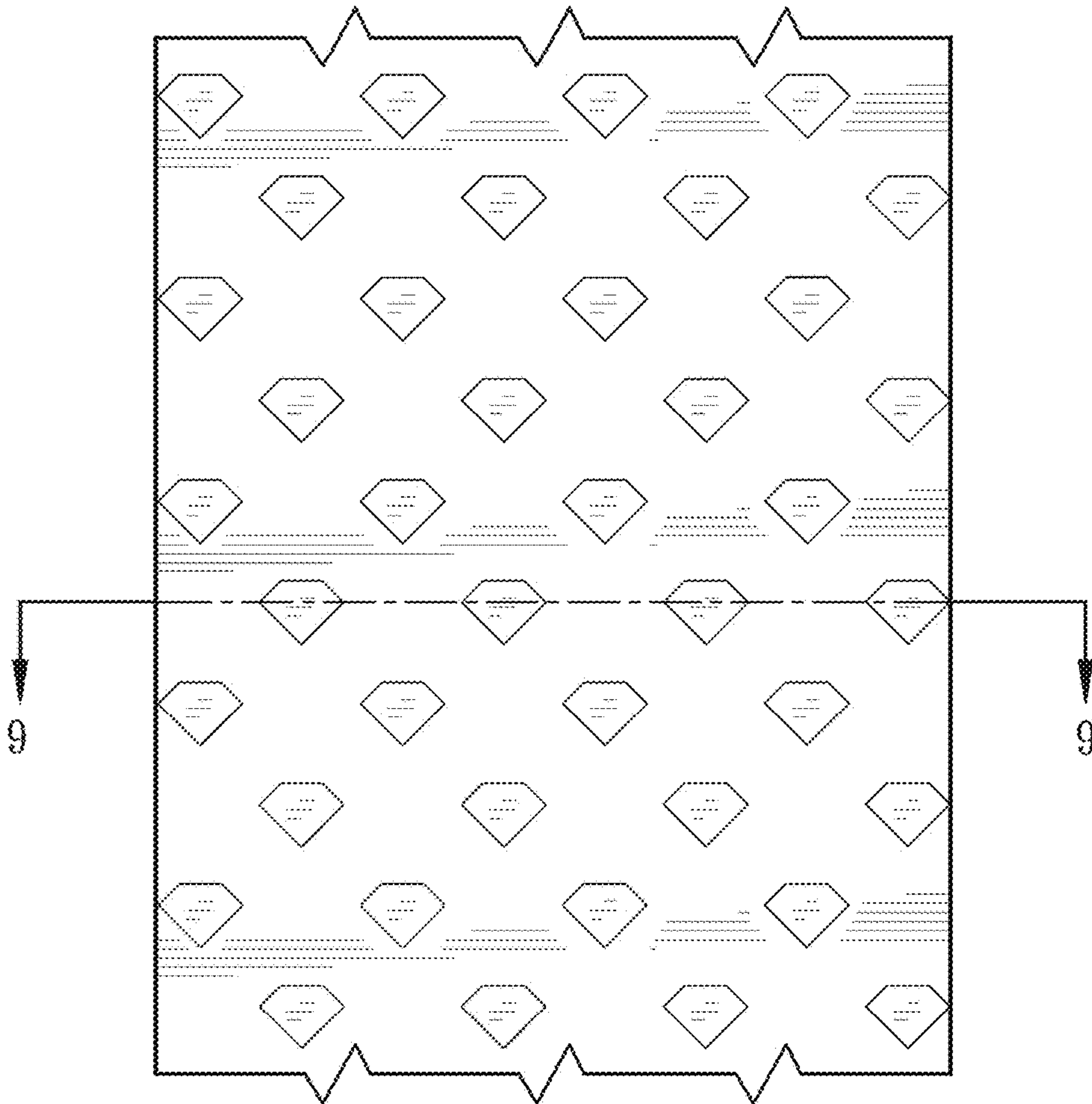


FIG. 8




FIG. 9