



US00D798697S

(12) **United States Design Patent** (10) **Patent No.:** **US D798,697 S**
Roy (45) **Date of Patent:** **** Oct. 3, 2017**

(54) **EXPANDING CORNER FOR AN ART CANVAS FRAME**

(71) Applicant: **Francois Roy, Lévis (CA)**

(72) Inventor: **Francois Roy, Lévis (CA)**

(**) Term: **15 Years**

(21) Appl. No.: **29/573,095**

(22) Filed: **Aug. 2, 2016**

3,914,887 A * 10/1975 Newman B44D 3/185
160/378
3,949,802 A * 4/1976 Buratovich B44D 3/185
160/374.1
4,230,052 A * 10/1980 Champagne A47B 57/30
108/107
D259,464 S * 6/1981 Paley D8/71
D328,845 S * 8/1992 Yoder D8/72
5,135,206 A * 8/1992 Martinez B25B 5/142
269/21
D349,225 S * 8/1994 Von Fange D8/73
D364,792 S * 12/1995 Yoder D12/223
D457,410 S * 5/2002 Von Fange D8/73

(Continued)

Related U.S. Application Data

(63) Continuation-in-part of application No. 29/559,309, filed on Mar. 26, 2016.

(51) **LOC (10) Cl.** **08-08**

(52) **U.S. Cl.**
USPC **D8/382; D8/73**

(58) **Field of Classification Search**
USPC D8/14, 71, 72, 73, 106, 349, 354, 355, D8/382, 394, 499
CPC . B44D 3/18; B44D 3/185; A47G 1/06; A47G 1/10; B25B 5/082; B25B 5/067; B25B 5/101; B25B 5/142
See application file for complete search history.

(56) **References Cited**

U.S. PATENT DOCUMENTS

2,491,600 A * 12/1949 Bearce B44D 3/185
160/374.1
2,723,692 A * 11/1955 Tierney B25B 5/142
269/250
2,838,081 A * 6/1958 Larson B25B 5/142
269/249
3,625,274 A * 12/1971 Johnson B44D 3/185
160/374.1
3,736,629 A * 6/1973 Blake B25B 5/103
24/514

Primary Examiner — Sandra Snapp

Assistant Examiner — Ieisha Price

(74) *Attorney, Agent, or Firm* — Quickpatents, LLC; Kevin Prince

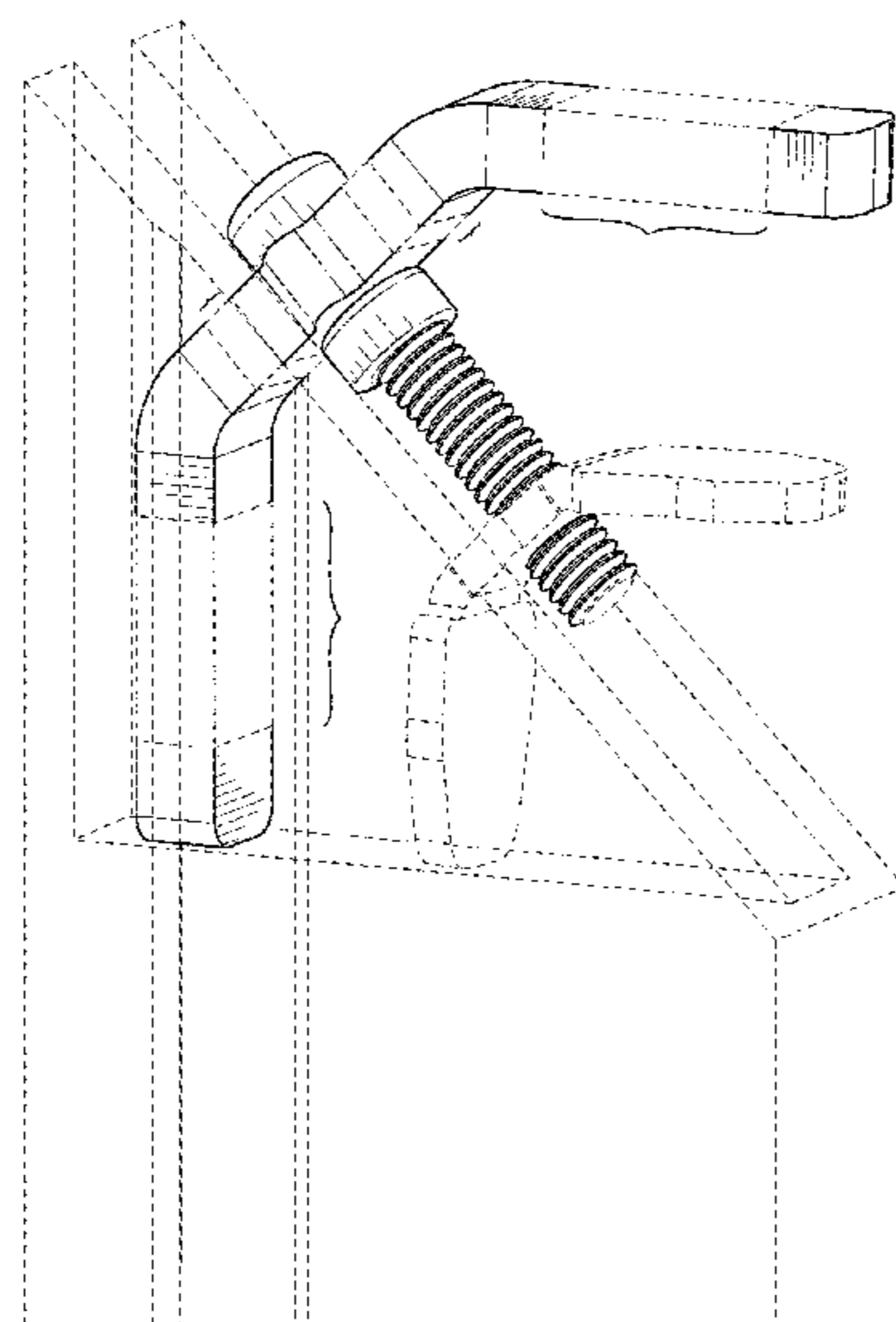
(57) **CLAIM**

I claim the ornamental design for an expanding corner for an art canvas frame, as shown and described.

DESCRIPTION

FIG. 1 is a perspective view of an expanding corner for an art canvas frame, showing my new design; FIG. 2 is an enlarged perspective view of FIG. 1; FIG. 3 is a left-side elevational view of FIG. 2, the right-side elevational view being a mirror image thereof; FIG. 4 is a top plan view of FIG. 2, the bottom plan view being a mirror image thereof; FIG. 5 is a rear elevational view of FIG. 2; and, FIG. 6 is a front elevational view of FIG. 2. The broken lines showing a canvas frame corner in FIG. 1 depict environmental matter and form no part of the claimed design. The remaining broken lines represent portions of the expanding corner for an art canvas frame that form no part of the claimed design. The dot-dash type broken lines represents a boundary of the claimed design.

1 Claim, 4 Drawing Sheets



(56)

References Cited

U.S. PATENT DOCUMENTS

6,665,921 B2 * 12/2003 Winterfeldt B25B 27/023
29/256
7,703,358 B2 * 4/2010 Ubinana Felix E04G 17/04
24/514
D695,585 S * 12/2013 Trussell D8/72
8,745,832 B2 * 6/2014 Barrios B25B 27/02
269/143
D764,249 S * 8/2016 Deveci D8/72
2007/0194078 A1 * 8/2007 Whelan B44D 3/185
227/64
2009/0057364 A1 * 3/2009 Ocampo B44D 3/185
226/195

* cited by examiner

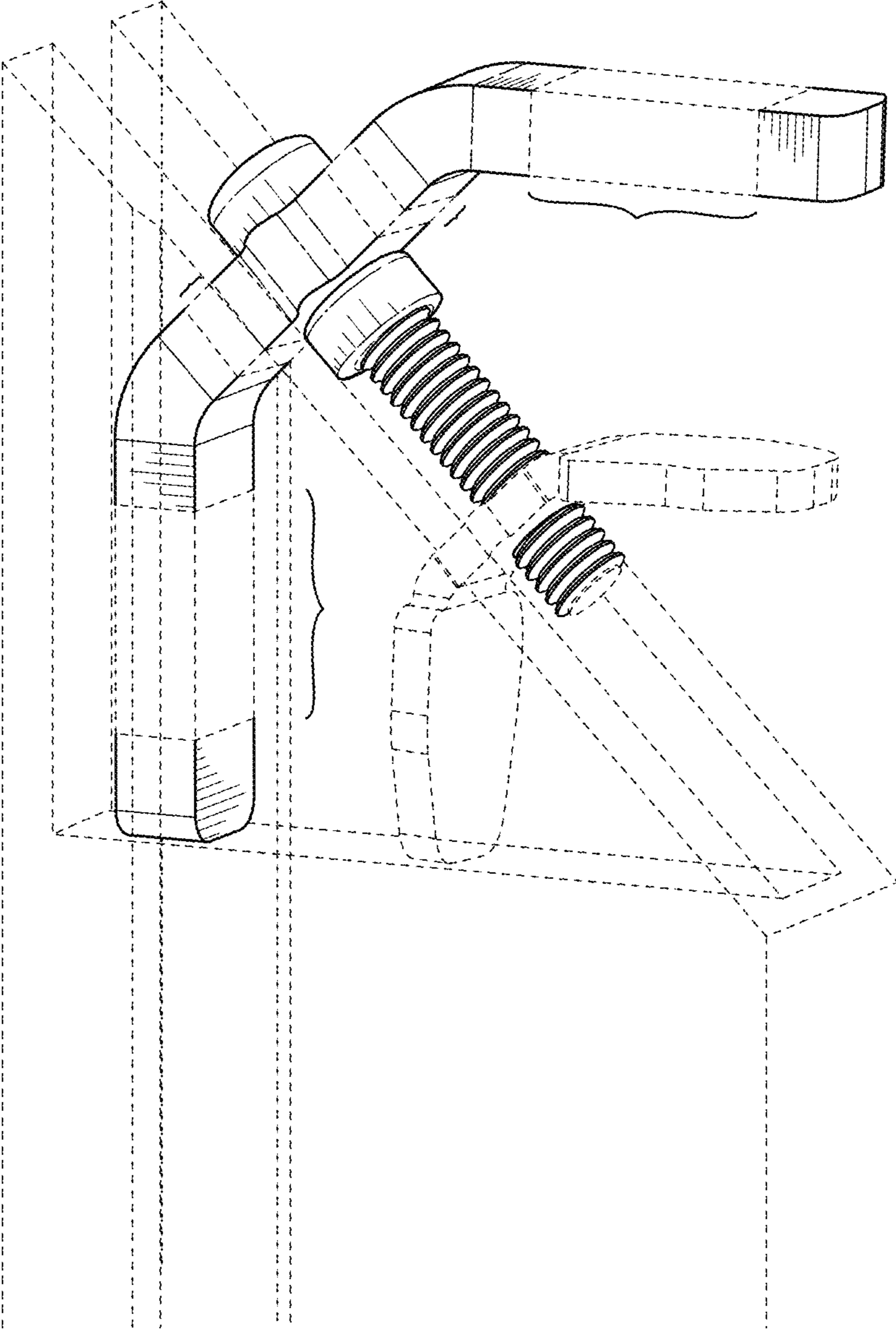


FIG. 1

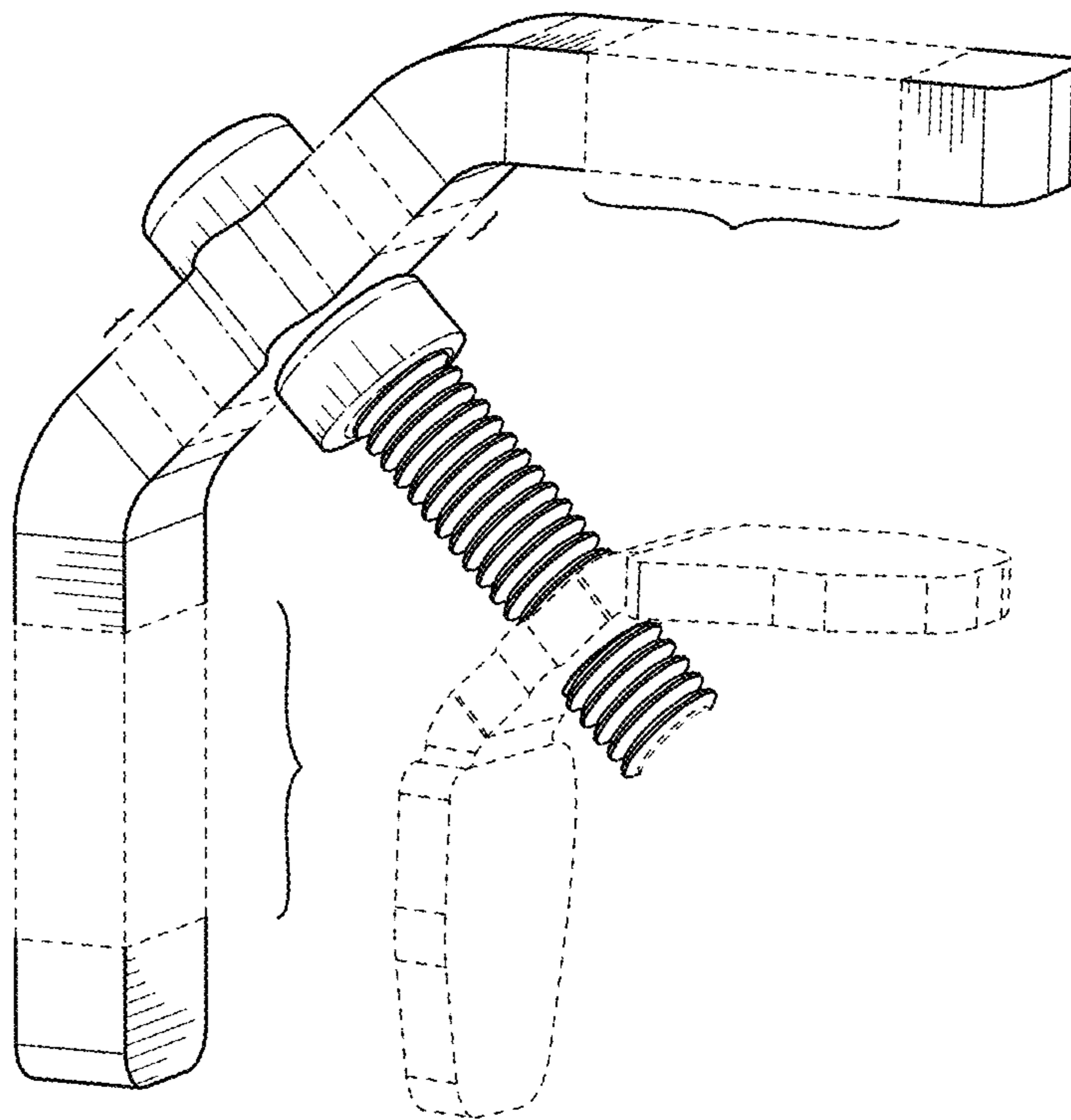


FIG. 2

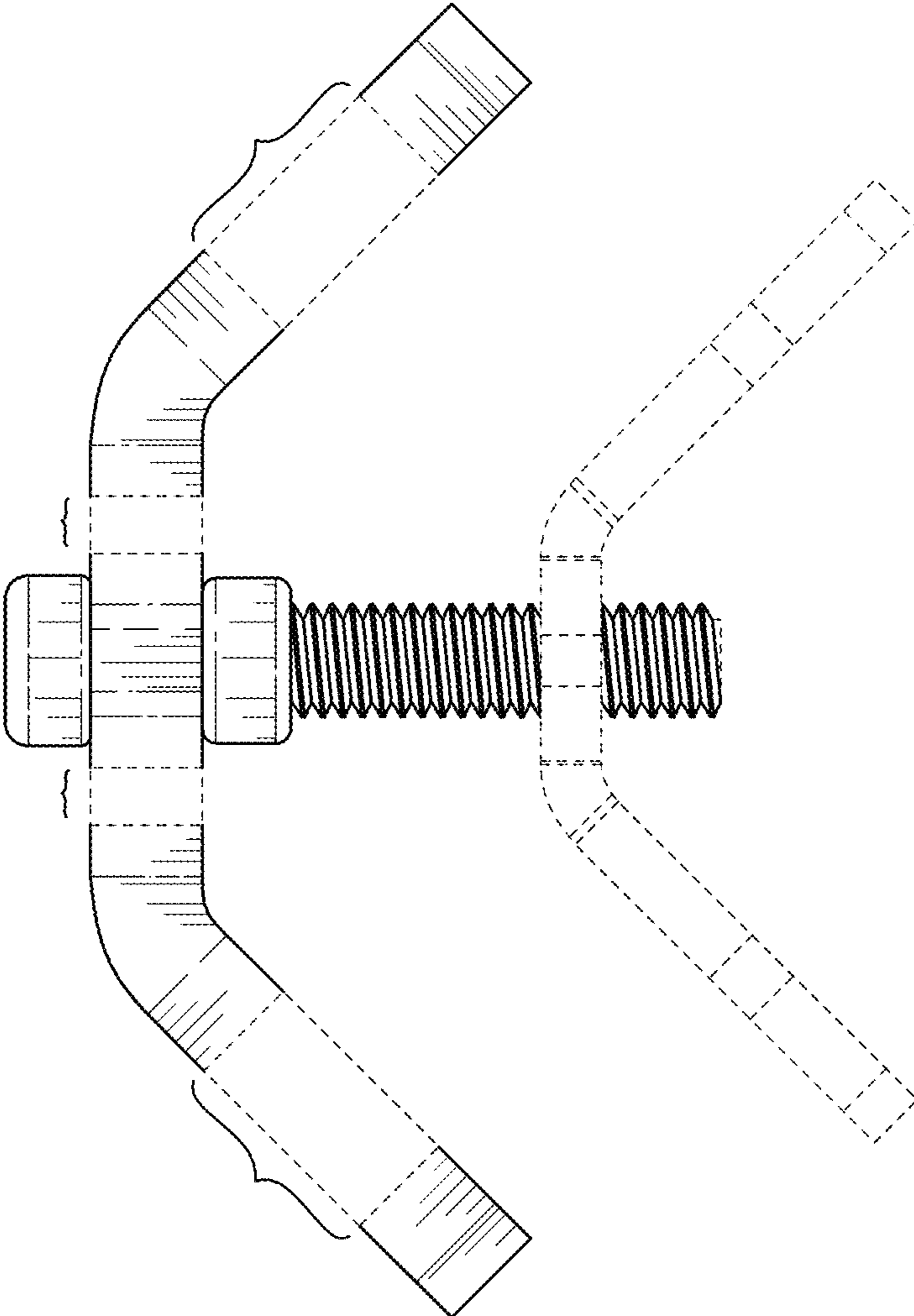


FIG. 3

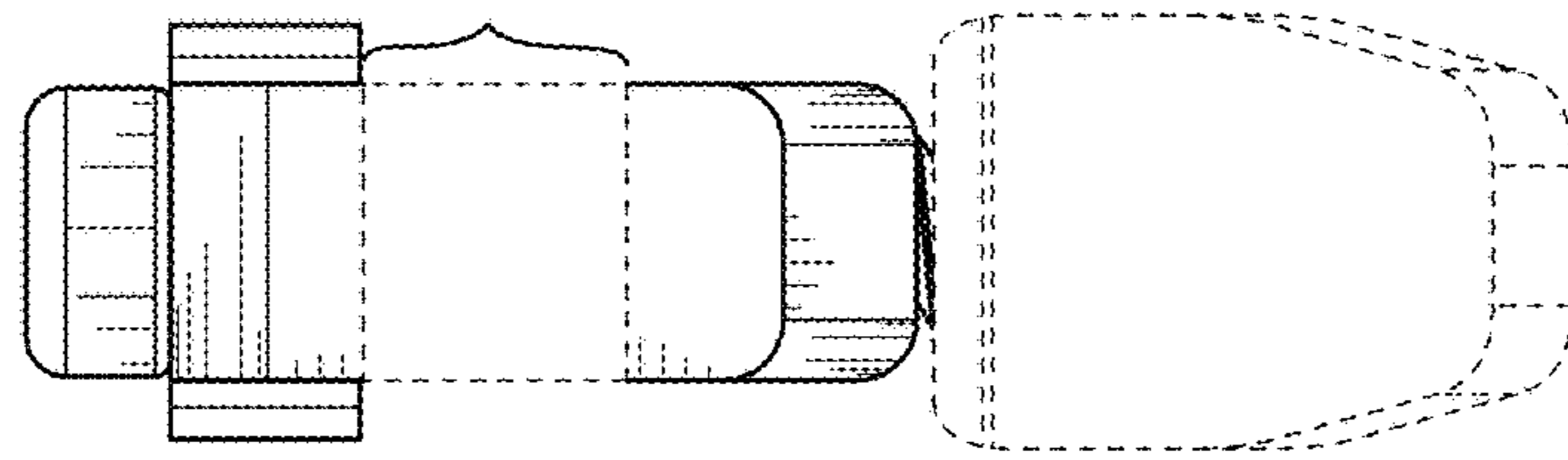


FIG. 4

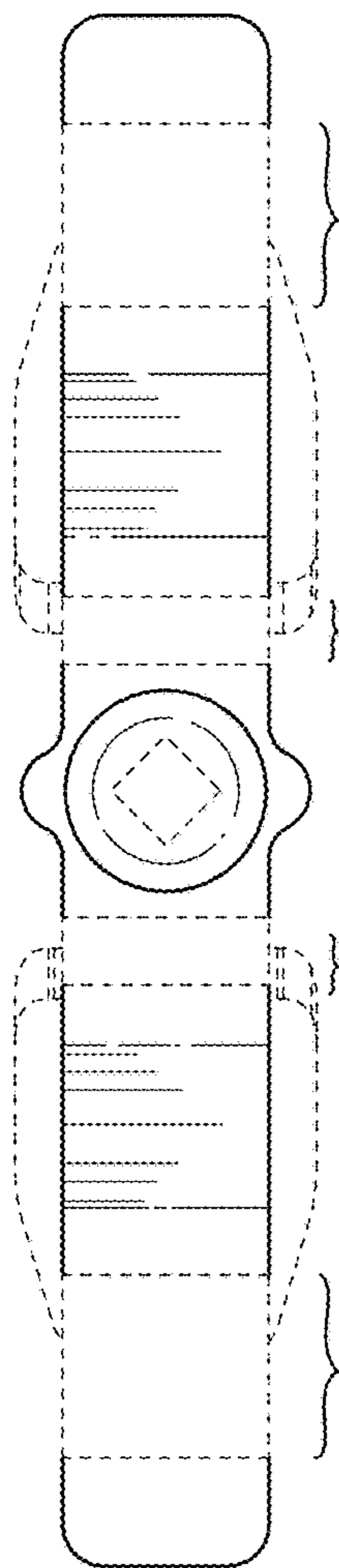


FIG. 5

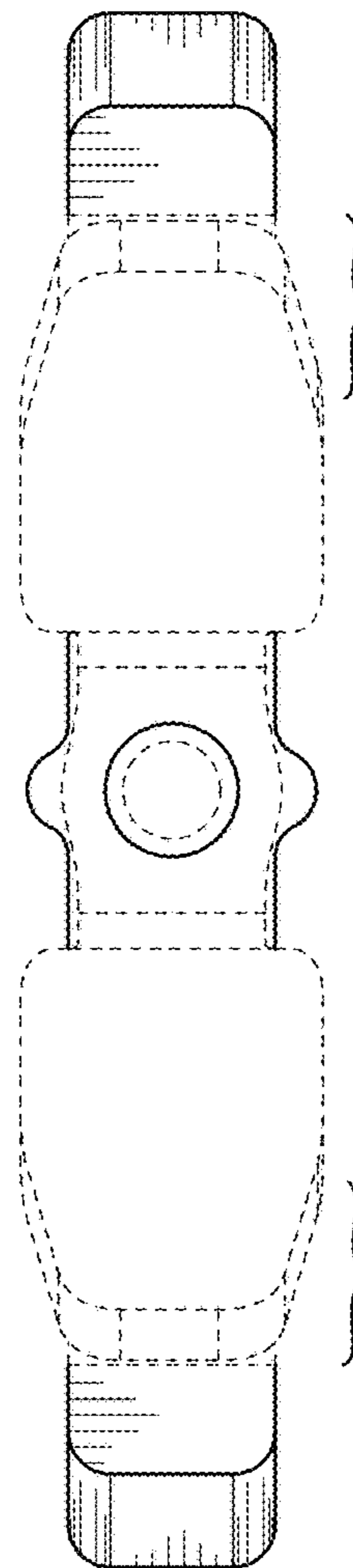


FIG. 6