



US00D798695S

(12) **United States Design Patent**
Davison et al.

(10) **Patent No.:** **US D798,695 S**

(45) **Date of Patent:** **** Oct. 3, 2017**

- (54) **FOLDING KITCHEN HOOK**
- (71) Applicant: **Jokari/US, Inc.**, Carrollton, TX (US)
- (72) Inventors: **George M. Davison**, Pittsburgh, PA (US); **Peter A. Meier**, Pittsburgh, PA (US); **Timothy A. Craig**, Pittsburgh, PA (US); **John M. Margolis**, Glenshaw, PA (US); **Matthew D. McClatchey**, Harwick, PA (US); **Donald H. Saller**, McKinney, TX (US)

7,681,851	B1 *	3/2010	Osterholt	A47G 25/065	248/308
D668,936	S *	10/2012	Wyatt	D8/367	
D755,529	S *	5/2016	Schlang	D6/328	
D757,526	S *	5/2016	Stolp	D8/367	
D761,639	S *	7/2016	Hsu	D8/367	
2006/0289714	A1 *	12/2006	Boklund-Moran ..	A47G 29/083	248/339
2007/0114348	A1 *	5/2007	Nawrocki	A47F 5/0006	248/220.21
2014/0158845	A1 *	6/2014	Fliger	F16M 11/041	248/309.1

(**) Term: **15 Years**

(21) Appl. No.: **29/584,128**

(22) Filed: **Nov. 11, 2016**

(51) **LOC (10) Cl.** **08-05**

(52) **U.S. Cl.**
USPC **D8/367**

(58) **Field of Classification Search**
USPC D8/367, 354, 349, 394, 372, 398, 382,
D8/356; D3/228; 224/247, 197;
248/220.43, 220.42; D13/156
CPC F16L 3/13; F16L 3/26; A47G 23/0225;
A47G 25/06; A47G 1/16; A47F 5/0846;
A47F 5/02; A47F 5/0823; H02G 11/003;
D06F 55/00; E04H 17/10; A45F 5/02;
F16B 45/02

See application file for complete search history.

(56) **References Cited**

U.S. PATENT DOCUMENTS

D320,152	S *	9/1991	Schreib	D8/367
D354,429	S *	1/1995	McNaughton	
6,109,579	A *	8/2000	Huang	B60P 7/0807
				248/294.1
7,234,672	B1 *	6/2007	Osterholt	B60R 7/10
				248/290.1
D600,100	S *	9/2009	Moncade	D8/367
D603,247	S *	11/2009	Harrell	D8/367

OTHER PUBLICATIONS

Banana Hook, The Container Store, <http://www.containerstore.com/s/kitchen/countertop/banana-hook/12d?productId=10031124>.
Under Cabinet Banana Hook, Thingiverse, <http://www.thingiverse.com/thing:249321>.

* cited by examiner

Primary Examiner — Cynthia Underwood
(74) *Attorney, Agent, or Firm* — David M. DeMay

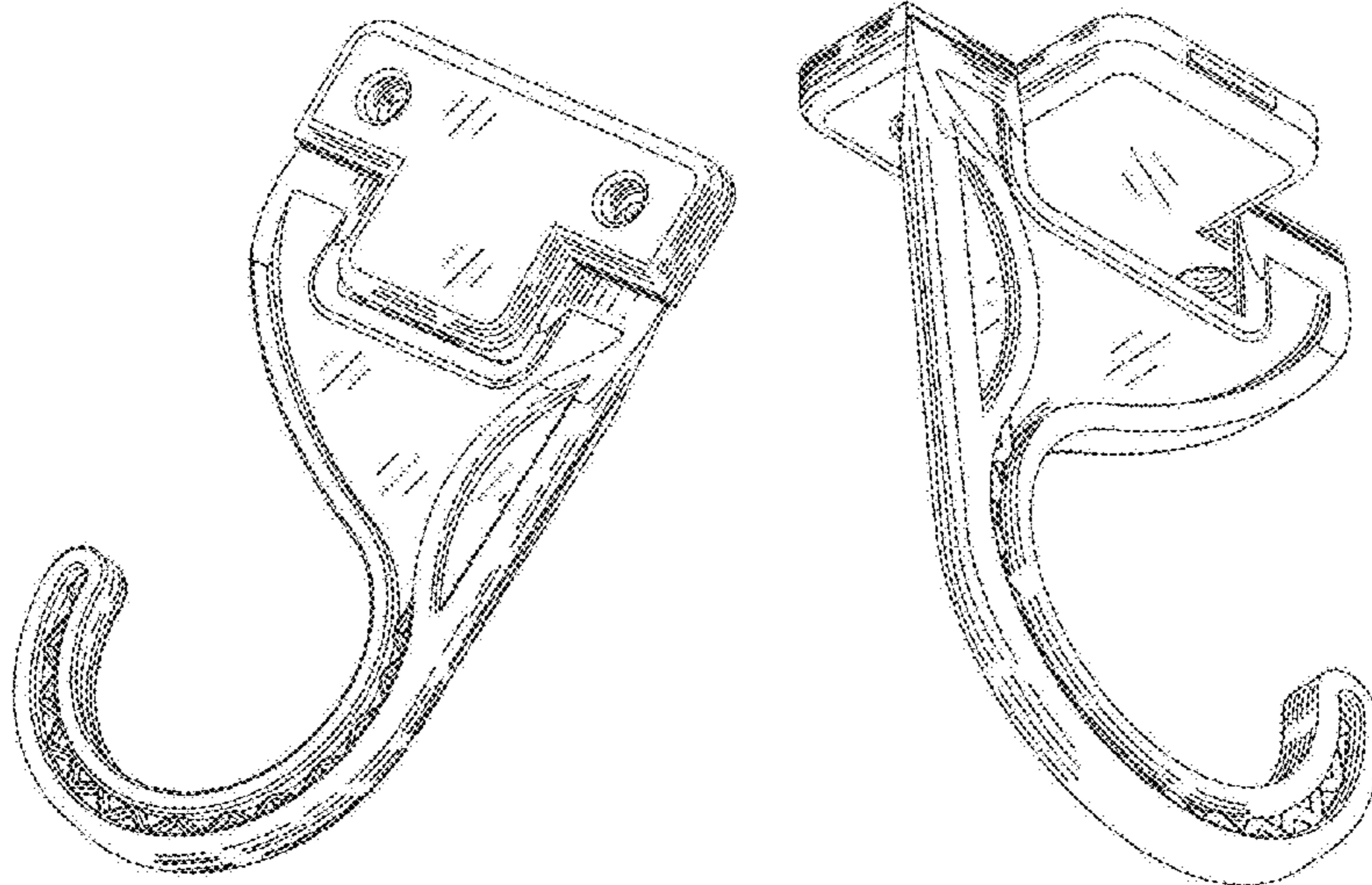
(57) **CLAIM**

We claim the ornamental design for a folding kitchen hook, as shown and described.

DESCRIPTION

FIG. 1 is a perspective view of the folding kitchen hook showing the new design;
FIG. 2 is a front plan view of the folding kitchen hook in its folded configuration;
FIG. 3 is a rear plan view of the folding kitchen hook in its folded configuration;
FIG. 4 is a side view of the folding kitchen hook in its folded configuration;
FIG. 5 is a front perspective view of the folding kitchen hook in its extended configuration; and,
FIG. 6 is a rear perspective view of the folding kitchen hook in its extended configuration.

1 Claim, 6 Drawing Sheets



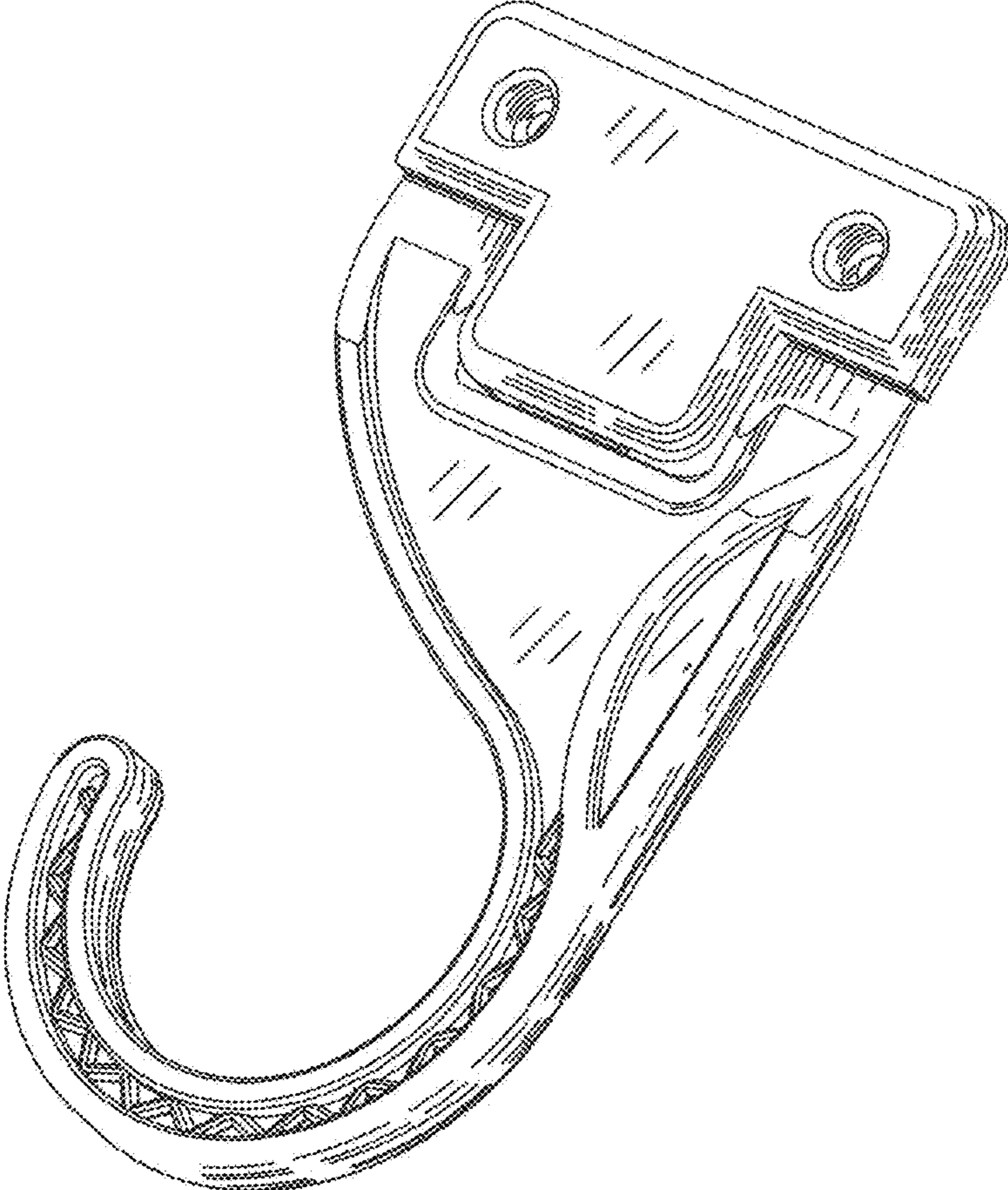


Figure 1

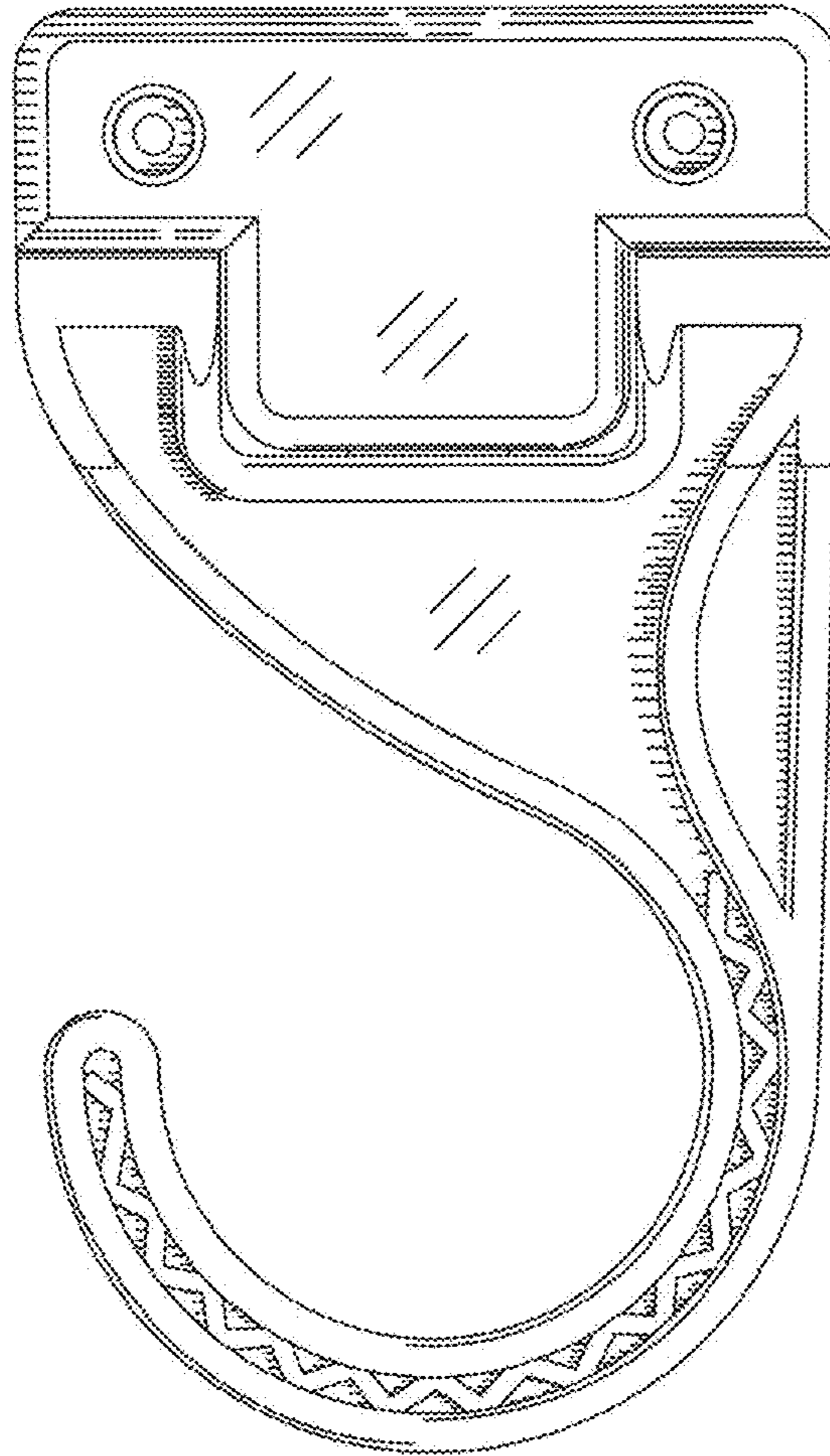


Figure 2

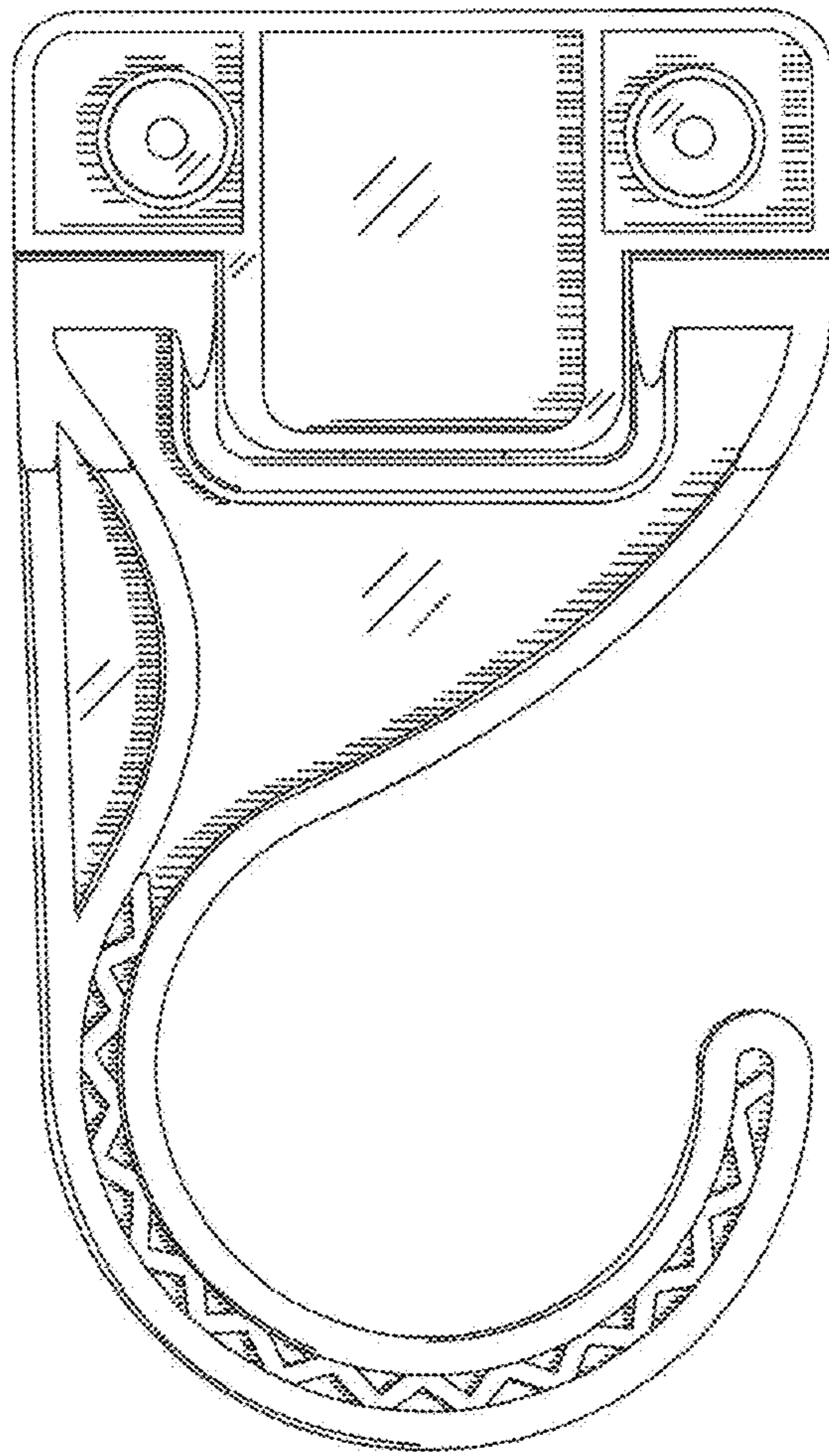


Figure 3




Figure 4

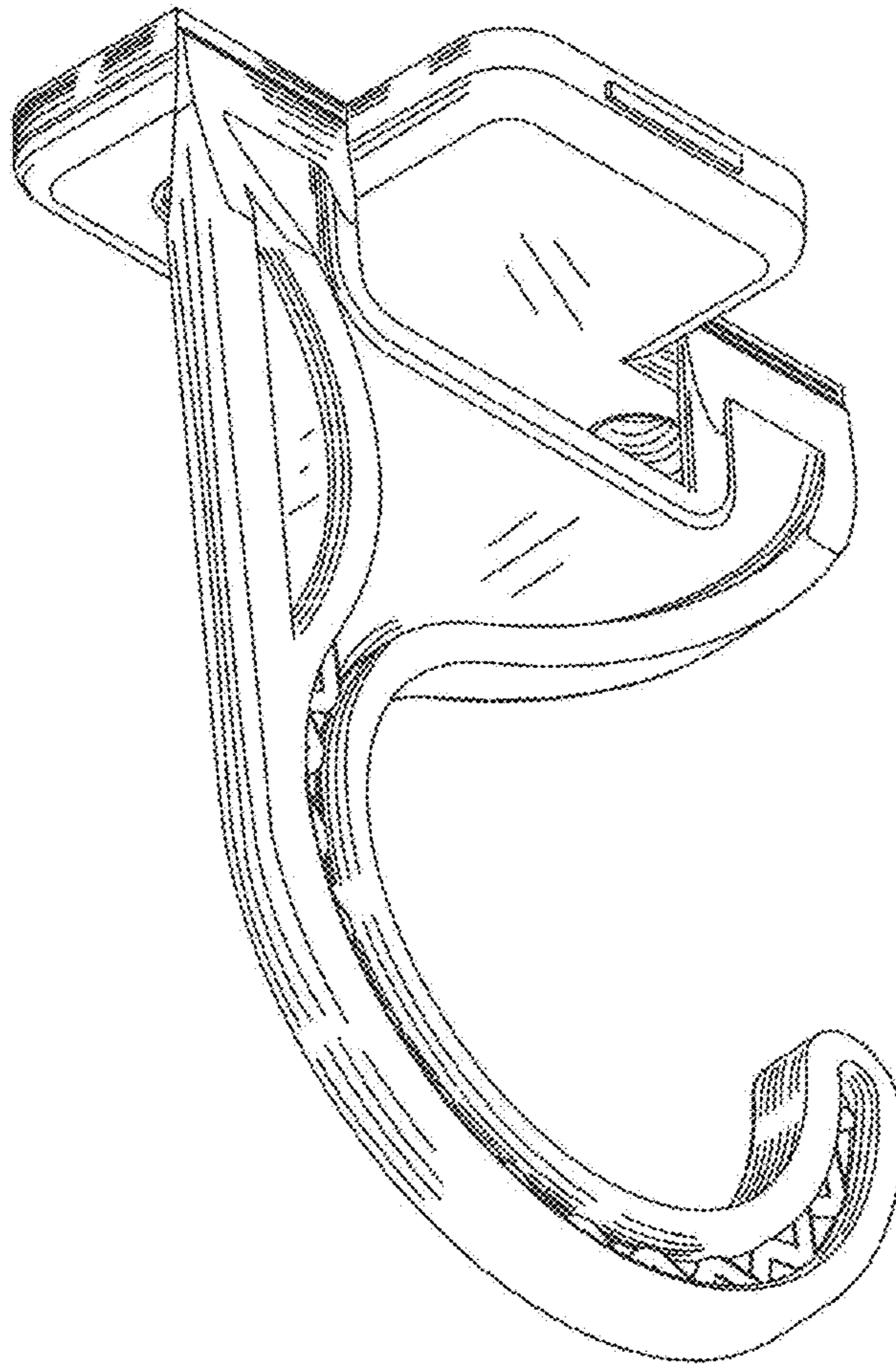


Figure 5

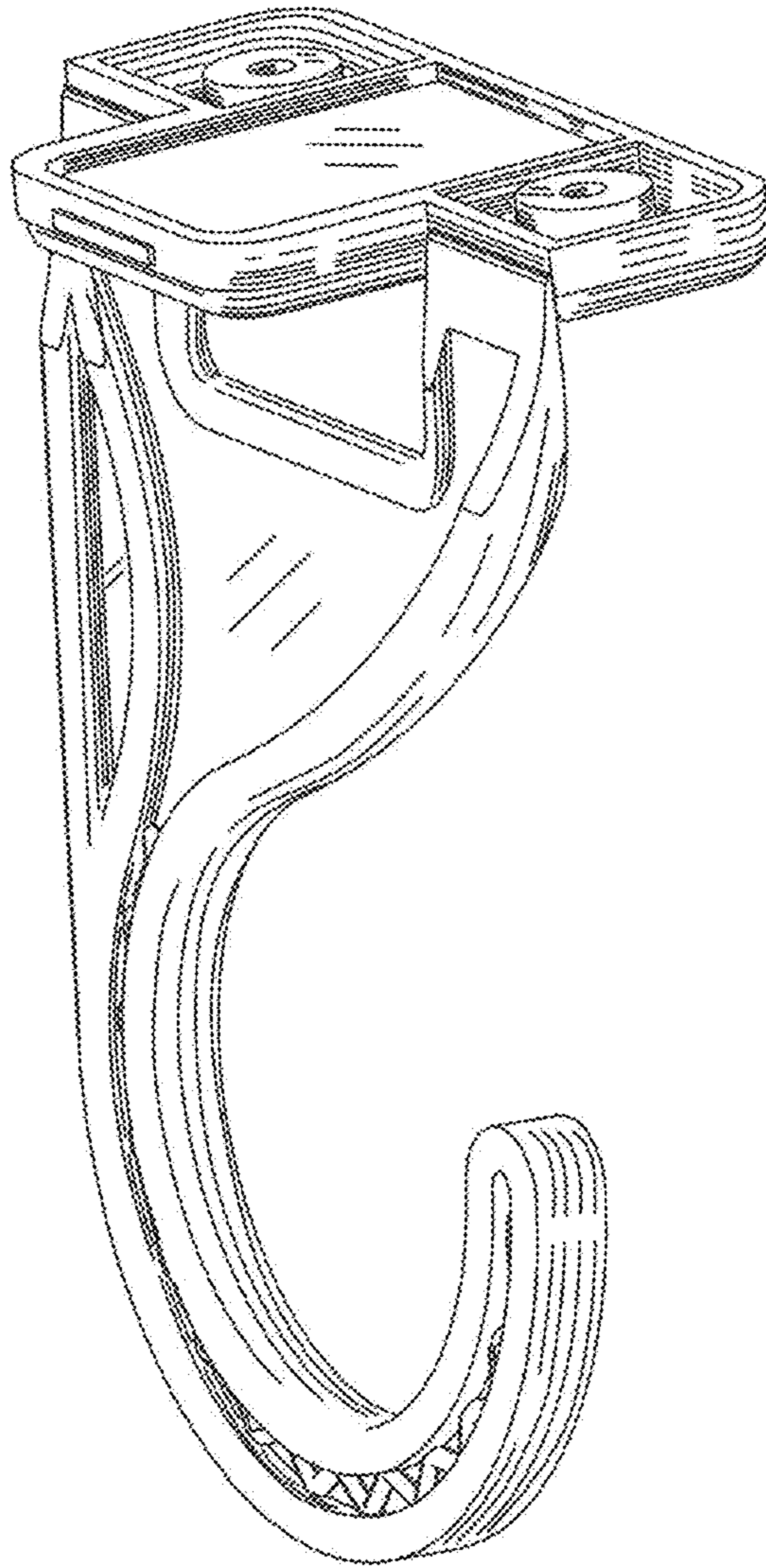


Figure 6