



US00D798690S

(12) **United States Design Patent** (10) **Patent No.:** **US D798,690 S**
Webb (45) **Date of Patent:** **** Oct. 3, 2017**

(54) **MODULAR FURNITURE PART**
 (71) Applicant: **Roger Webb**, London (GB)
 (72) Inventor: **Roger Webb**, London (GB)
 (**) Term: **15 Years**
 (21) Appl. No.: **29/568,847**
 (22) Filed: **Jun. 22, 2016**
 (30) **Foreign Application Priority Data**
 Dec. 23, 2015 (EM) 002921254
 (51) **LOC (10) Cl.** **08-05**
 (52) **U.S. Cl.**
 USPC **D8/354**
 (58) **Field of Classification Search**
 USPC D8/48, 71, 315-322, 354-355, 378-381,
 D8/400-499; D12/420, 223;
 D25/119-125, 199
 CPC F16L 1/00; F16L 9/00; F16L 13/00; B25H
 3/04; A61B 1/00; A61B 17/00; A61B
 2217/00; A61B 2218/00; H02G 1/00;
 H02G 2200/00; A47F 1/00; H02J 1/00
 See application file for complete search history.

D378,347 S * 3/1997 Bain D8/354
 D380,139 S * 6/1997 Scott D8/349
 D392,822 S * 3/1998 Gilmore D25/119
 D397,079 S * 8/1998 Woodgate D12/223
 6,402,096 B1 * 6/2002 Ismert F16L 3/221
 24/271
 D460,567 S * 7/2002 McDonough D25/122
 D500,863 S * 1/2005 Umscheid D25/102
 D507,829 S * 7/2005 Castellanos D23/393
 7,229,050 B2 * 6/2007 Schloss H05K 7/1497
 211/26
 D609,373 S * 2/2010 Curtas D25/199
 D621,989 S * 8/2010 Proner D26/76
 7,900,781 B2 * 3/2011 Baine A47F 5/0838
 211/106.01
 D662,613 S * 6/2012 Williams D25/126
 D686,928 S * 7/2013 Cornu D10/87
 D689,692 S * 9/2013 Jordan D3/271.1
 8,891,249 B2 * 11/2014 Stanek F16M 11/10
 248/276.1
 D726,138 S * 4/2015 Daniel D14/137

(Continued)

Primary Examiner — Barbara Fox
Assistant Examiner — Kristin E Reed
 (74) *Attorney, Agent, or Firm* — The Belles Group, P.C.

(57) **CLAIM**

I claim the ornamental design for a modular furniture part, as shown and described.

(56) **References Cited**


U.S. PATENT DOCUMENTS

2,695,046 A * 11/1954 Tinnerman, III F16B 37/044
 411/112
 3,051,424 A * 8/1962 Duhamel F16L 3/11
 248/62
 3,087,009 A * 4/1963 Blanchet F16L 3/221
 174/135
 D216,014 S * 11/1969 Dupont D22/110
 D232,633 S * 9/1974 Weast D22/109
 D301,745 S * 6/1989 Burkstrand D25/119
 D301,746 S * 6/1989 Dallaire D25/122
 D378,047 S * 2/1997 Chudoba D8/354

DESCRIPTION

FIG. 1 is a front perspective view of a modular furniture part showing my new design;
 FIG. 2 is a rear perspective view thereof;
 FIG. 3 is a front view thereof;
 FIG. 4 is a rear view thereof;
 FIG. 5 is a right-side view thereof
 FIG. 6 is a left-side view thereof;
 FIG. 7 is a top view thereof; and,
 FIG. 8 is a bottom view thereof.

1 Claim, 8 Drawing Sheets



(56)

References Cited

U.S. PATENT DOCUMENTS

9,039,230	B2 *	5/2015	Crimi	F21S 8/066 362/219
D731,678	S *	6/2015	Geldart	D25/126
D735,170	S *	7/2015	Colvin	D12/223
9,210,999	B2 *	12/2015	Martin	A47B 13/003
D748,064	S *	1/2016	Baldwin	D13/155
D754,369	S *	4/2016	Ohshima	D25/138
9,341,209	B2 *	5/2016	Hall	F16B 17/00
9,548,598	B2 *	1/2017	Tally	H02G 3/32
2004/0144739	A1 *	7/2004	Marek	B25H 3/04 211/70.6
2008/0047911	A1 *	2/2008	Kao	A47F 5/0838 211/70.6
2011/0277405	A1 *	11/2011	Bowron	F24F 13/0227 52/302.1
2012/0243981	A1 *	9/2012	Park	F01D 9/02 415/200
2014/0263896	A1 *	9/2014	David	A47B 96/068 248/207
2015/0252988	A1 *	9/2015	Rashidi Doust	F21V 21/049 362/285

* cited by examiner

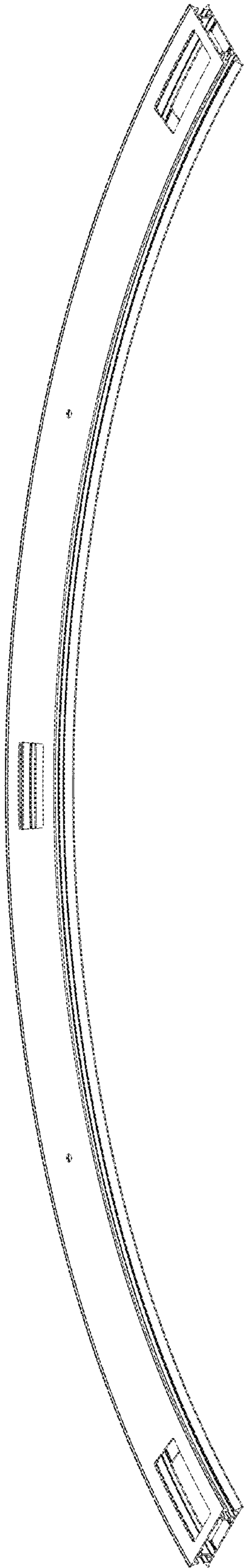


FIG. 1

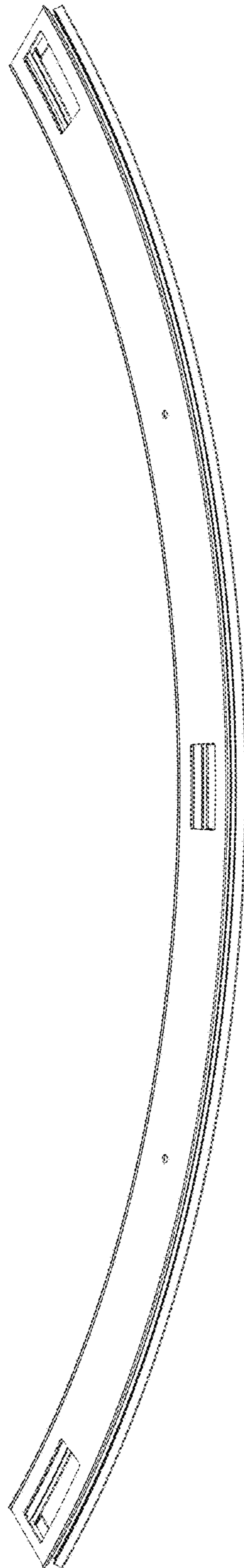


FIG. 2




FIG. 3




FIG. 4




FIG. 5




FIG. 6

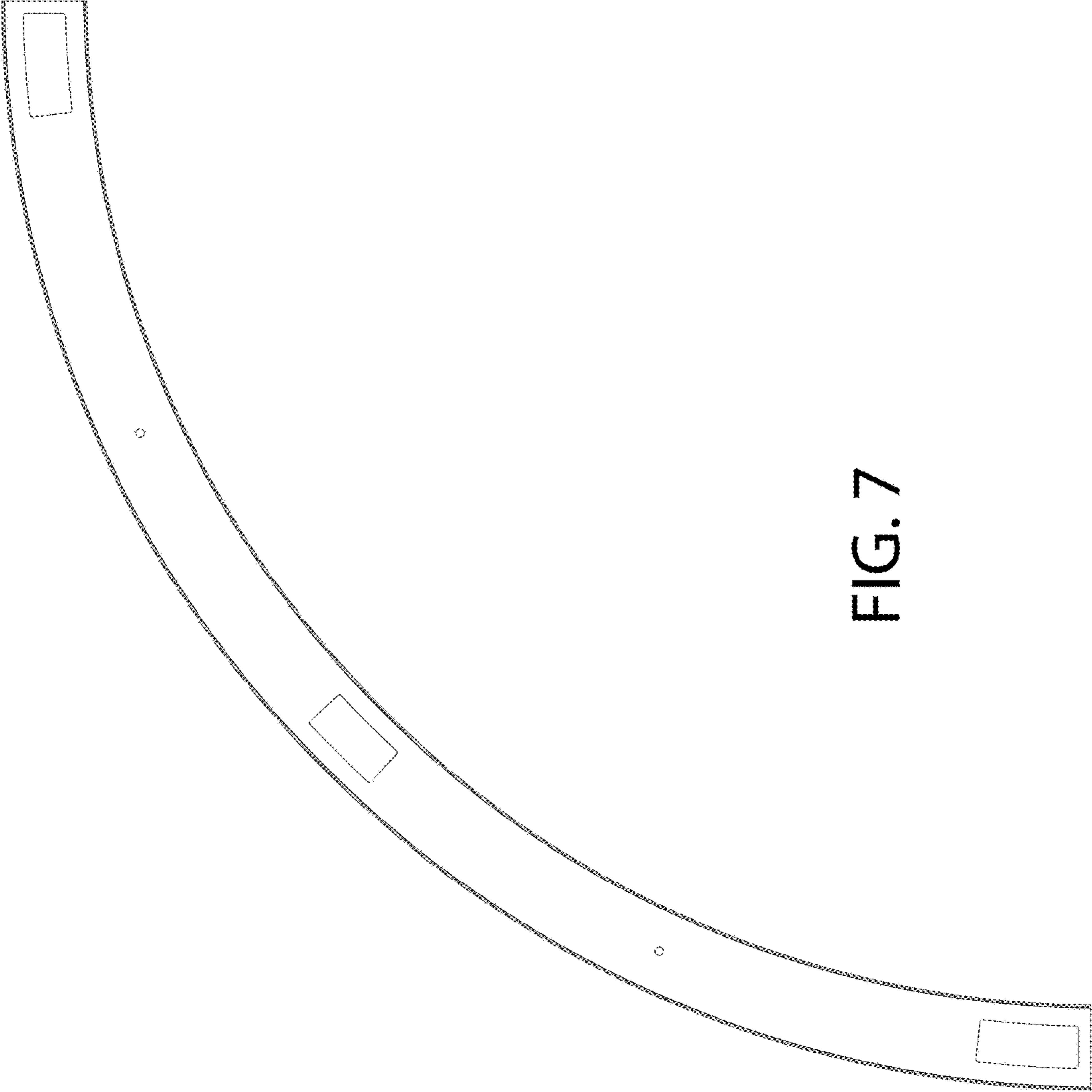


FIG. 7

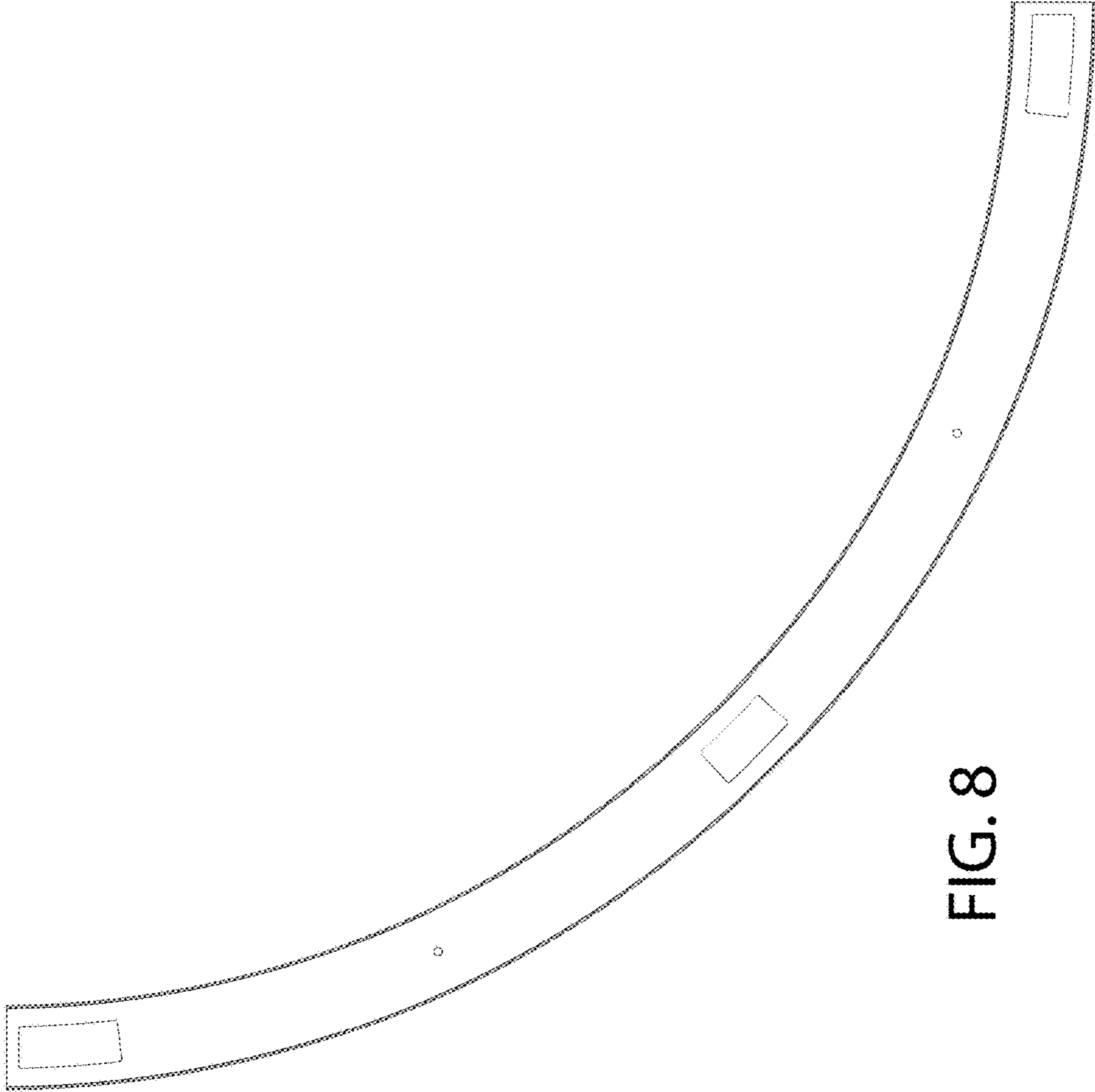


FIG. 8