



US00D798687S

(12) **United States Design Patent** (10) **Patent No.:** **US D798,687 S**
Schumacher (45) **Date of Patent:** **** Oct. 3, 2017**

(54) **HINGE LOCK**
(71) Applicant: **Donald Schumacher**, Westfield, MA (US)
(72) Inventor: **Donald Schumacher**, Westfield, MA (US)
(**) Term: **15 Years**
(21) Appl. No.: **29/588,958**
(22) Filed: **Dec. 26, 2016**
(51) **LOC (10) Cl.** **08-06**
(52) **U.S. Cl.**
USPC **D8/323; D8/340**
(58) **Field of Classification Search**
USPC D8/323, 340, 343; 292/264
CPC E05D 1/04; E05B 73/007; E05C 17/365;
E05C 17/36
See application file for complete search history.

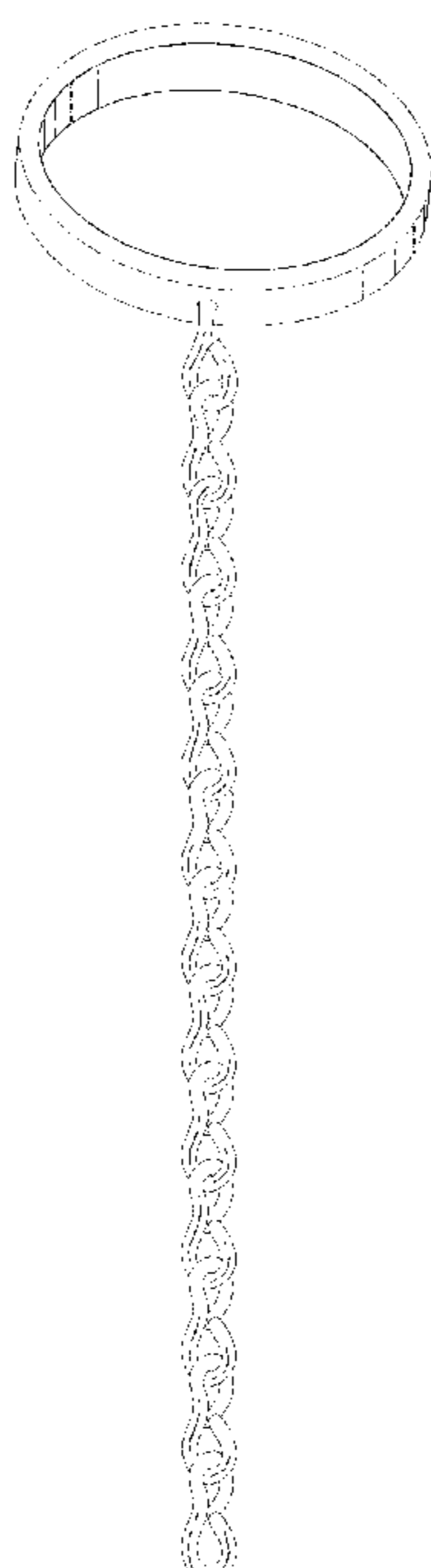
(56) **References Cited**
U.S. PATENT DOCUMENTS
2,662,571 A * 12/1953 Kessler E05C 17/365
292/264
D217,423 S * 5/1970 Thompson D8/330
3,853,343 A * 12/1974 Hunter E05C 17/365
24/299
D256,551 S * 8/1980 Webb 292/264
D265,145 S * 6/1982 Piorek D11/213
D274,125 S * 6/1984 Hardesty D8/340
4,648,641 A * 3/1987 Foster E05C 17/365
292/264
D309,092 S * 7/1990 Dege D8/331
D313,571 S * 1/1991 Brom D11/13
5,193,866 A * 3/1993 Driskill E05C 19/182
292/292

D345,292 S * 3/1994 Tipton D8/333
5,462,319 A * 10/1995 Roden, Jr. E05C 17/365
292/264
5,716,084 A * 2/1998 Sanford, Jr. E05C 17/365
292/246
6,763,689 B1 * 7/2004 Thomas E05B 73/007
441/74
D511,958 S * 11/2005 Mastrogiovanni D8/330
D553,474 S * 10/2007 Mastrogiovanni D8/341
D594,310 S * 6/2009 Gibney D8/333
D701,745 S * 4/2014 Stevens D8/333
2017/0174293 A1 * 6/2017 Taylor B63B 21/18
2017/0175428 A1 * 6/2017 Quinn E05D 1/02
2017/0211661 A1 * 7/2017 Kutsen B23P 19/04

* cited by examiner
Primary Examiner — Cynthia Underwood
(74) *Attorney, Agent, or Firm* — Andrew G. Morabito Esq.

(57) **CLAIM**
The ornamental design for a hinge lock, as shown and described.

DESCRIPTION
FIG. 1 is a front perspective view of a hinge lock showing my new design;
FIG. 2 is second perspective view of the hinge lock installed on a hinge in an alternative position of use and reduced in size; and,
FIG. 3 is a third perspective view of the hinge lock installed on a hinge in the locked position shown reduced in size. The broken lines showing a door and the hinge are for environmental purposes only and form no part of the claimed design.
1 Claim, 3 Drawing Sheets



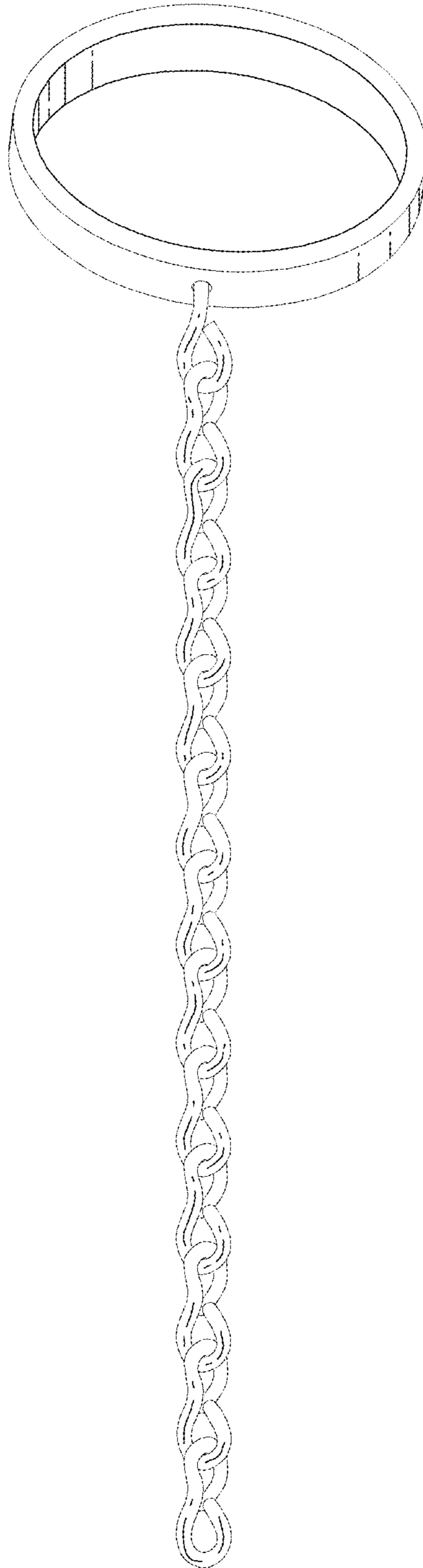


FIG. 1

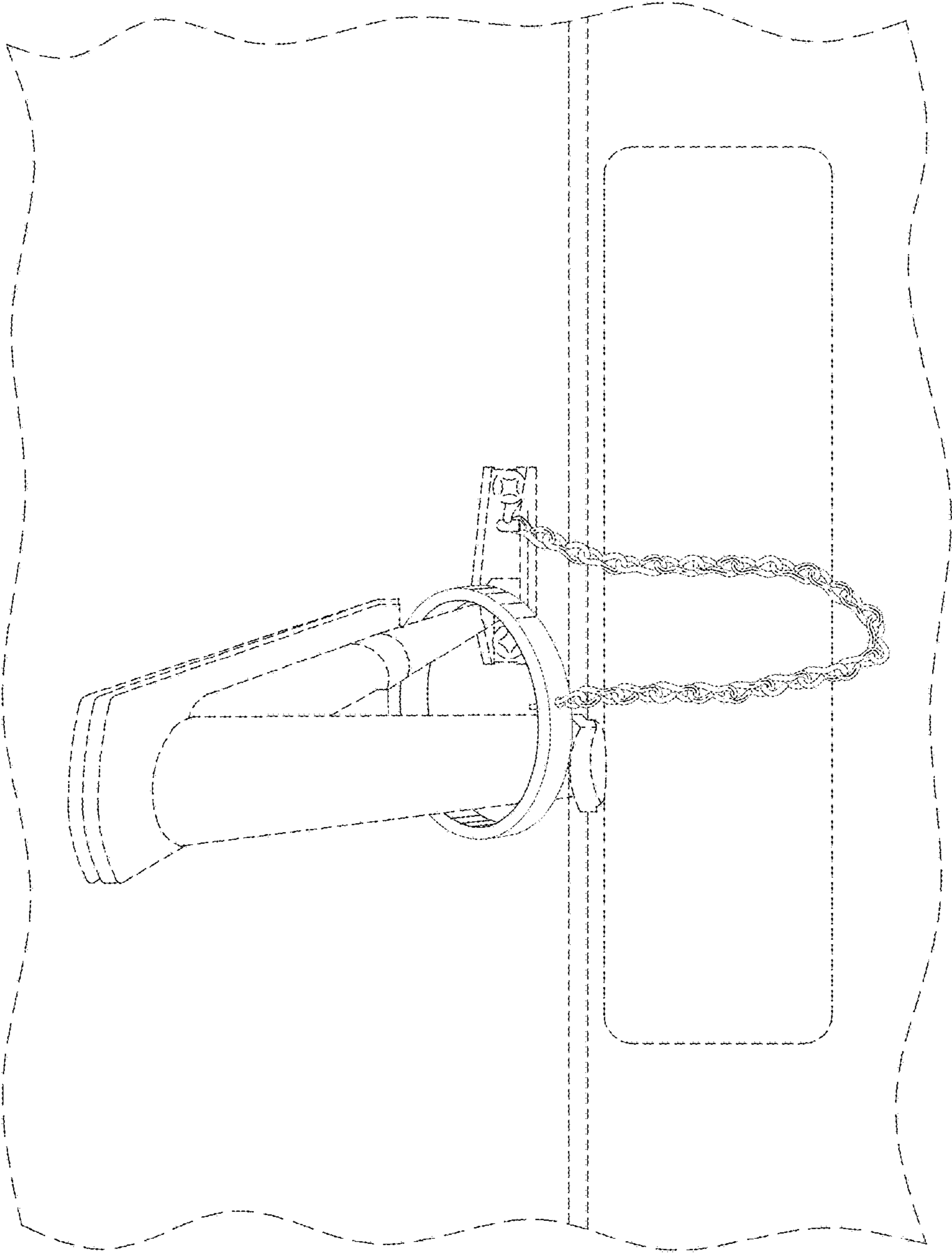


FIG. 2

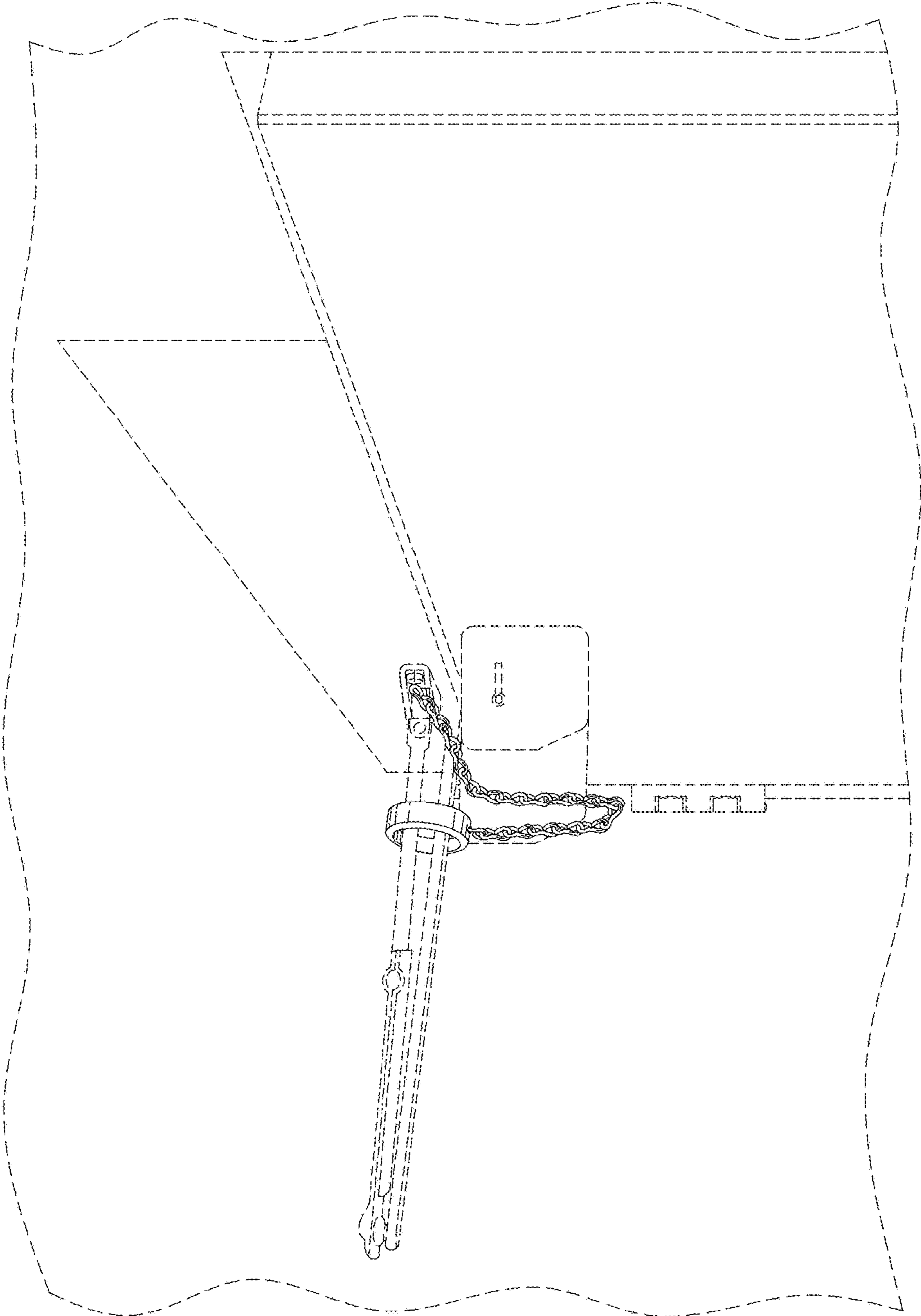


FIG. 3