



US00D798682S

(12) **United States Design Patent** (10) **Patent No.:** **US D798,682 S**
Doroslovac et al. (45) **Date of Patent:** **** Oct. 3, 2017**

(54) **WRENCH PROFILE**

81/177.1, 177.85, 121.1, 124.3, 165–170,
81/110.1, 176.2, 124.6, 176.1, 176.15,
81/177.2, 186; 16/110.1

(71) Applicants: **Robert S Doroslovac**, Massilon, OH
(US); **Paul Kukucka**, Brandon, FL
(US); **Thomas Stefan Kukucka**,
Brandon, FL (US)

CPC B25B 13/06; B25B 13/065
See application file for complete search history.

(72) Inventors: **Robert S Doroslovac**, Massilon, OH
(US); **Paul Kukucka**, Brandon, FL
(US); **Thomas Stefan Kukucka**,
Brandon, FL (US)

(56) **References Cited**

U.S. PATENT DOCUMENTS

(73) Assignee: **GRIP TOOLING TECHNOLOGIES
LLC**, Brandon, FL (US)

5,533,428	A *	7/1996	Pradelski	B25B 13/46
					81/179
D389,933	S *	1/1998	Yeh	D26/51
D431,764	S *	10/2000	Pai	D8/28
D462,245	S *	9/2002	Friedman	D8/21
6,443,038	B2 *	9/2002	Hsieh	B25B 27/18
					81/119
D686,473	S *	7/2013	Nam	D8/28
9,227,306	B2 *	1/2016	Pahng	B25B 13/46

(**) Term: **15 Years**

* cited by examiner

(21) Appl. No.: **29/566,311**

Primary Examiner — Randall Gholson

(22) Filed: **May 27, 2016**

Related U.S. Application Data

(63) Continuation-in-part of application No. 29/564,310,
filed on May 12, 2016, which is a continuation-in-part
of application No. 29/546,845, filed on Nov. 25, 2015,
now abandoned, application No. 29/566,311, which is
a continuation-in-part of application No. 29/543,768,
filed on Oct. 28, 2015, now Pat. No. Des. 776,505,
and a continuation-in-part of application No.
29/546,845, filed on Nov. 25, 2015, now abandoned,
and a continuation-in-part of application No.
29/546,846, filed on Nov. 25, 2015, now abandoned,
and a continuation-in-part of application No.
29/551,895, filed on Jan. 18, 2016, and a
continuation-in-part of application No. 29/566,305,
filed on May 27, 2016.

(57) **CLAIM**

The ornamental design for a wrench profile, as shown and
described.

(51) **LOC (10) Cl.** **08-05**

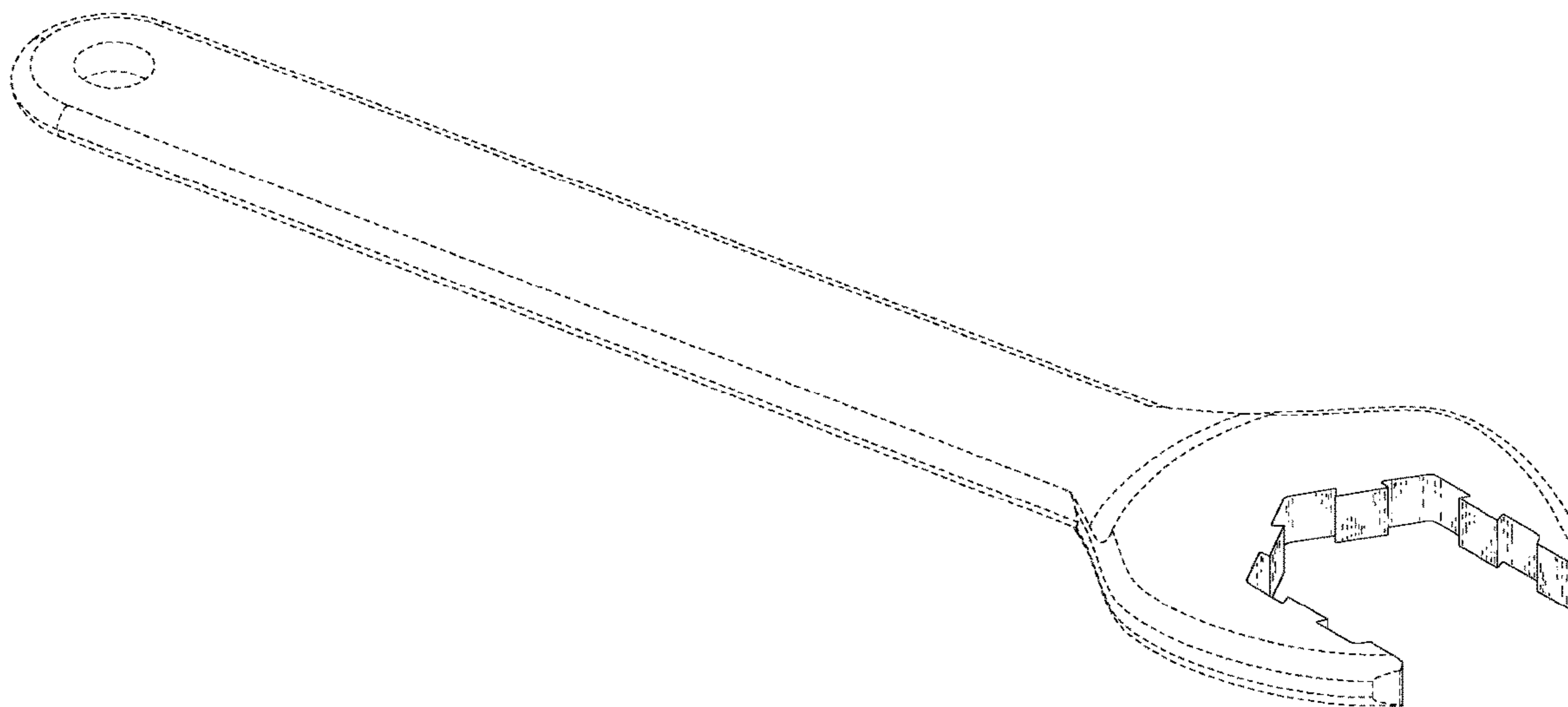
(52) **U.S. Cl.**
USPC **D8/27; D8/28**

DESCRIPTION

FIG. 1 is a perspective view of a wrench profile;
FIG. 2 is a top elevational view thereof;
FIG. 3 is a sectional-cut view taken about line A-A in FIG.
2;
FIG. 4 is a sectional-cut view taken about line B-B in FIG.
2; and,
FIG. 5 is a close up front elevation view thereof.
The broken line showing a wrench body and is included for
the purpose of illustrating environmental structure and forms
no part of the claimed design.

(58) **Field of Classification Search**
USPC D8/17, 19, 21, 22, 23, 27, 28, 29; 81/60,

1 Claim, 5 Drawing Sheets



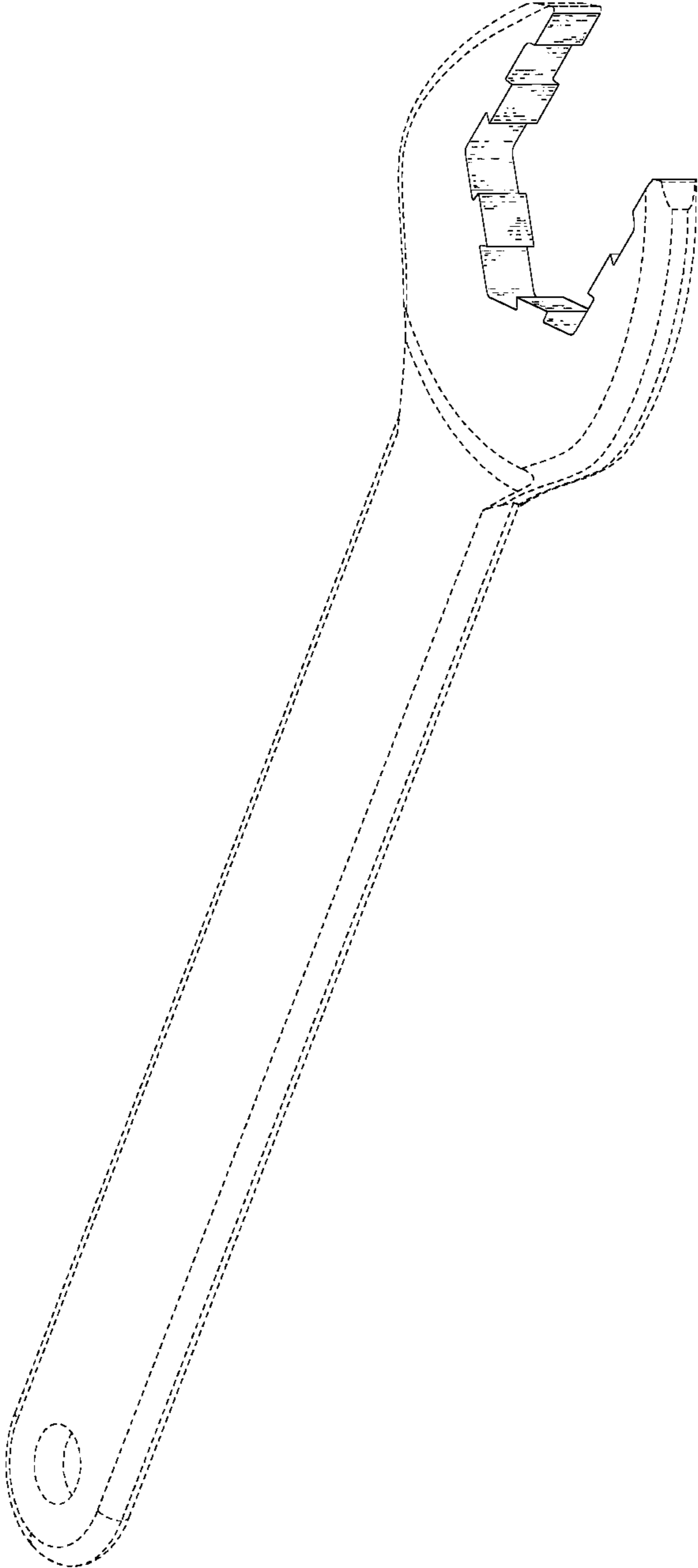


FIG. 1

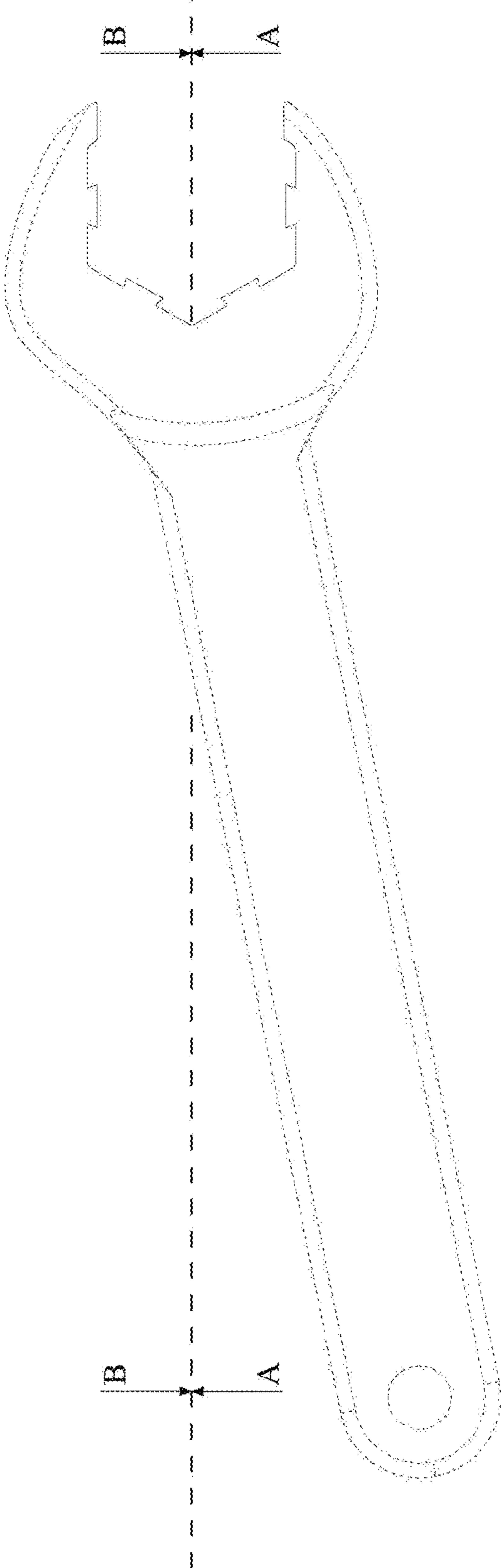
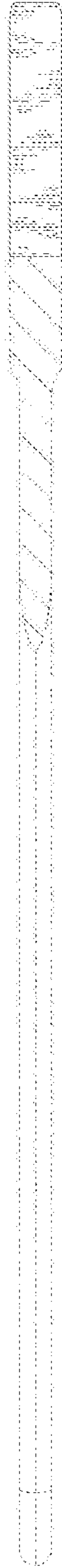


FIG. 2



SECTION A-A

FIG. 3



SECTION B-B

FIG. 4



FIG. 5