



US00D798662S

(12) **United States Design Patent** (10) **Patent No.:** **US D798,662 S**  
**Shoemaker et al.** (45) **Date of Patent:** **\*\* Oct. 3, 2017**

- (54) **COOKTOP**
- (71) Applicant: **Sears Brands, L.L.C.**, Hoffman Estates, IL (US)
- (72) Inventors: **Anthony Shoemaker**, Bartlett, IL (US); **Jason Silverstein**, Hoffman Estates, IL (US); **Daniel Green**, Charlotte, NC (US); **Roddy Burgess**, Charlotte, NC (US)
- (73) Assignee: **SEARS BRANDS, L.L.C.**, Hoffman Estates, IL (US)
- (\*\*) Term: **15 Years**
- (21) Appl. No.: **29/528,347**
- (22) Filed: **May 28, 2015**
- (51) **LOC (10) Cl.** ..... **07-02**
- (52) **U.S. Cl.**  
USPC ..... **D7/408**
- (58) **Field of Classification Search**  
USPC ..... D7/407-409, 402, 339-341, 346-347, D7/362; D23/397, 402  
CPC ..... F24C 15/107; F24C 15/12; F24C 15/36; F24C 3/08; F24C 3/082; F24C 3/085; F24C 7/067; F24C 7/062; F24C 7/082; F24C 7/081; A47J 37/0709  
See application file for complete search history.

D628,017 S *	11/2010	Funnell	.....	D7/408
D633,337 S *	3/2011	Funnell, II	.....	D7/408
D634,579 S *	3/2011	Funnell, II	.....	D7/346
D669,728 S *	10/2012	Funnell, II	.....	D7/340
D697,358 S *	1/2014	Kim	.....	D7/340
D722,820 S *	2/2015	Pionek	.....	D7/408
D738,683 S *	9/2015	Segers	.....	D7/408
D765,459 S *	9/2016	Shoemaker	.....	D7/339
D767,326 S *	9/2016	Shoemaker	.....	D7/339
D773,232 S *	12/2016	Shoemaker	.....	D7/339
2016/0025347 A1 *	1/2016	Cadima	.....	F23D 14/06 126/39 E

\* cited by examiner

*Primary Examiner* — Sheryl Lane

*Assistant Examiner* — Nicole Shiflet

(74) *Attorney, Agent, or Firm* — McAndrews, Held & Malloy, Ltd.

(57) **CLAIM**

The ornamental design for a cooktop, as shown and described.

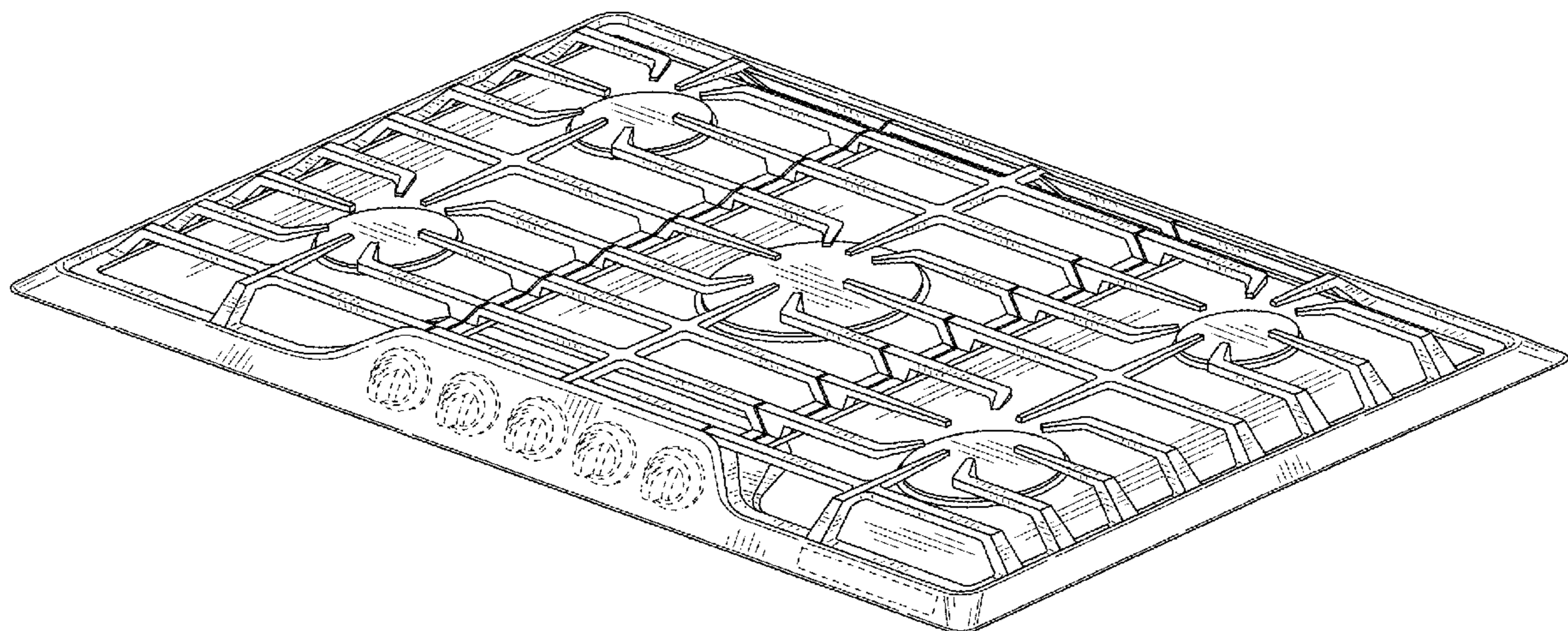
**DESCRIPTION**

FIG. 1 is a top right front perspective view of a first embodiment of a cooktop showing our new design;  
 FIG. 2 is a front view thereof;  
 FIG. 3 is a right-side elevation view thereof;  
 FIG. 4 is a left-side elevation view thereof;  
 FIG. 5 is a top plan view thereof;  
 FIG. 6 is a top right front perspective view of a second embodiment of a cooktop showing our new design;  
 FIG. 7 is a front view thereof;  
 FIG. 8 is a right-side elevation view thereof;  
 FIG. 9 is a left-side elevation view thereof; and,  
 FIG. 10 is a top plan view thereof.

The dashed broken lines are for environmental purposes only and form no part of the claimed design.

**1 Claim, 6 Drawing Sheets**

- (56) **References Cited**  
U.S. PATENT DOCUMENTS
- D378,262 S \* 3/1997 Sparks ..... D7/408
- D524,601 S \* 7/2006 Vetter ..... F24C 15/107  
D7/408
- D585,241 S \* 1/2009 Geiger ..... D7/408
- D602,738 S \* 10/2009 Bengtson ..... D7/408
- D616,695 S \* 6/2010 Grey ..... D7/340
- D622,543 S \* 8/2010 Funnell ..... D7/408



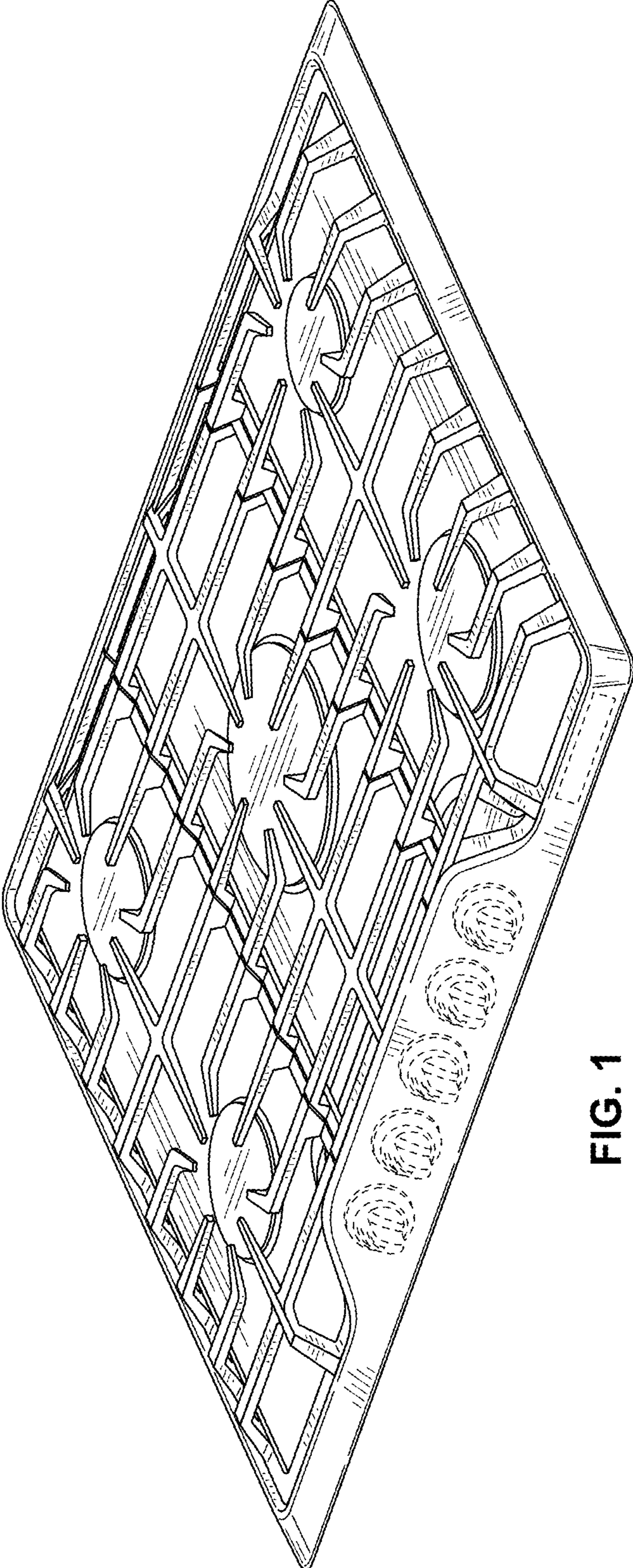


FIG. 1

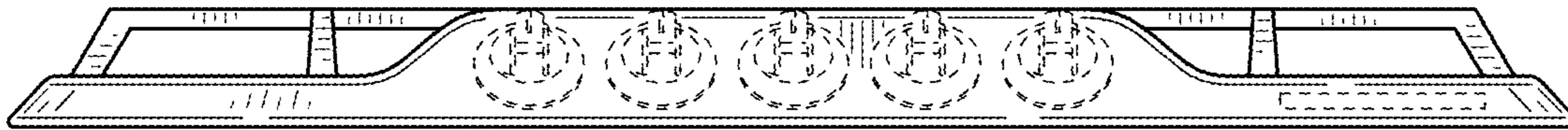


FIG. 2

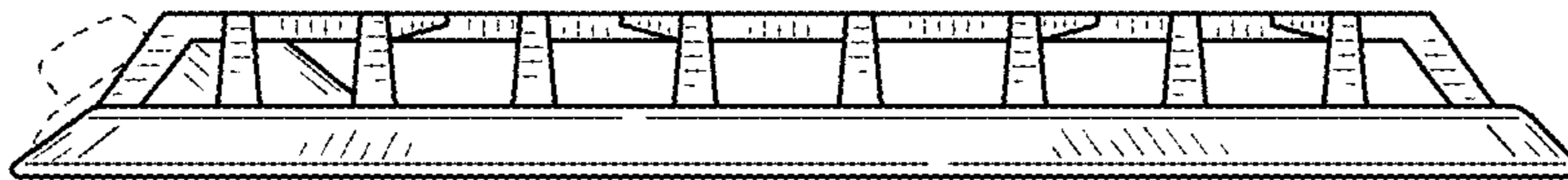


FIG. 3

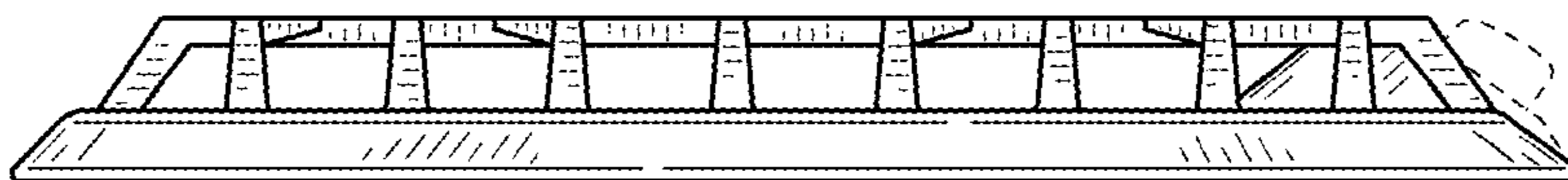


FIG. 4




FIG. 5

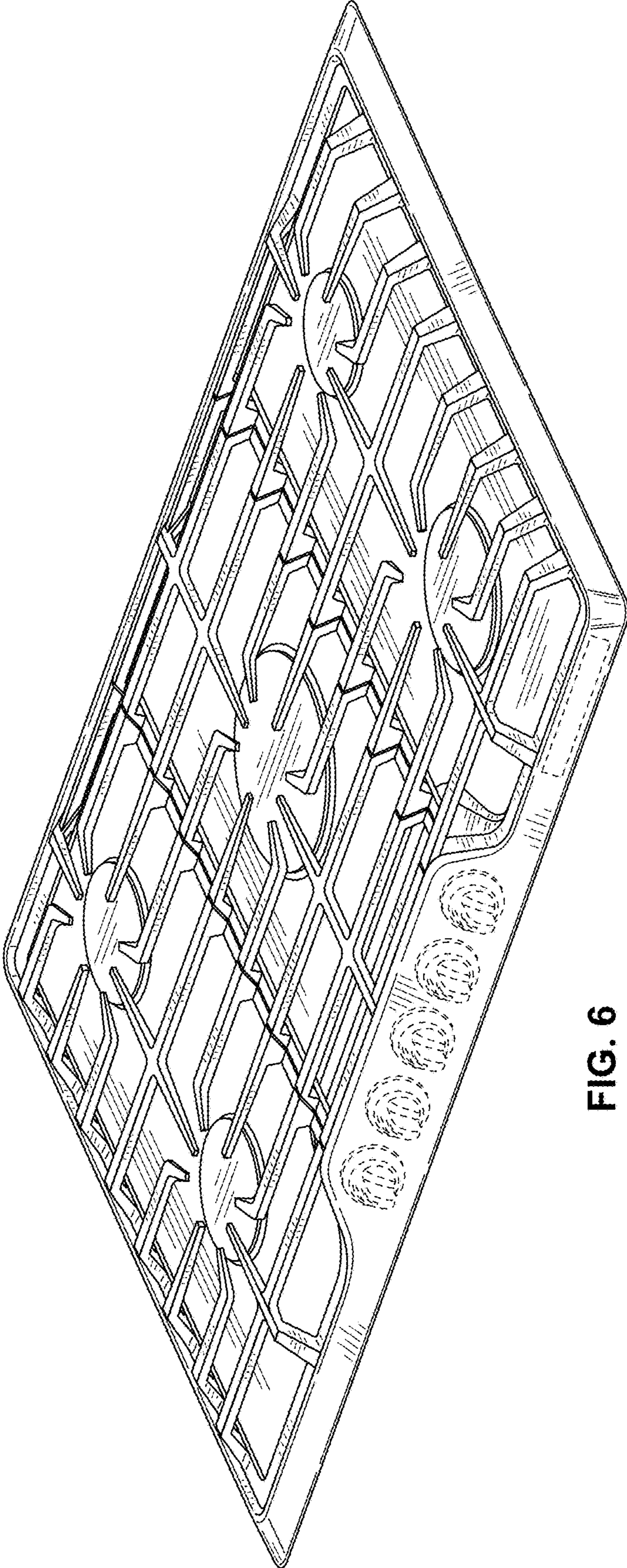


FIG. 6



FIG. 7

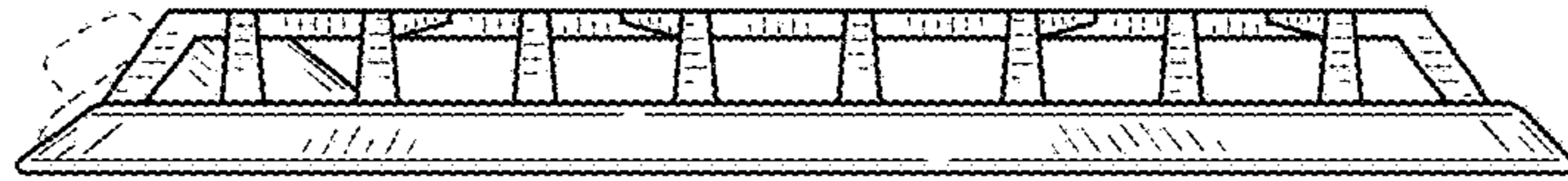


FIG. 8



FIG. 9




FIG. 10