



US00D798651S

(12) **United States Design Patent** (10) **Patent No.:** **US D798,651 S**  
**Yu** (45) **Date of Patent:** **\*\* Oct. 3, 2017**

- (54) **FRYING PAN**
- (71) Applicant: **Chan Sop Yu**, Puyallup, WA (US)
- (72) Inventor: **Chan Sop Yu**, Puyallup, WA (US)
- (\*\*) Term: **15 Years**
- (21) Appl. No.: **29/555,521**
- (22) Filed: **Feb. 23, 2016**
- (51) **LOC (10) Cl.** ..... **07-02**
- (52) **U.S. Cl.**  
USPC ..... **D7/361; D7/354**
- (58) **Field of Classification Search**  
USPC ..... D7/323, 354-363, 391, 393-396, 409  
CPC ..... A47G 19/12; A47J 27/00; A47J 27/002;  
A47J 27/08; A47J 27/21; A47J 27/58;  
A47J 36/025; A47J 36/06; A47J 36/12;  
A47J 37/00; A47J 37/10; A47J 37/101;  
A47J 37/103; A47J 37/108; A47J 37/12;  
A47J 37/1204; A47J 45/061; A47J  
45/071; A47J 45/08; H05B 6/12  
See application file for complete search history.

- (56) **References Cited**  
U.S. PATENT DOCUMENTS  
1,398,655 A \* 11/1921 Smith ..... A47J 37/10  
99/395  
D380,934 S \* 7/1997 Alarid, Jr. .... D7/354  
D381,555 S \* 7/1997 Baker ..... D7/354  
D414,981 S \* 10/1999 Roskind ..... D7/359  
D427,842 S \* 7/2000 Iacchetti ..... D7/359

- 6,237,470 B1 \* 5/2001 Adams ..... A47J 37/101  
220/573.1
- 6,497,174 B1 \* 12/2002 Cacace ..... A47J 37/10  
99/395
- D497,767 S \* 11/2004 Cacace ..... D7/361
- 6,829,984 B1 \* 12/2004 Leibowitz ..... A47J 37/108  
99/339
- D543,070 S \* 5/2007 Tardif ..... D7/361
- D557,063 S \* 12/2007 Delaquis ..... D7/361
- D557,982 S \* 12/2007 Ablo ..... D7/409
- 8,820,222 B2 \* 9/2014 Cloutier ..... A47J 36/06  
99/352

\* cited by examiner

Primary Examiner — Ricky Pham

(74) Attorney, Agent, or Firm — Leydig Voit & Mayer

(57) **CLAIM**

The ornamental design for a frying pan, as shown and described.

**DESCRIPTION**

FIG. 1 is a perspective view of a frying pan of the present invention.

FIG. 2 is a top view thereof;

FIG. 3 is a bottom view thereof;

FIG. 4 is a front view thereof;

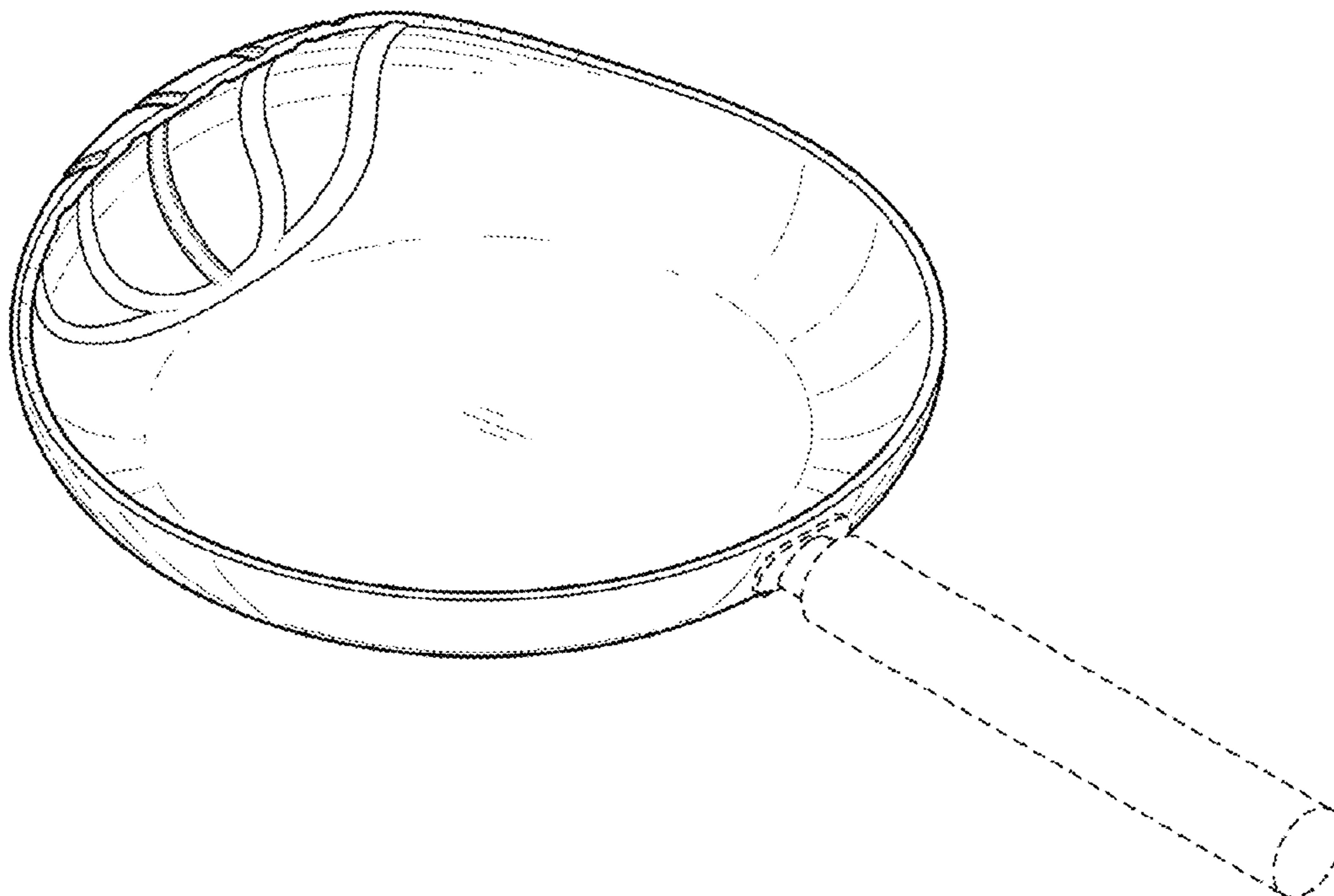
FIG. 5 is a rear view thereof;

FIG. 6 is a left side view thereof; and,

FIG. 7 is a right side view thereof.

The features shown in broken lines depict environmental subject matter only and form no part of the claimed design.

**1 Claim, 7 Drawing Sheets**



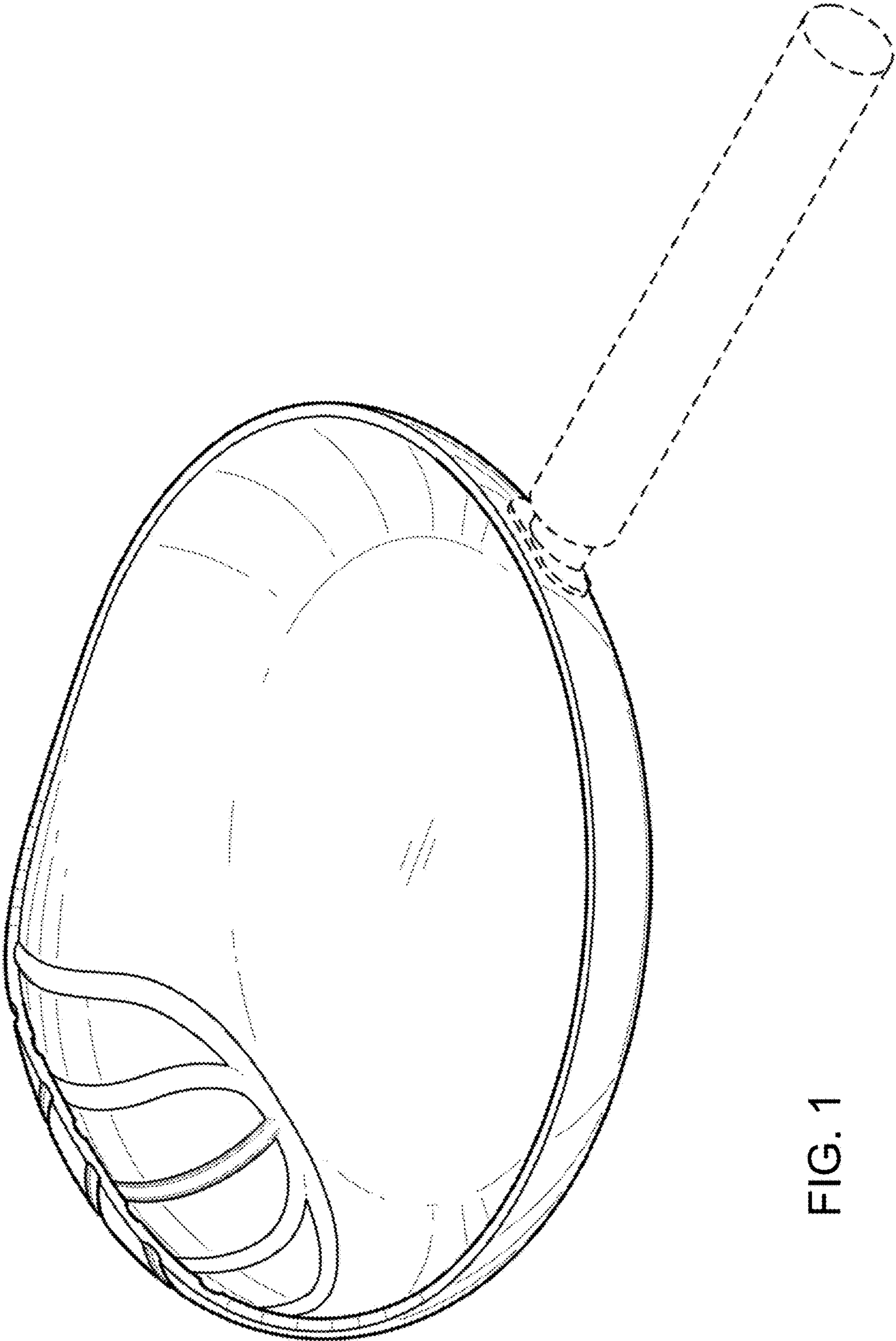


FIG. 1

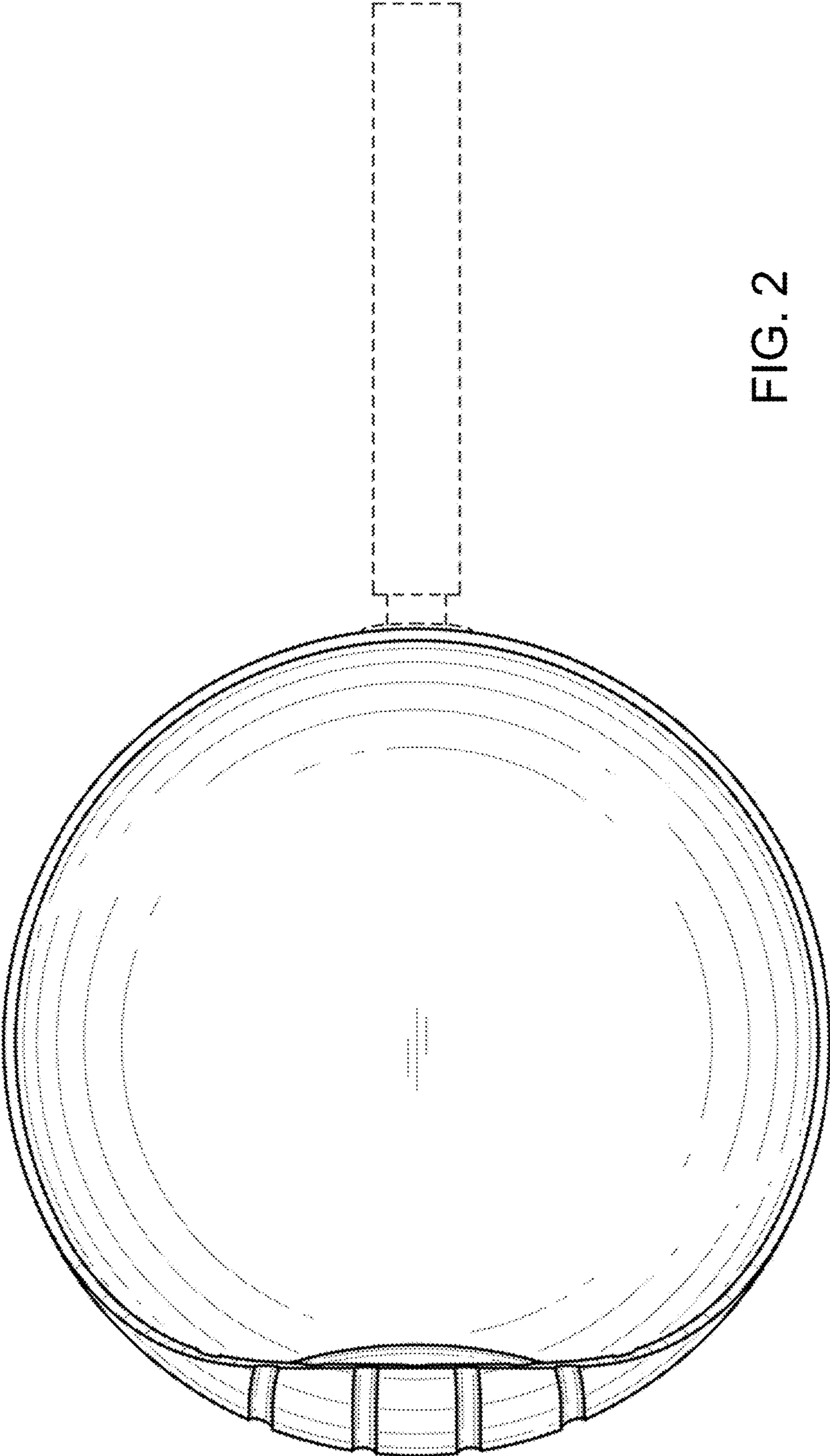


FIG. 2

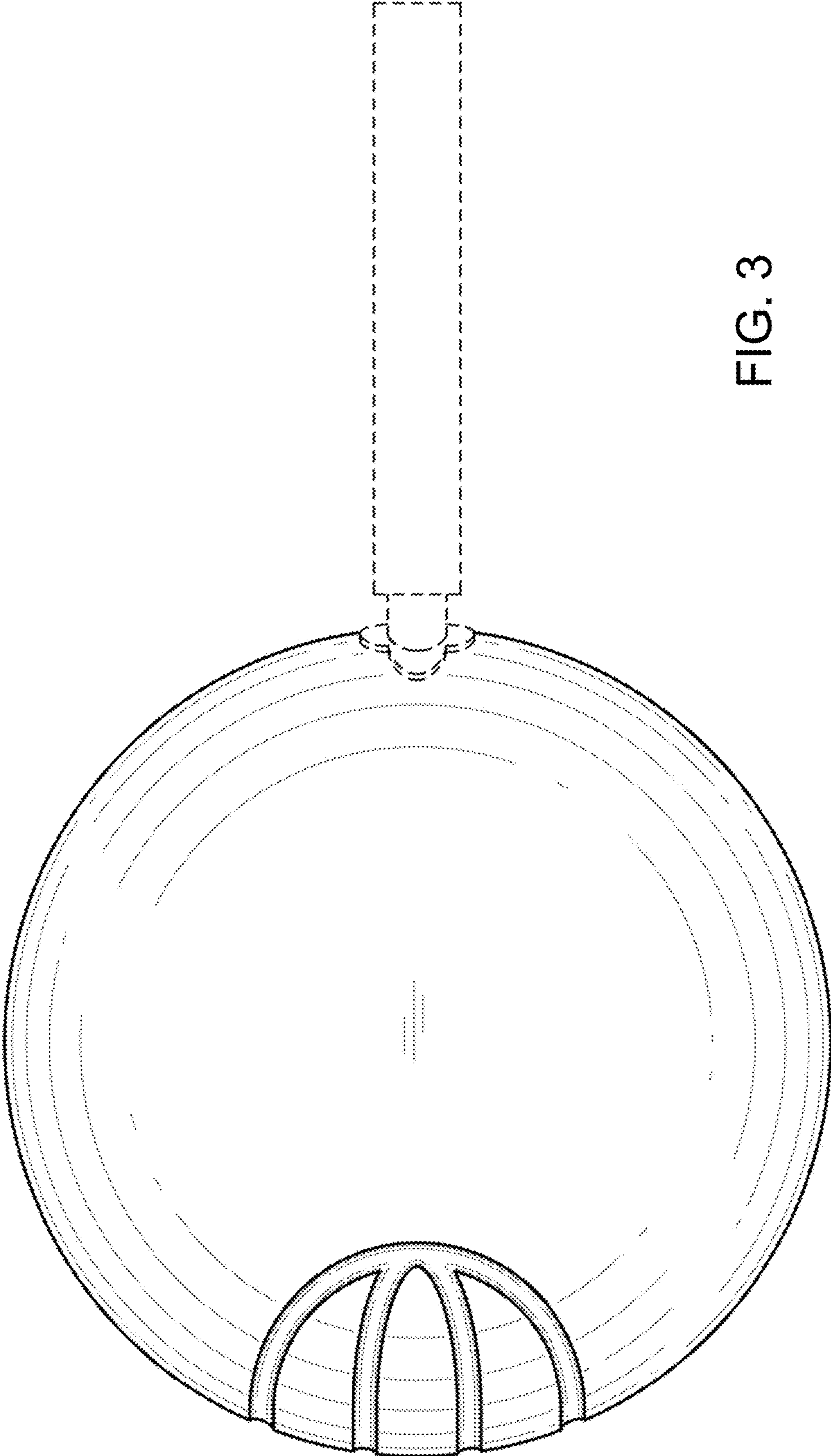


FIG. 3



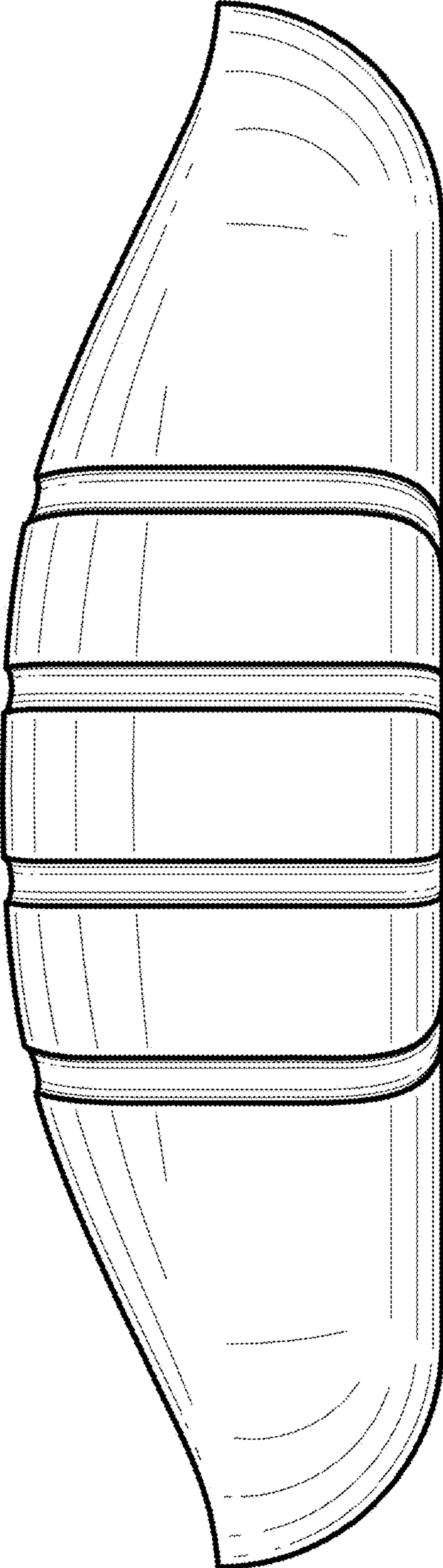


FIG. 4

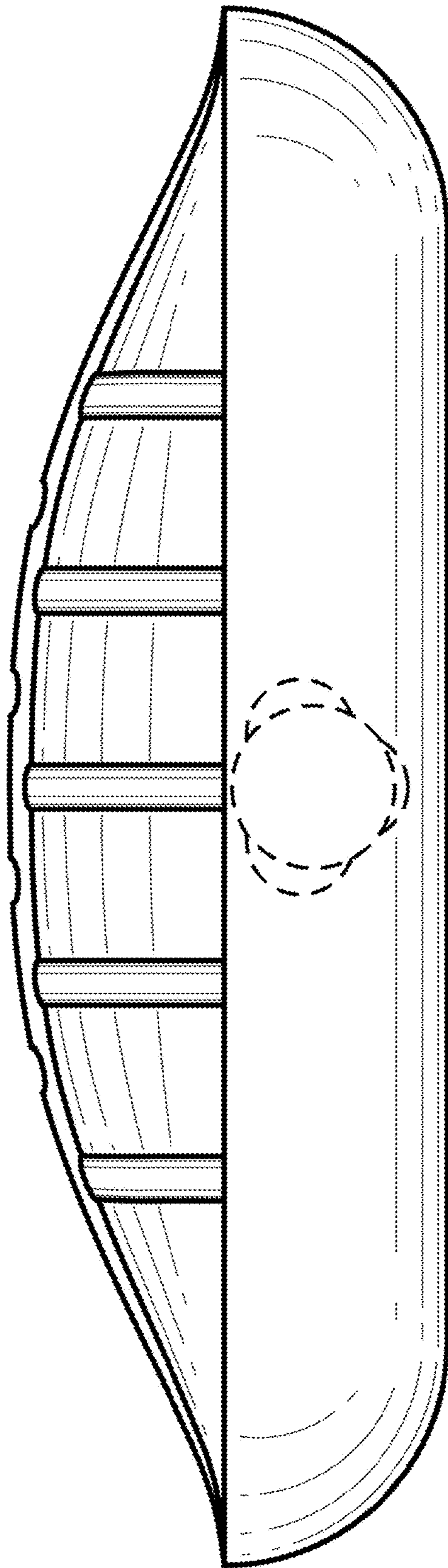


FIG. 5

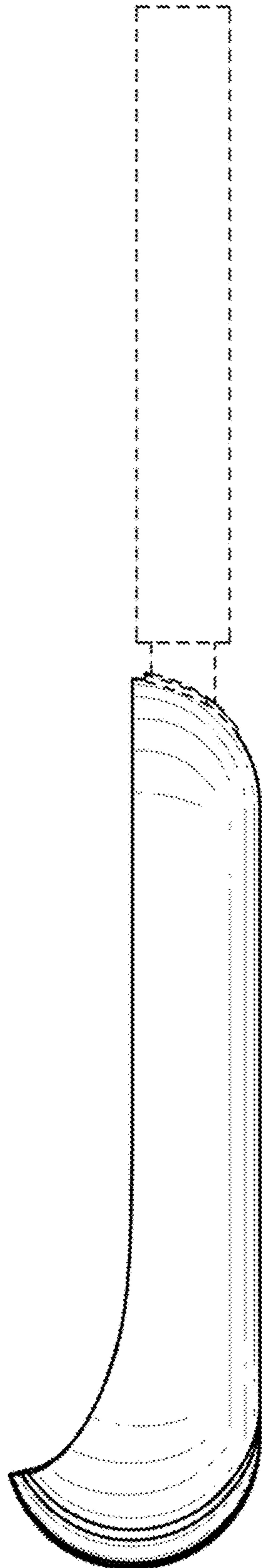


FIG. 6

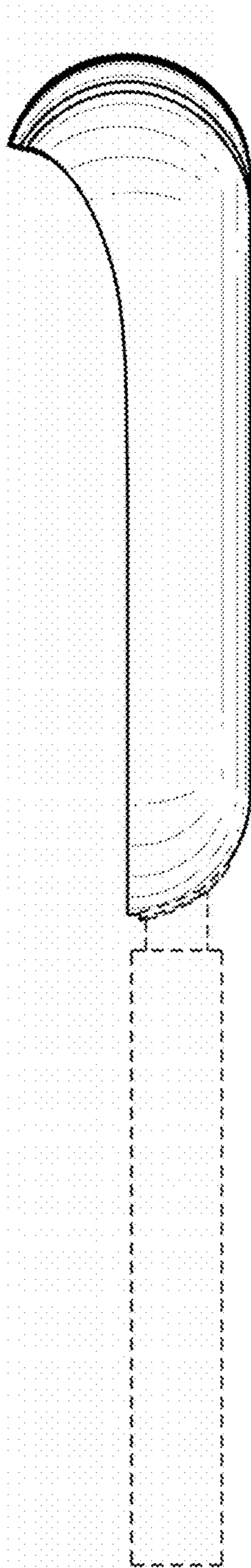


FIG. 7