



US00D798612S

(12) **United States Design Patent** (10) **Patent No.:** **US D798,612 S**
Kitajima (45) **Date of Patent:** **** Oct. 3, 2017**

- (54) **PARTITION PANEL**
- (71) Applicant: **Okamura Corporation**, Yokohama-shi, Kanagawa (JP)
- (72) Inventor: **Haruhiko Kitajima**, Yokohama (JP)
- (73) Assignee: **Okamura Corporation**, Yokohama-shi, Kanagawa (JP)
- (**) Term: **15 Years**
- (21) Appl. No.: **29/560,659**
- (22) Filed: **Apr. 8, 2016**

(30) **Foreign Application Priority Data**

Oct. 20, 2015 (JP) 2015-023148

- (51) **LOC (10) Cl.** **06-06**
- (52) **U.S. Cl.**
USPC **D6/332**
- (58) **Field of Classification Search**
USPC D6/332; D25/58
CPC E04B 2/74; E04B 2/7401; E04B 2/7405;
E04B 2/7407; E04B 2/7416; E04B
2/7422; E04B 2/7433; E04B 2/7437;
E04B 2/76; E04B 2/766; E04B 2/7809;
E04B 2002/7487; E04B 2/7438; A47B
2220/02; A47G 5/00

See application file for complete search history.

(56) **References Cited**

U.S. PATENT DOCUMENTS

- D200,048 S * 1/1965 Van Dyck D25/142
- D257,602 S * 12/1980 Cyplik D6/332
- D257,604 S * 12/1980 Cyplik D6/332
- D257,606 S * 12/1980 Cyplik D6/332
- D299,794 S * 2/1989 Helstab D6/332

- D304,529 S * 11/1989 Hontz D6/332
- D727,036 S * 4/2015 Tsuchiyama D6/332
- D727,637 S * 4/2015 Tsuchiyama D6/332
- D727,638 S * 4/2015 Tsuchiyama D6/332
- D727,639 S * 4/2015 Tsuchiyama D6/332
- D774,318 S * 12/2016 Tsuchiyama D6/332
- D775,865 S * 1/2017 Bouroullec D6/643
- 2016/0280533 A1 * 9/2016 Tsuchiyama A47G 5/00

FOREIGN PATENT DOCUMENTS

JP D1481889 * 10/2013

OTHER PUBLICATIONS

Tim O'Neil & Associates—Okamura's Six Scenes of Focus & Collaboration: Capsule, Fountain, Base, Forum, Pitt & Studio (on-line), dated Jan. 20, 2014. Retrieved from Internet Sep. 12, 2016, URL: <https://timoneilassociates.com/tag/cubicles/> (3 pages).*

* cited by examiner

Primary Examiner — Vy Koenig

Assistant Examiner — Kimberly Barnes

(74) *Attorney, Agent, or Firm* — Sughrue Mion, PLLC

(57) **CLAIM**

The ornamental design for a partition panel, as shown and described.

DESCRIPTION

FIG. 1 is a perspective view of a partition panel. FIG. 2 is a front elevation view thereof. A rear elevation view is identical to the front elevation view. FIG. 3 is a right side elevation view thereof. A left side elevation view is identical to the right side elevation view. FIG. 4 is a top plan view thereof; and, FIG. 5 is a bottom plan view thereof.

1 Claim, 5 Drawing Sheets


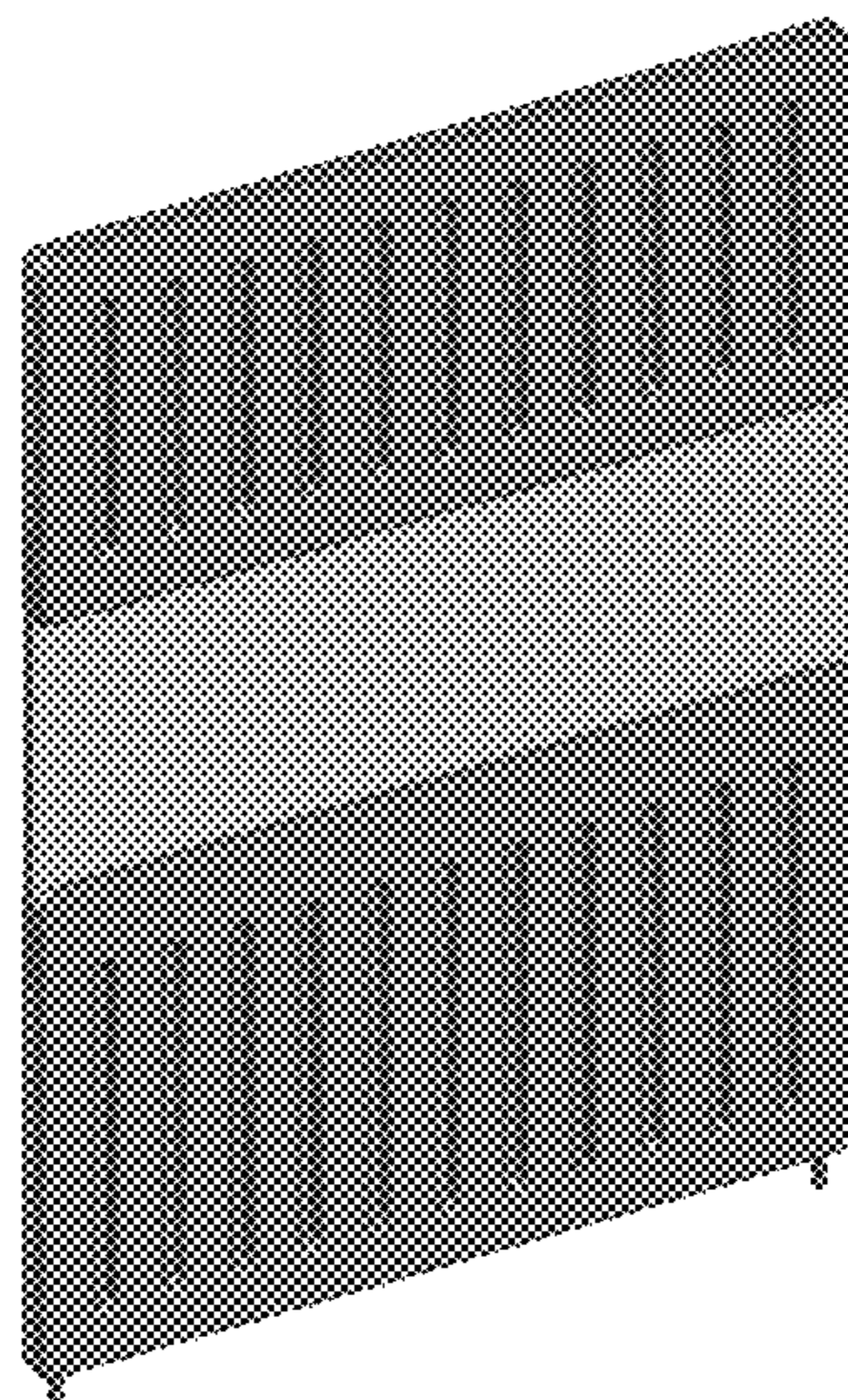


FIG. 1

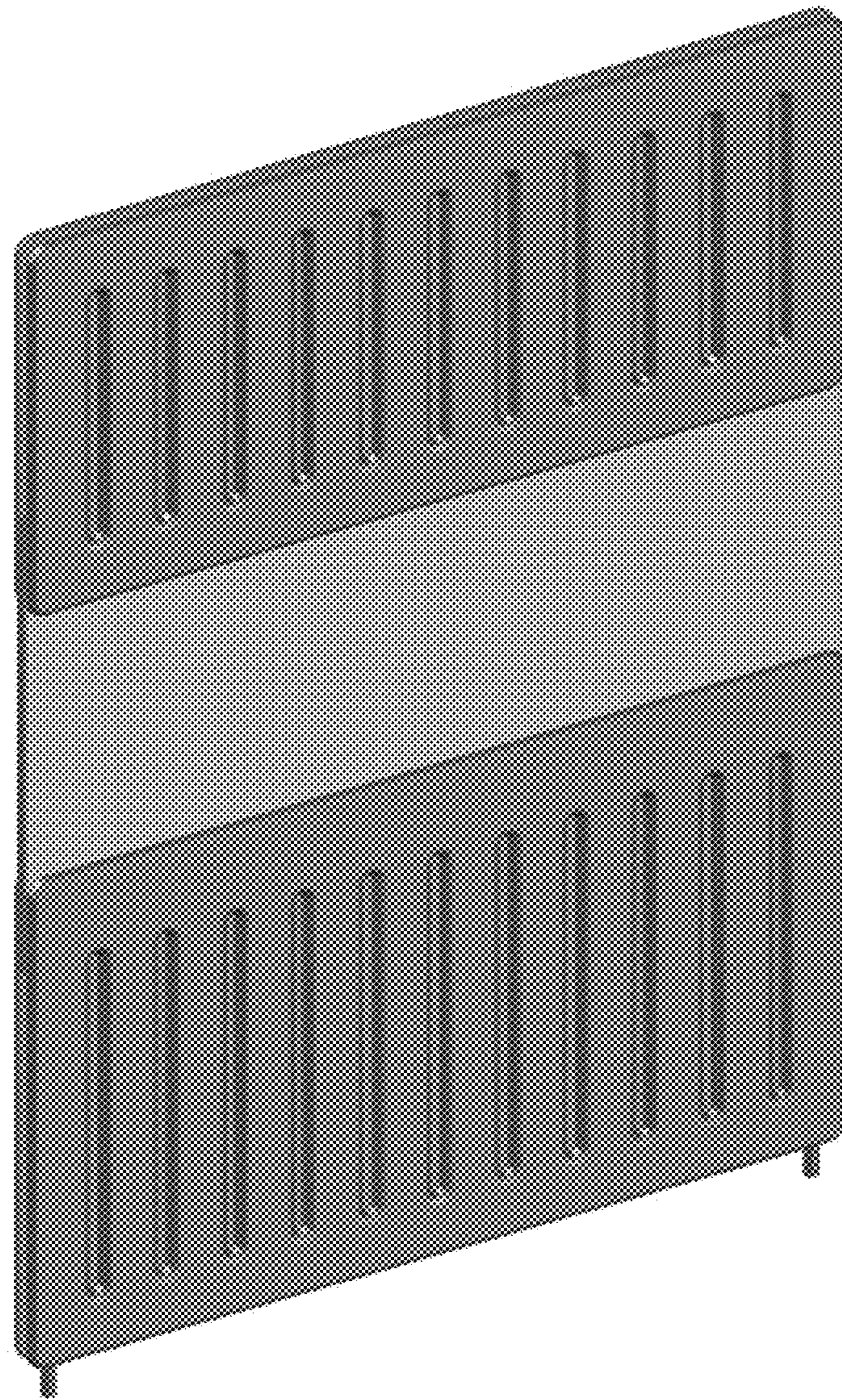


FIG. 2




FIG. 3




FIG. 4



FIG. 5

