



US00D798611S

(12) **United States Design Patent** (10) **Patent No.:** **US D798,611 S**
Kitajima (45) **Date of Patent:** **** Oct. 3, 2017**

(54) **PARTITION PANEL**

(71) Applicant: **Okamura Corporation**, Yokohama-shi, Kanagawa (JP)

(72) Inventor: **Haruhiko Kitajima**, Yokohama (JP)

(73) Assignee: **Okamura Corporation**, Yokohama-shi, Kanagawa (JP)

(**) Term: **15 Years**

(21) Appl. No.: **29/560,658**

(22) Filed: **Apr. 8, 2016**

(30) **Foreign Application Priority Data**

Oct. 20, 2015 (JP) 2015-023149

(51) **LOC (10) Cl.** **06-06**

(52) **U.S. Cl.**
USPC **D6/332**

(58) **Field of Classification Search**
USPC D6/332; D25/58
CPC E04B 2/74; E04B 2/7401; E04B 2/7405;
E04B 2/7407; E04B 2/7416; E04B
2/7422; E04B 2/7433; E04B 2/7437;
E04B 2/76; E04B 2/766; E04B 2/7809;
E04B 2002/7487; E04B 2/7438; A47B
2220/02; A47G 5/00

See application file for complete search history.

(56) **References Cited**

U.S. PATENT DOCUMENTS

D200,048 S * 1/1965 Van Dyck D25/142
D257,600 S * 12/1980 Cyplik D6/332
D257,601 S * 12/1980 Cyplik D6/332
D257,602 S * 12/1980 Cyplik D6/332
D257,604 S * 12/1980 Cyplik D6/332
D257,606 S * 12/1980 Cyplik D6/332
D299,794 S * 2/1989 Helstab D6/332
D304,529 S * 11/1989 Hontz D6/332

D354,818 S * 1/1995 Johnson D25/58
D406,364 S * 3/1999 Robert D25/199
D615,919 S * 5/2010 Bock D12/345
D621,331 S * 8/2010 Bock D12/345
D623,578 S * 9/2010 Orson D12/345
D720,160 S * 12/2014 Lloyd D6/643
D727,036 S * 4/2015 Tsuchiyama D6/332
D727,637 S * 4/2015 Tsuchiyama D6/332
D727,638 S * 4/2015 Tsuchiyama D6/332
D727,639 S * 4/2015 Tsuchiyama D6/332
D732,850 S * 6/2015 Bouroullec D6/643
D758,776 S * 6/2016 McKenna D6/717

(Continued)

FOREIGN PATENT DOCUMENTS

JP D1481889 * 10/2013

OTHER PUBLICATIONS

Tim O'Neil & Associates—Okamura's Six Scenes of Focus & Collaboration: Capsule, Fountain, Base, Forum, Pitt & Studio (on-line), dated Jan. 20, 2014. Retrieved from Internet Sep. 12, 2016, URL: <https://timoneilassociates.com/tag/cubicles/> (3 pages).*

Primary Examiner — Vy Koenig

Assistant Examiner — Kimberly Barnes

(74) *Attorney, Agent, or Firm* — Sughrue Mion, PLLC



(57) **CLAIM**

The ornamental design for a partition panel, as shown and described.

DESCRIPTION

FIG. 1 is a perspective view of a partition panel.
FIG. 2 is a front elevation view thereof.
FIG. 3 is a rear elevation view thereof.
FIG. 4 is a right side elevation view thereof.
FIG. 5 is a left side elevation view thereof.
FIG. 6 is a top plan view thereof; and,
FIG. 7 is a bottom plan view thereof.

1 Claim, 7 Drawing Sheets



(56)

References Cited

U.S. PATENT DOCUMENTS

D758,777 S * 6/2016 McKenna D6/717
D774,318 S * 12/2016 Tsuchiyama D6/332
D775,865 S * 1/2017 Bouroullec D6/643
9,622,570 B1 * 4/2017 Holdredge A47B 5/00
2016/0280533 A1 * 9/2016 Tsuchiyama A47G 5/00

* cited by examiner

FIG. 1

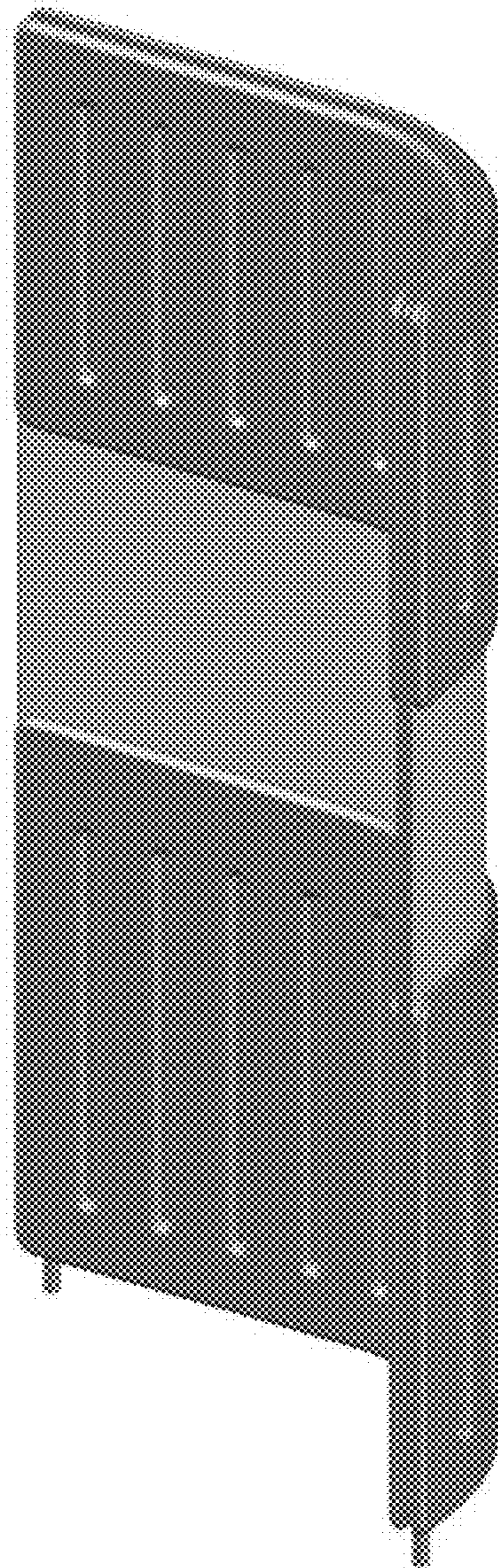


FIG. 2




FIG. 3




FIG. 4




FIG. 5




FIG. 6

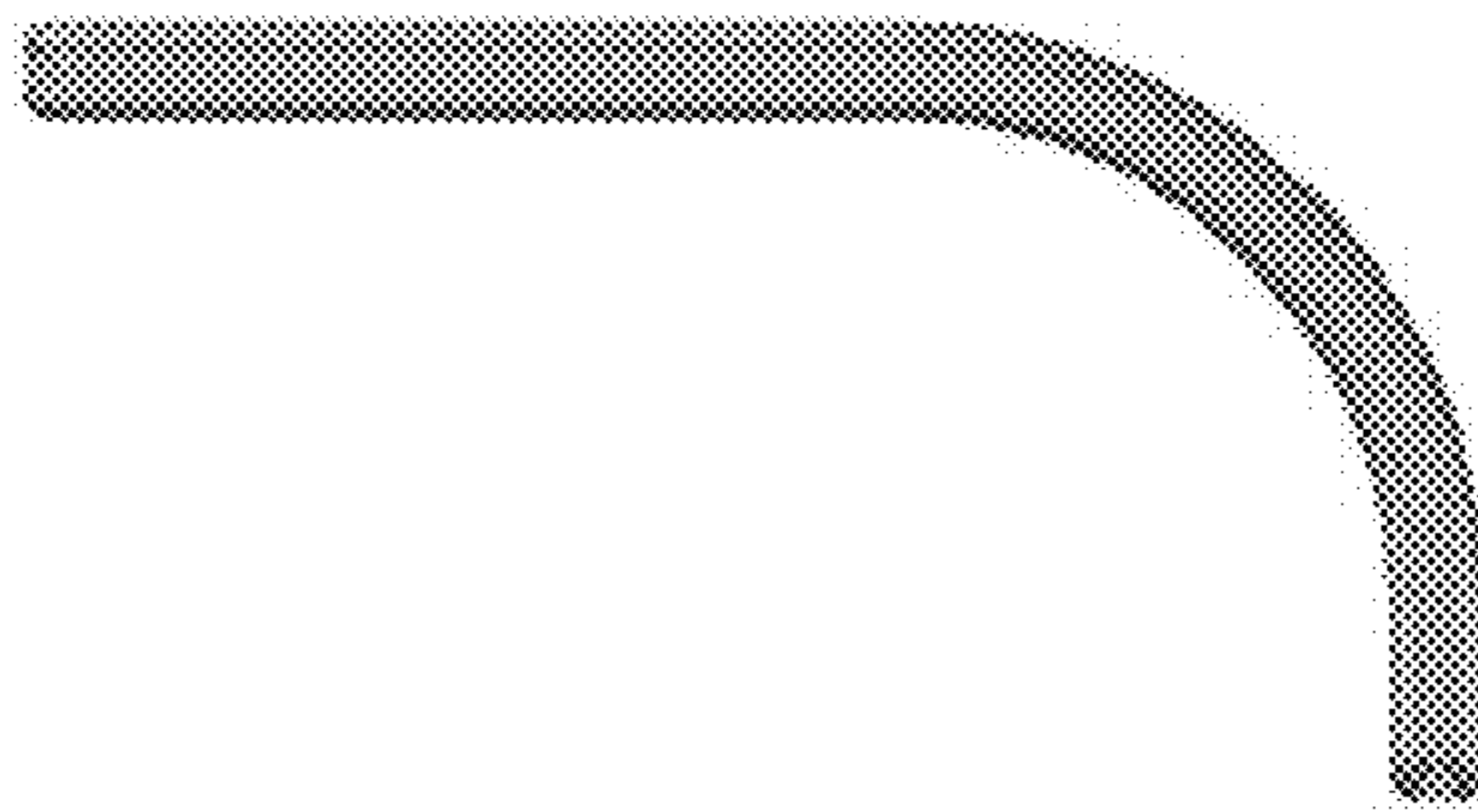


FIG. 7

