



US00D798606S

(12) **United States Design Patent**  
**Kim**

(10) **Patent No.:** **US D798,606 S**

(45) **Date of Patent:** **\*\* Oct. 3, 2017**

(54) **BRUSH WITH CAP**

(71) Applicant: **Jin Kim**, Santa Fe Springs, CA (US)

(72) Inventor: **Jin Kim**, Santa Fe Springs, CA (US)

(\*\*) Term: **14 Years**

(21) Appl. No.: **29/517,094**

(22) Filed: **Feb. 10, 2015**

(51) **LOC (10) Cl.** ..... **04-02**

(52) **U.S. Cl.**  
USPC ..... **D4/137**

(58) **Field of Classification Search**

USPC ..... D4/137, 127, 128, 130–135, 138, 199,  
D4/100, 102, 114, 116, 119, 120, 121,  
D4/124–126; D28/4, 7, 8, 9, 44, 45–49,  
D28/56–58, 62, 73, 76, 77, 84, 63;  
15/106, 207.2, 159.1, 160, 191.1, 204,  
15/DIG. 5, DIG. 6, 143.1, 167.1, 111.1,  
15/172, 176.1, 184, 167.3, 104.94, 110,  
15/192, 1, 21.2, 30, 88.3, 98, 104.001,  
15/105, 112, 114, 144.1, 144.4, 145, 146,  
15/149, 153, 171, 176.2, 176.3, 176.4,  
15/176.6, 179, 182, 183, 185, 186, 187,  
15/193, 194, 198, 201, 202, 206, 246,  
15/247, 250.22, 250.31, 250.32, 250.34,  
15/250.39, 250.41, 256.5, 256.52, 256.53,  
15/257.01, 257.6, 188; 132/200, 201,  
132/212, 218, 150, 73, 73.5, 75, 75.3,  
132/76.2, 76.5, 286, 289, 290, 293, 294,  
132/297, 298, 299, 313, 317, 318, 320,  
132/333; 401/126–281, 282, 288, 291,

401/111, 99, 102, 107–109, 112–119,  
401/124, 292; 300/1, 8, 17, 20, 21, 18,  
300/19; 206/581; 601/154; 222/390, 92,  
(Continued)

(56) **References Cited**

U.S. PATENT DOCUMENTS

1,647,453 A \* 11/1927 Krantz ..... A46B 9/04  
15/167.1  
3,640,291 A \* 2/1972 Mizuno ..... A46B 5/0058  
132/309

(Continued)

*Primary Examiner* — Susan Moon Lee

(74) *Attorney, Agent, or Firm* — East West Law Group;  
Heedong Chae

(57) **CLAIM**

I claim the ornamental design for a brush with cap, as shown  
and described.

**DESCRIPTION**

FIG. 1 is a perspective view of a brush with cap, showing my  
new design;  
FIG. 2 is a perspective view of the brush component shown  
with the cap removed;  
FIG. 3 is a front elevational view thereof;  
FIG. 4 is a rear elevational view thereof;  
FIG. 5 is a left side elevational view thereof;  
FIG. 6 is a right side elevational view thereof;  
FIG. 7 is an enlarged top plan view thereof;  
FIG. 8 is an enlarged bottom plan view thereof;  
FIG. 9 is a front elevational view of the brush with cap  
shown with the cap affixed on the brush;  
FIG. 10 is a rear elevational view thereof;  
FIG. 11 is a left side elevational view thereof;  
FIG. 12 is right side elevational view thereof;  
FIG. 13 is an enlarged top plan view thereof;  
FIG. 14 is an enlarged bottom plan view thereof;  
FIG. 15 is a front elevational view of the cap component,  
shown separately for clarity;  
FIG. 16 is a rear elevational view thereof;

(Continued)

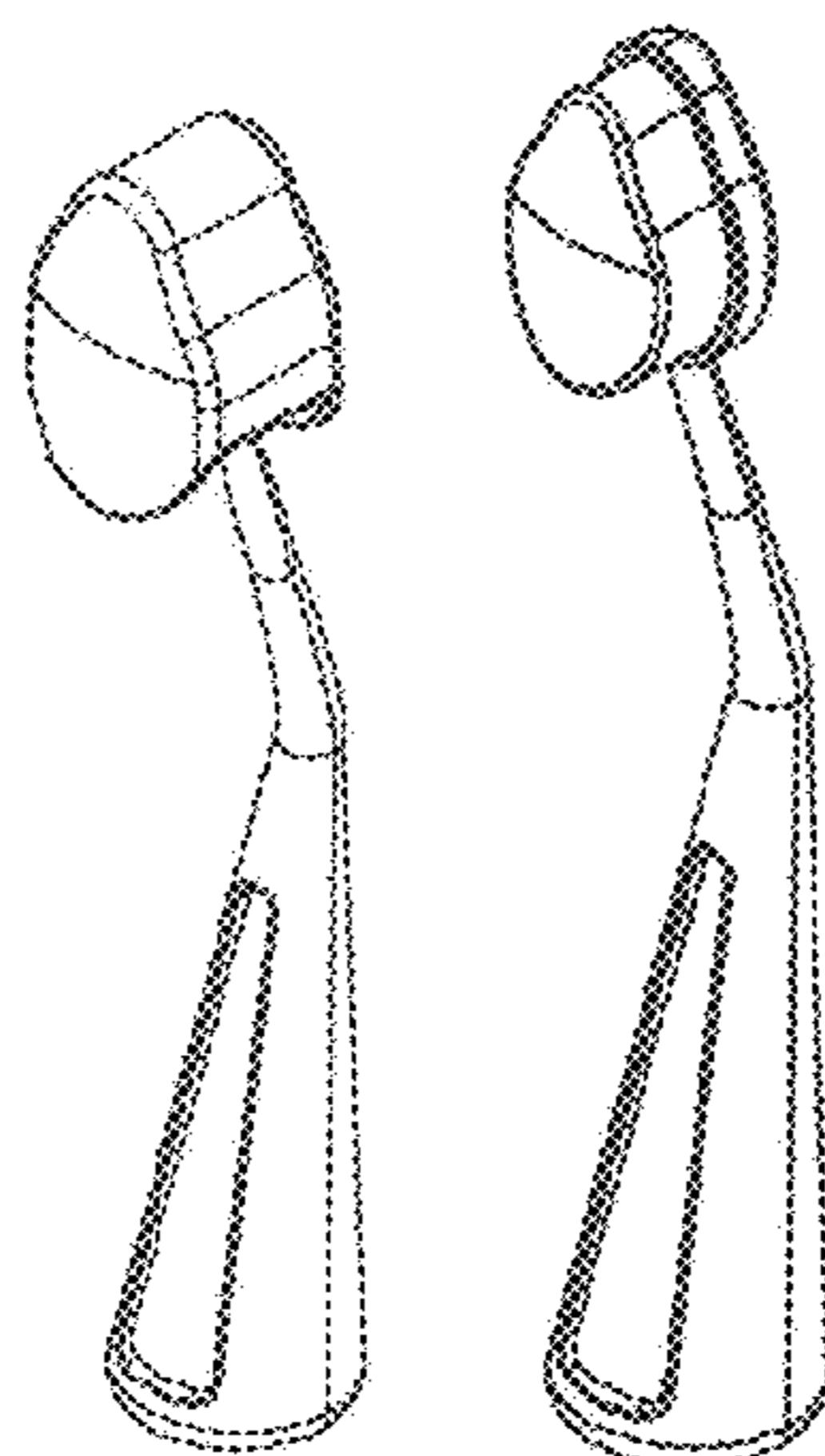


FIG. 17 is a left side elevational view thereof;  
 FIG. 18 is a right side elevational view thereof;  
 FIG. 19 is a top plan view thereof; and,  
 FIG. 20 is a bottom plan view thereof.

**1 Claim, 15 Drawing Sheets**

(58) **Field of Classification Search**

USPC ..... 222/104, 107; 16/422, 429, 430, 110.1,  
 16/111.1; D19/125, 108, 123, 115;  
 D7/393, 395, 401.2; D8/45, 80, 82, 83,  
 D8/94, 107, 303, DIG. 7, DIG. 8;  
 D32/51, 52; 30/340, 342, 343; 81/177.1,  
 81/489, 492  
 CPC .... A46B 3/00; A46B 3/10; A46B 3/12; A46B  
 3/22; A46B 5/00; A46B 5/0016; A46B  
 5/002; A46B 5/005; A46B 5/0054; A46B  
 5/0062; A46B 5/0075; A46B 5/0079;  
 A46B 5/0091; A46B 5/0095; A46B 5/02;  
 A46B 5/021; A46B 5/023; A46B 5/025;  
 A46B 5/026; A46B 5/028; A46B 7/00;  
 A46B 7/02; A46B 7/023; A46B 7/026;  
 A46B 7/04; A46B 7/042; A46B 7/044;  
 A46B 7/046; A46B 7/048; A46B 7/06;  
 A46B 9/00; A46B 9/02; A46B 9/021;  
 A46B 9/025; A46B 9/026; A46B 9/028;  
 A46B 9/045; A46B 9/06; A46B 9/065;  
 A46B 9/08; A46B 9/10; A46B 9/12;  
 A46B 11/00; A46B 11/0003; A46B  
 11/0006; A46B 11/001; A46B 11/0013;  
 A46B 11/0024; A46B 11/0027; A46B  
 11/0031; A46B 11/0062; A46B 11/0072;  
 A46B 11/0075; A46B 15/00; A46B  
 15/0016; A46B 15/0055; A46B 15/0065;  
 A46B 15/0069; A46B 15/0075; A46B  
 15/0085; A46B 15/0087; A46B 15/0089;  
 A46B 15/0095; A46B 15/0097; A45D

27/00; A45D 27/04; A45D 27/06; A45D  
 33/00; A45D 33/003; A45D 33/005;  
 A45D 33/006; A45D 33/02; A45D  
 33/025; A45D 33/16; A45D 33/18; A45D  
 33/26; A45D 33/28; A45D 33/34; A45D  
 33/36; A45D 34/042; A45D 34/043;  
 A45D 34/06; A45D 2033/001; A45D  
 40/00; A45D 40/02; A45D 40/023; A45D  
 40/04; A45D 40/06; A45D 40/12; A45D  
 40/18; A45D 40/20; A45D 40/205; A45D  
 40/262; A45D 40/28; A45D 2040/0006;  
 A45D 2040/105; A45D 2040/2012; A46D  
 1/02; A46D 1/00; A46D 1/0276; A46D  
 1/006; A46D 1/0207; A46D 1/023; A46D  
 1/0238; A46D 1/0261; A46D 1/0284;  
 A46D 1/0292; A46D 1/08; Y10T 16/44;  
 Y10T 16/444; B65D 83/00; B65D  
 83/0055; B65D 83/0011; B65D 83/0016;  
 B65D 83/0027; B65D 83/0033; B65D  
 83/0038; B65D 83/005

See application file for complete search history.

(56)

**References Cited**

U.S. PATENT DOCUMENTS

D448,521 S \* 9/2001 Angeletta ..... D28/7  
 D487,164 S \* 2/2004 Denton ..... D28/7  
 D499,486 S \* 12/2004 Kuhn ..... D24/146  
 D572,407 S \* 7/2008 Cook ..... D28/7  
 D587,844 S \* 3/2009 Slavin ..... D28/7  
 D636,934 S \* 4/2011 Chen ..... D28/7  
 8,079,109 B2 \* 12/2011 Misner ..... A46B 15/0002  
 15/105  
 8,695,611 B2 \* 4/2014 Snedden ..... A46B 9/005  
 132/309  
 D707,391 S \* 6/2014 Hoogerwerf ..... D28/7  
 D710,113 S \* 8/2014 Cho ..... D4/111  
 D715,561 S \* 10/2014 Erskine-Smith ..... D4/111

\* cited by examiner

FIG. 1

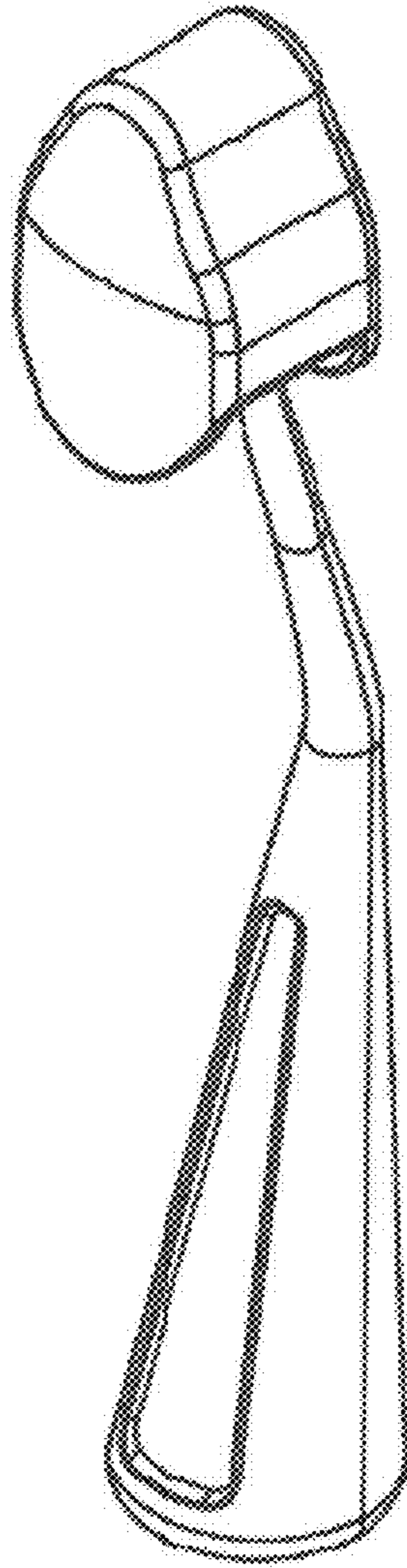


FIG. 2

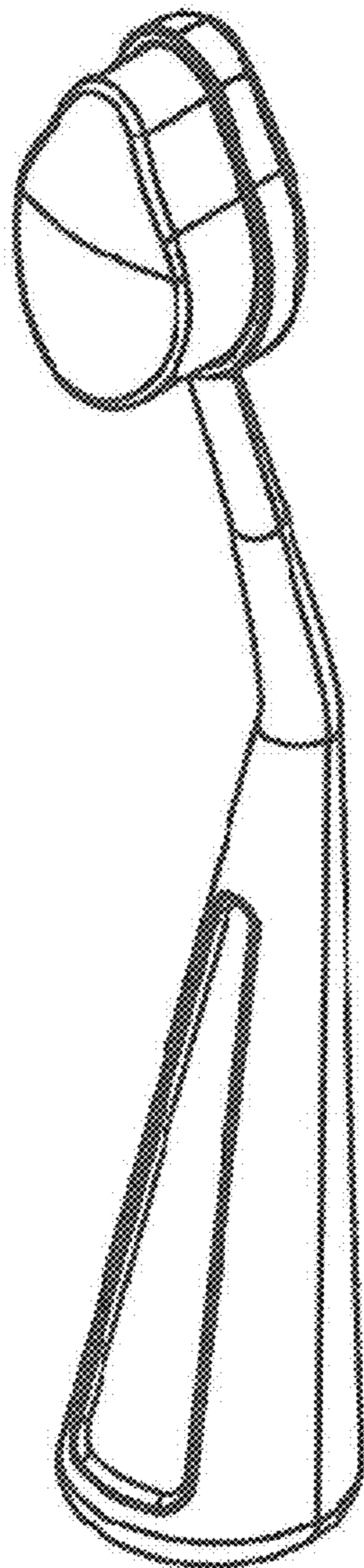


FIG. 3

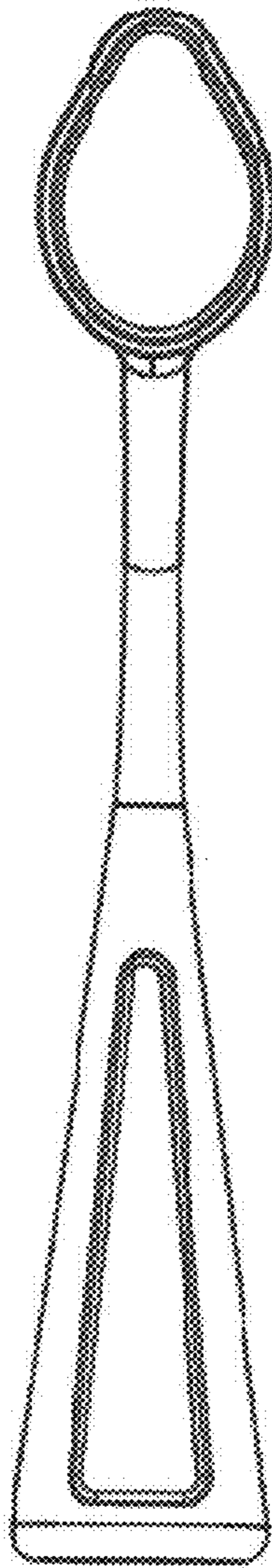


FIG. 4

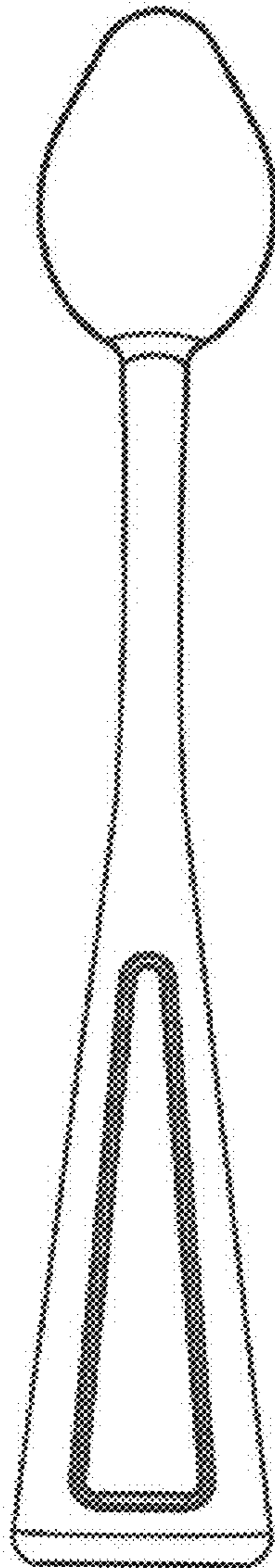


FIG. 5

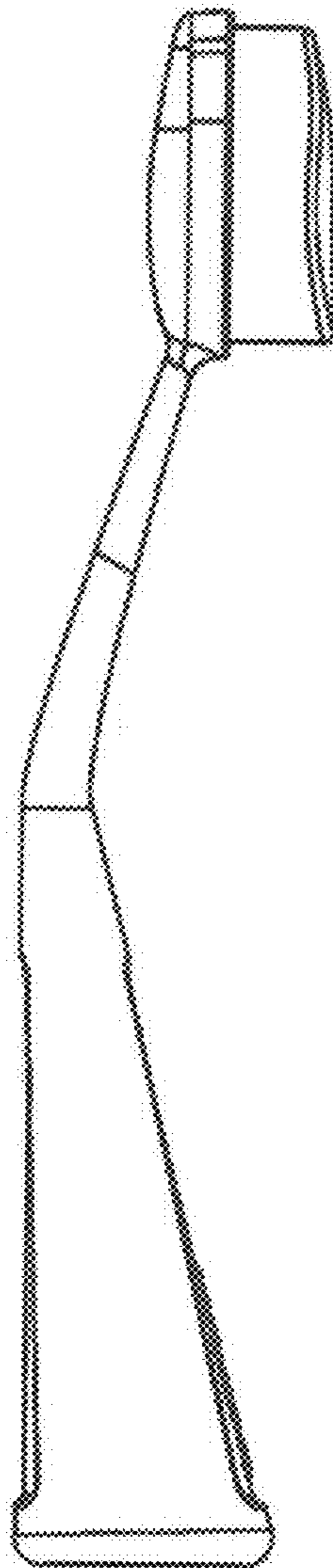


FIG. 6

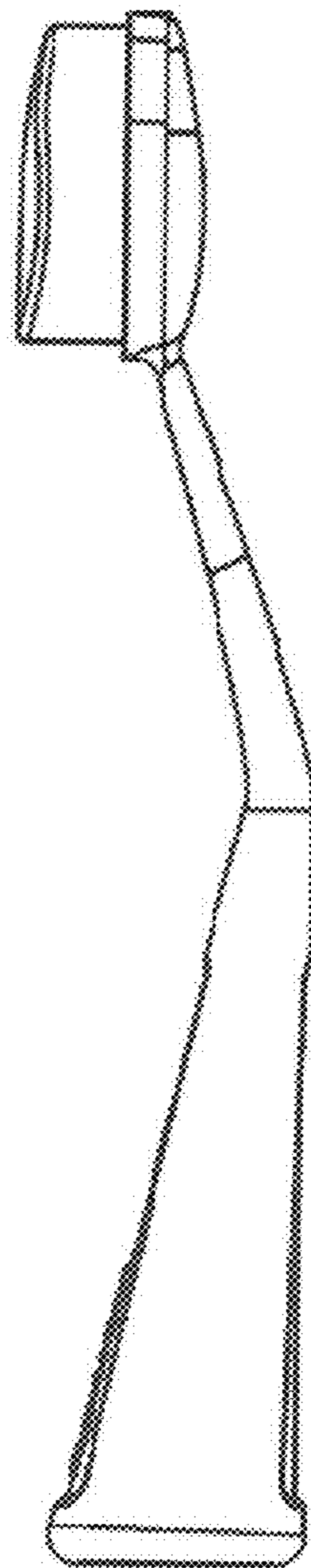




FIG. 7

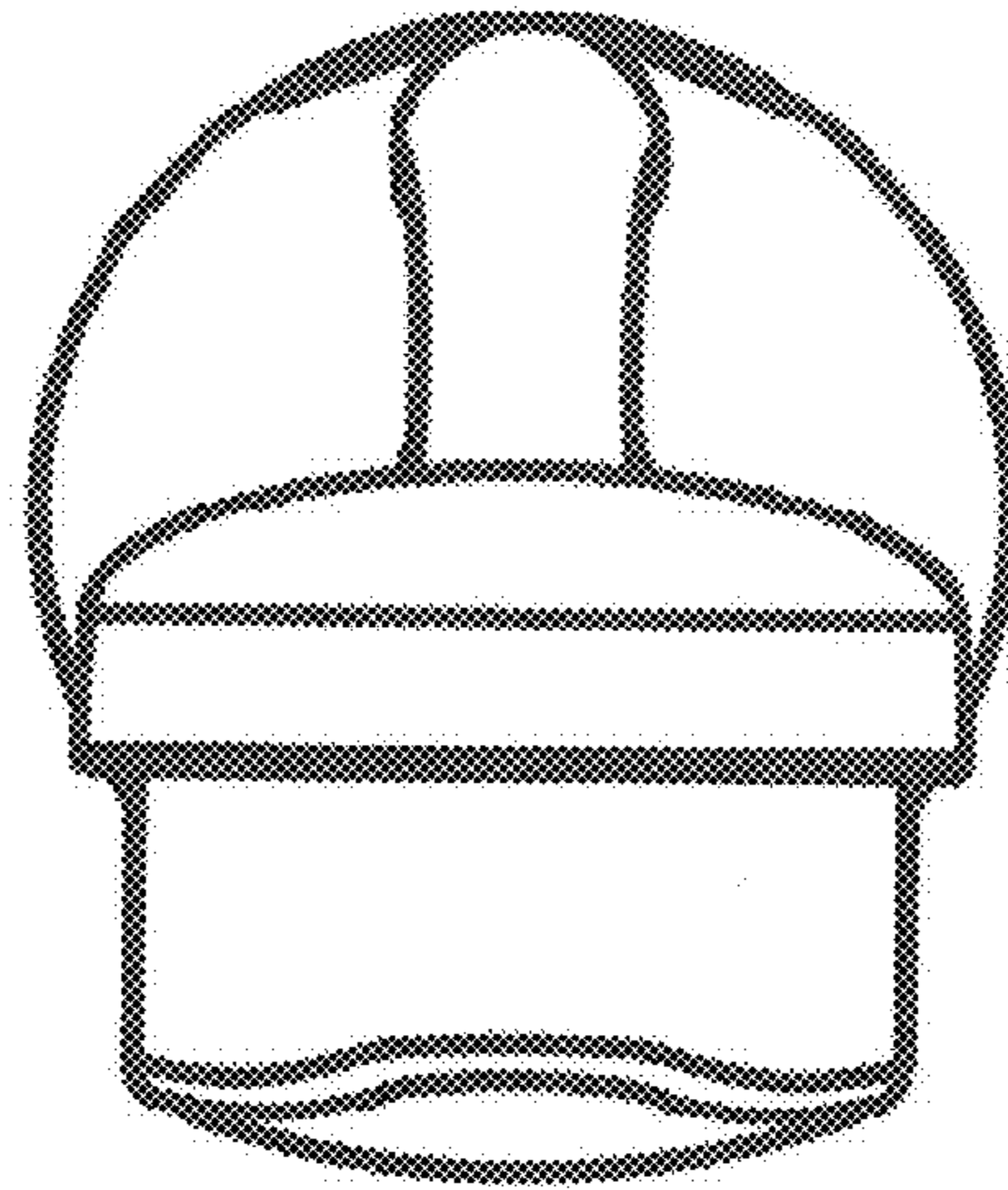


FIG. 8




FIG. 9

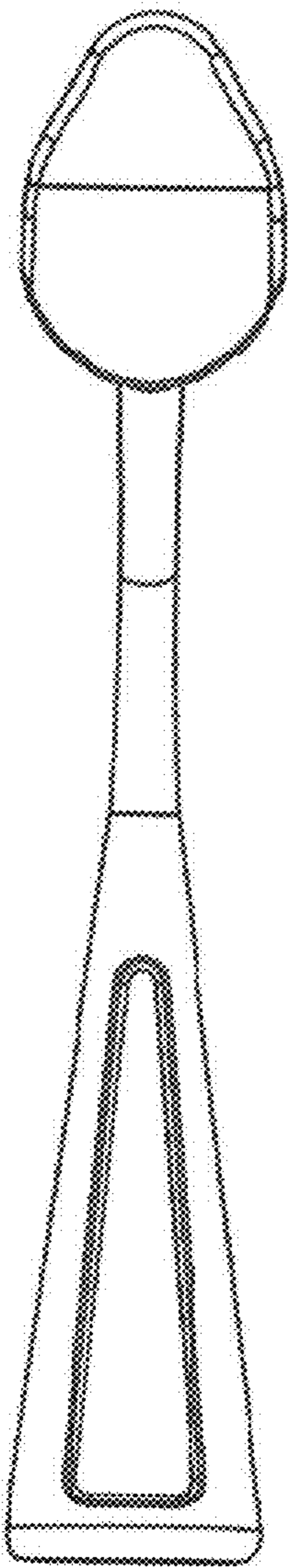


FIG. 10

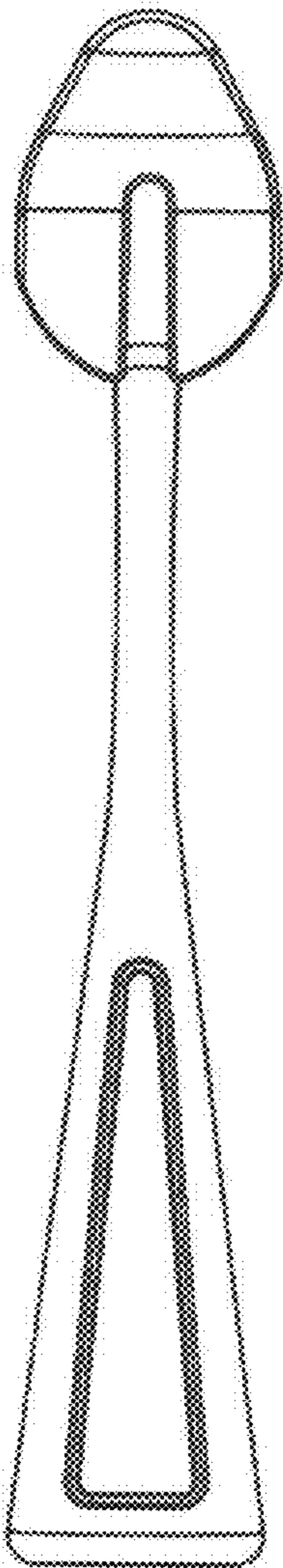


FIG. 11

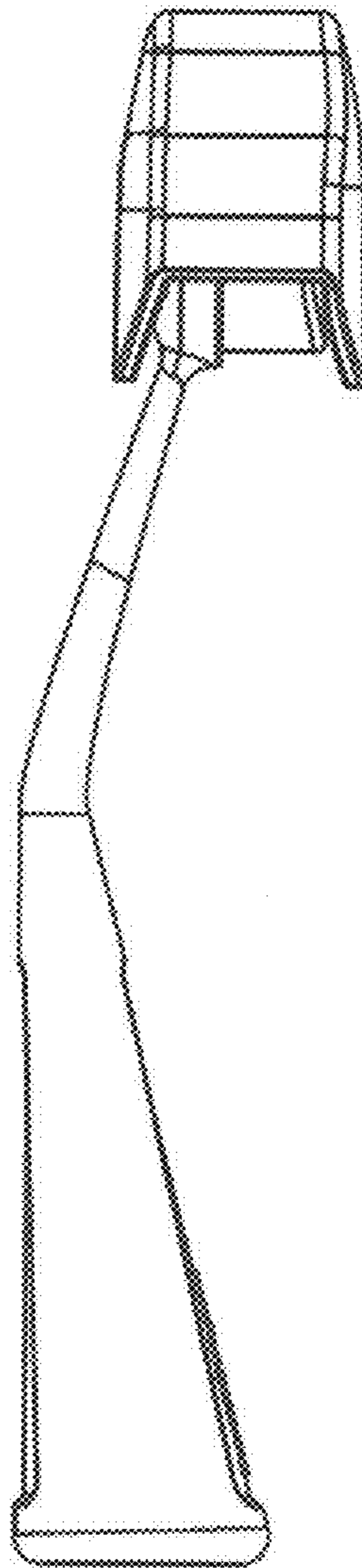


FIG. 12



FIG. 13




FIG. 14

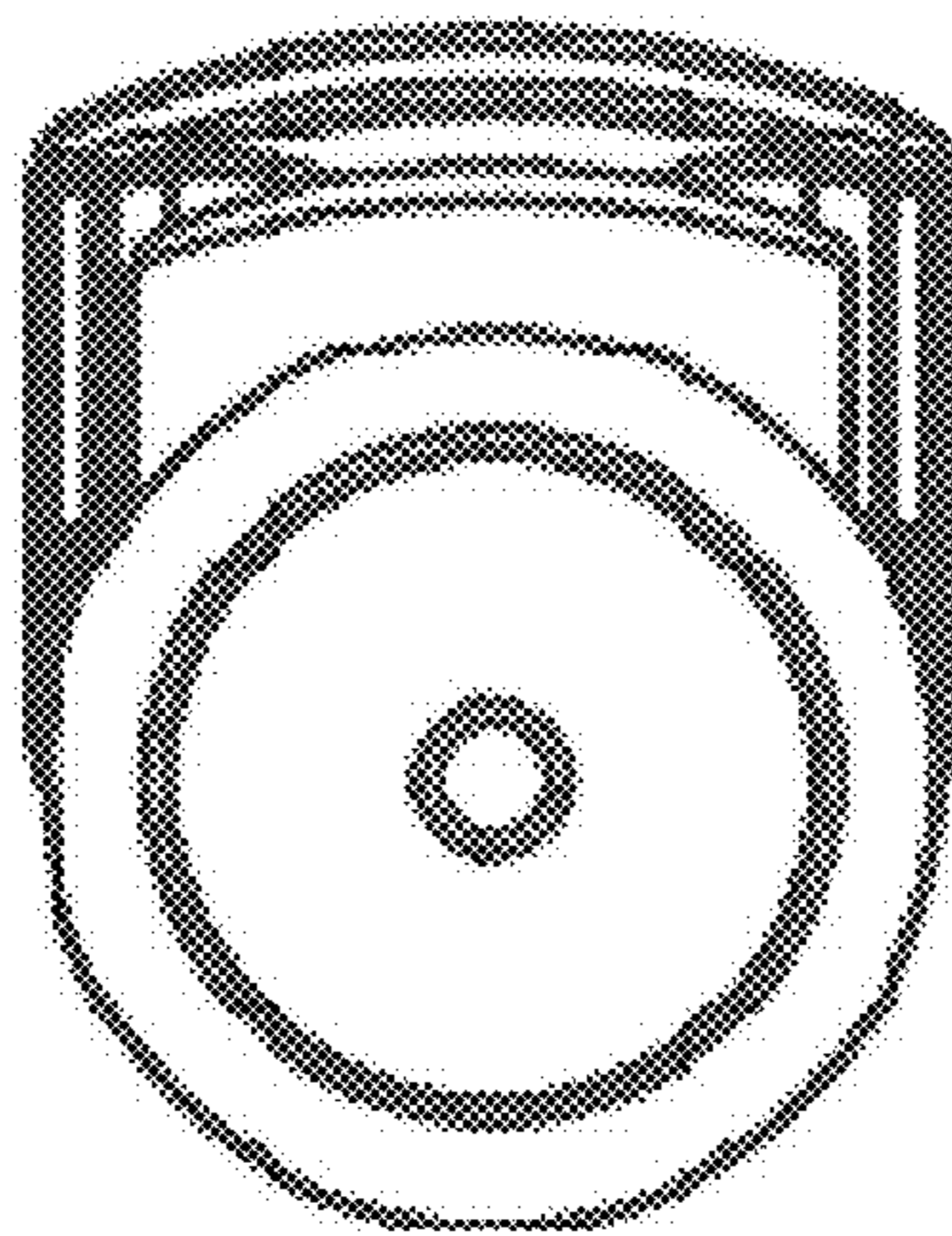


FIG. 15

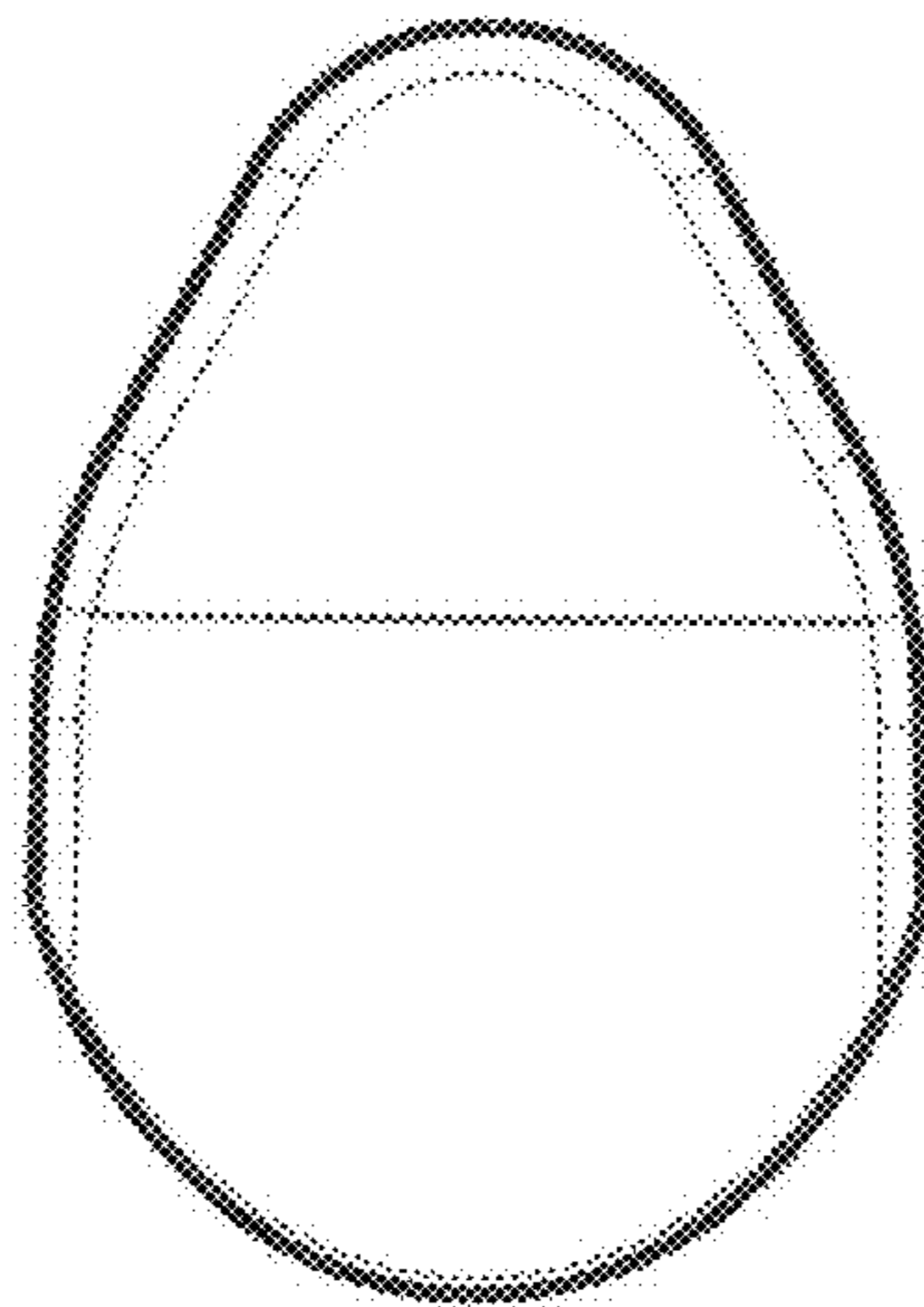


FIG. 16

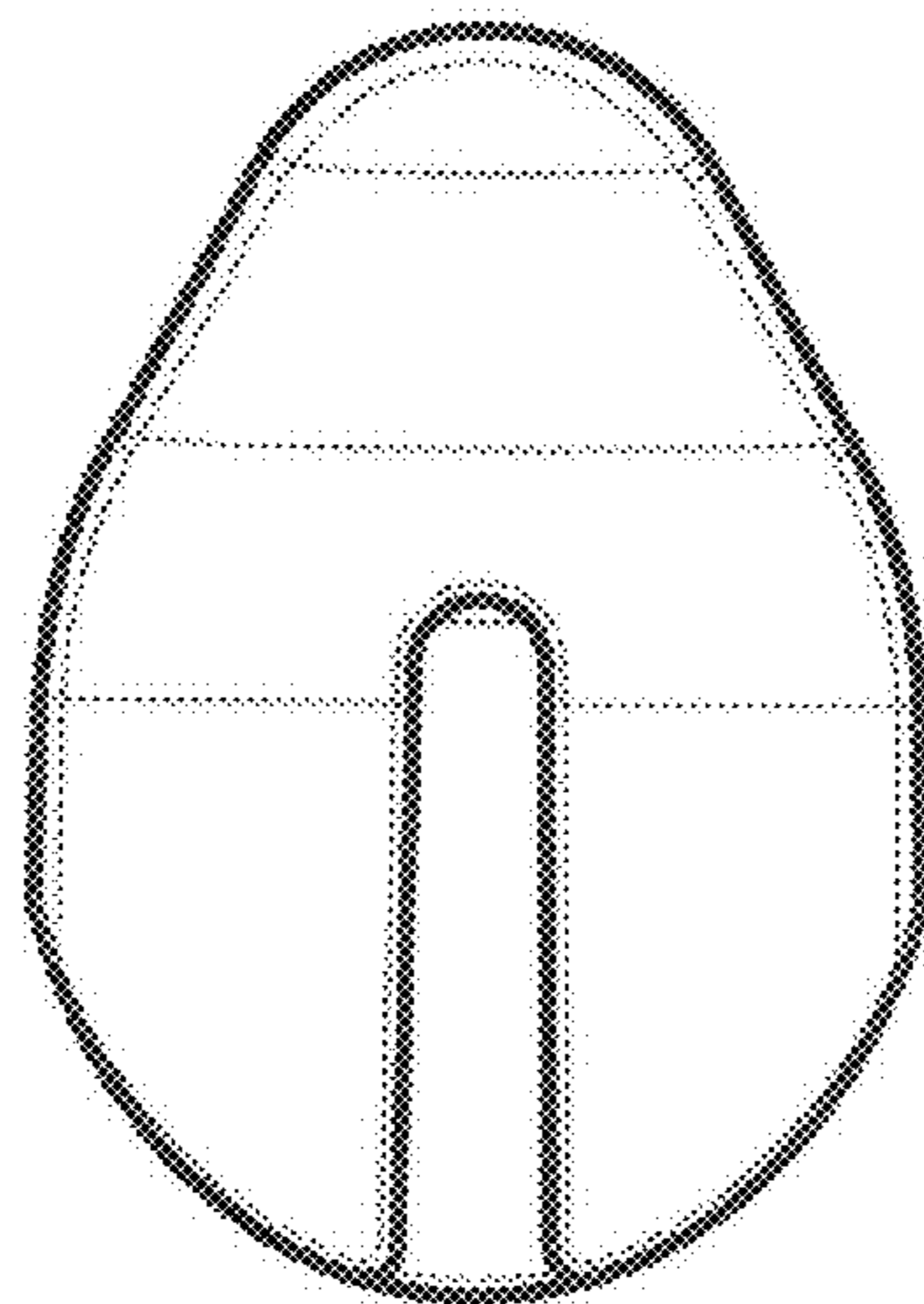


FIG. 17

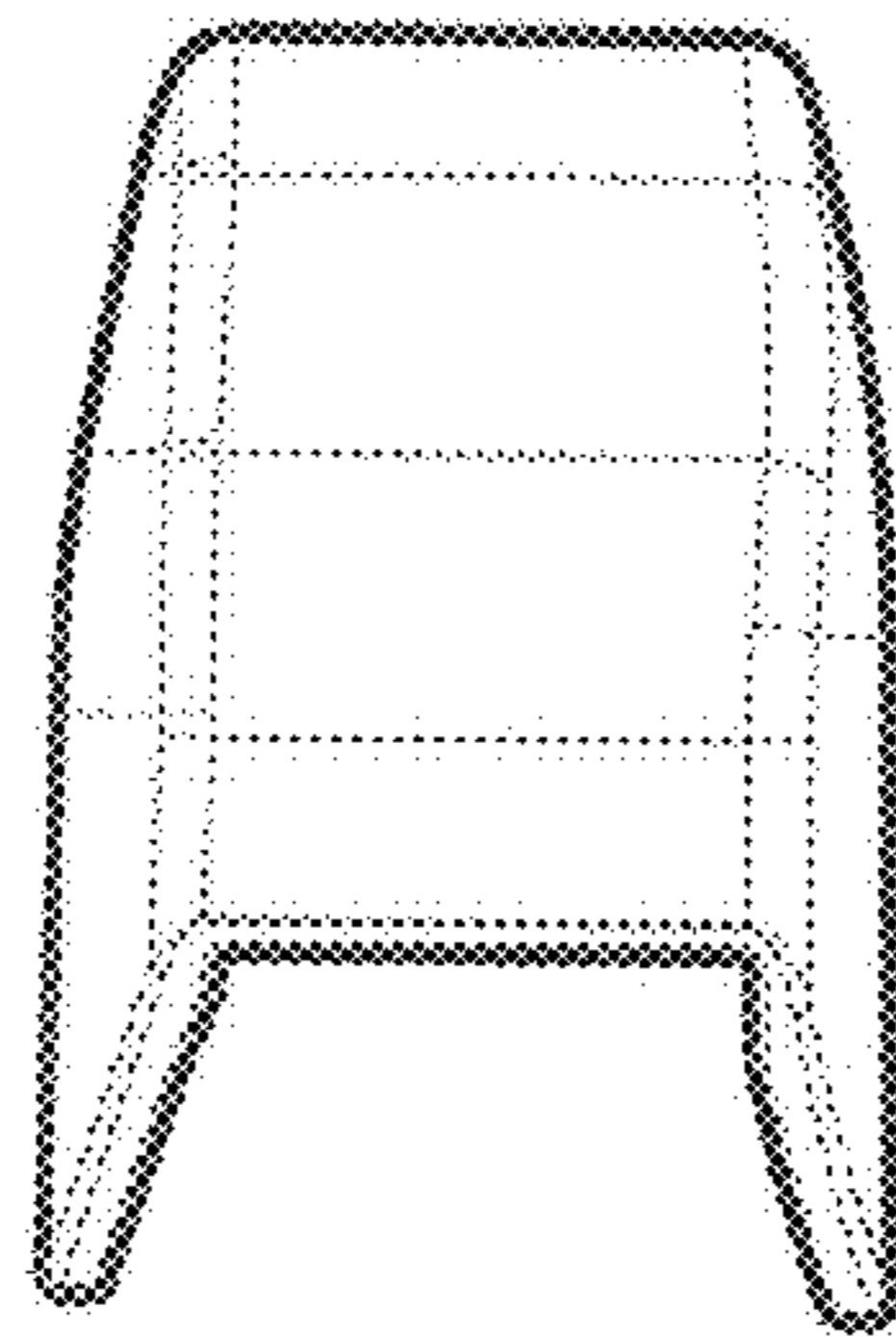


FIG. 18

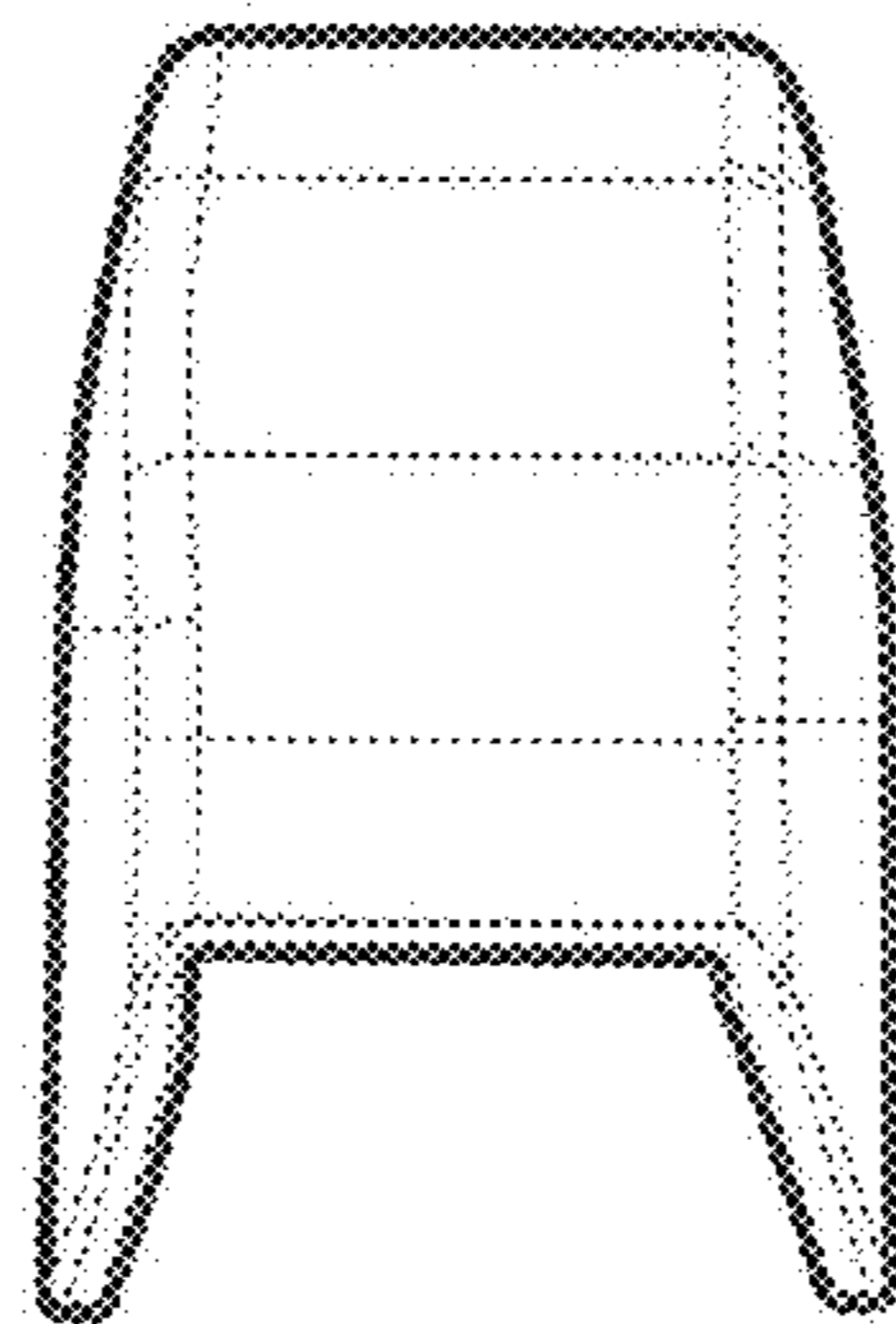




FIG. 19

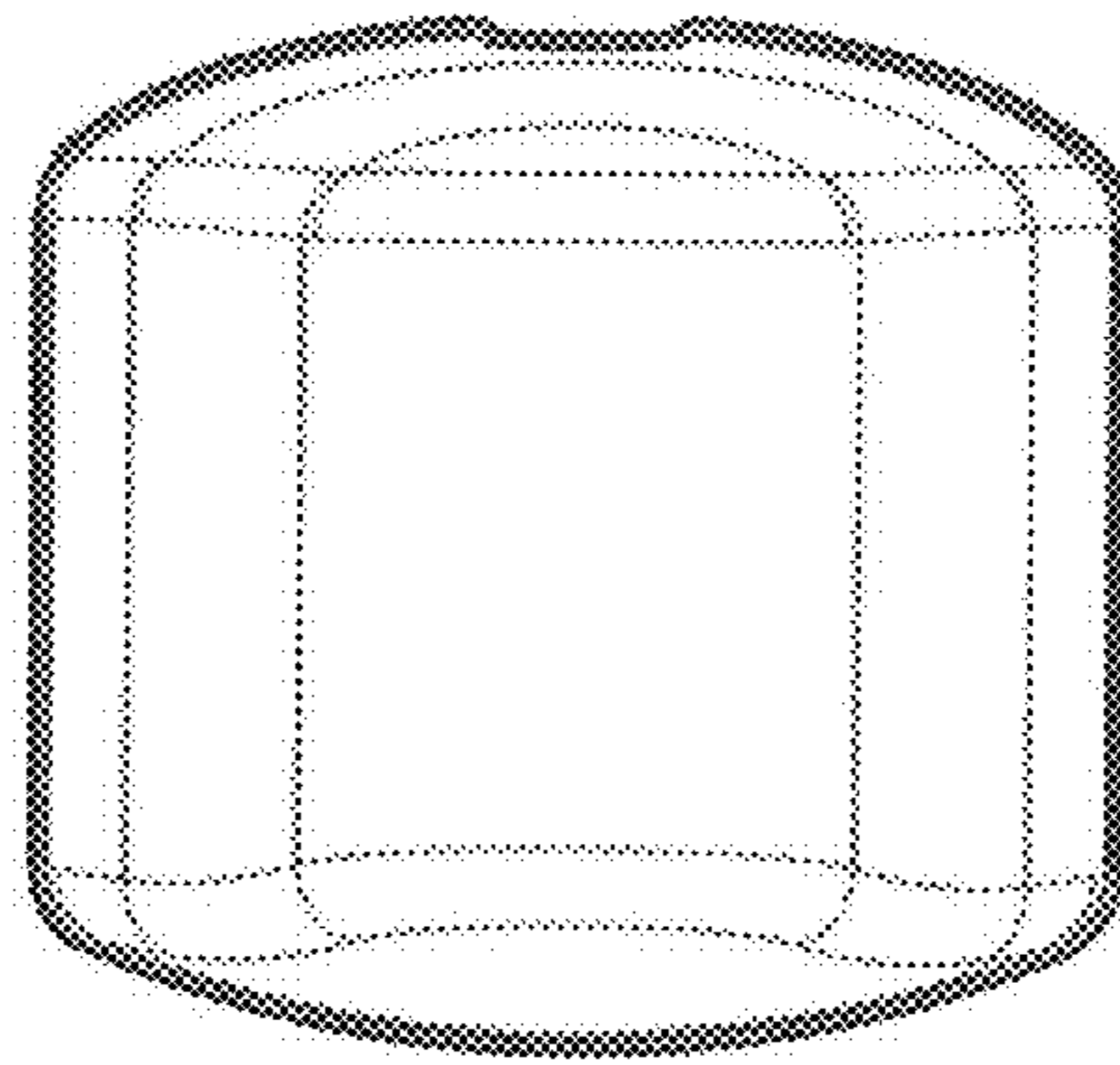


FIG. 20

