



US00D798603S

(12) **United States Design Patent** (10) **Patent No.:** **US D798,603 S**
Hwang (45) **Date of Patent:** **** Oct. 3, 2017**

- (54) **COSMETIC BRUSH**
- (71) Applicant: **F.S. KOREA INDUSTRIES INC.,**
Seoul (KR)
- (72) Inventor: **Jae Kwang Hwang,** Seoul (KR)
- (73) Assignee: **F.S. KOREA INDUSTRIES INC.,**
Dobong-Ro, Gangbuk-Gu, Seoul (KR)
- (**) Term: **15 Years**
- (21) Appl. No.: **29/548,181**
- (22) Filed: **Dec. 10, 2015**
- (30) **Foreign Application Priority Data**
Jun. 29, 2015 (KR) 30-2015-0032707
- (51) **LOC (10) Cl.** **04-02**
- (52) **U.S. Cl.**
USPC **D4/127**
- (58) **Field of Classification Search**
USPC D4/127, 130, 132, 134, 135, 136, 138,
D4/199; D18/15; D24/133; D28/7
CPC .. A46B 3/02; A46B 9/02; A46B 9/021; A46B
2200/1018; A46B 2200/1046
See application file for complete search history.

- (56) **References Cited**
U.S. PATENT DOCUMENTS
167,621 A * 9/1875 Robinson B41K 1/02
101/368
D33,992 S * 1/1901 Albright D4/127
949,642 A * 2/1910 Belknap 15/110
1,553,710 A * 9/1925 Muus A46B 11/0093
15/248.1
1,710,633 A * 4/1929 Marks B41K 1/40
101/105

- 1,739,211 A * 12/1929 Coddò A45D 27/04
132/289
- D96,694 S * 8/1935 Porter D4/135
- D96,695 S * 8/1935 Porter 15/143.1
- D154,426 S * 7/1949 Paulsen, Sr. D4/135
- 2,629,601 A * 2/1953 Rockola A63D 9/00
273/127 R
- 3,073,058 A * 1/1963 Lemelson A63H 5/00
446/188
- 6,314,604 B1 * 11/2001 Ahlstrom A46B 17/00
15/159.1
- D521,738 S * 5/2006 Huller D4/124
- D578,169 S * 10/2008 Hamilton D18/15
- D624,827 S * 10/2010 Hartman D9/668
- D719,219 S * 12/2014 Bibler D21/398
- D762,990 S * 8/2016 Hwang D4/138

FOREIGN PATENT DOCUMENTS

- KR 300834092.0000 * 1/2016
- * cited by examiner

Primary Examiner — Karen E. Eldridge Powers
(74) *Attorney, Agent, or Firm* — East West Law Group;
Heedong Chae

(57) **CLAIM**

The ornamental design for a cosmetic brush, as shown and described.

DESCRIPTION

FIG. 1 is a perspective view of a cosmetic brush showing my new design;
FIG. 2 is a front elevational view thereof;
FIG. 3 is a rear elevational view thereof;
FIG. 4 is a left side elevational view thereof;
FIG. 5 is a right side elevational view thereof;
FIG. 6 is a top plan view thereof; and,
FIG. 7 is a bottom plan view thereof.

1 Claim, 7 Drawing Sheets

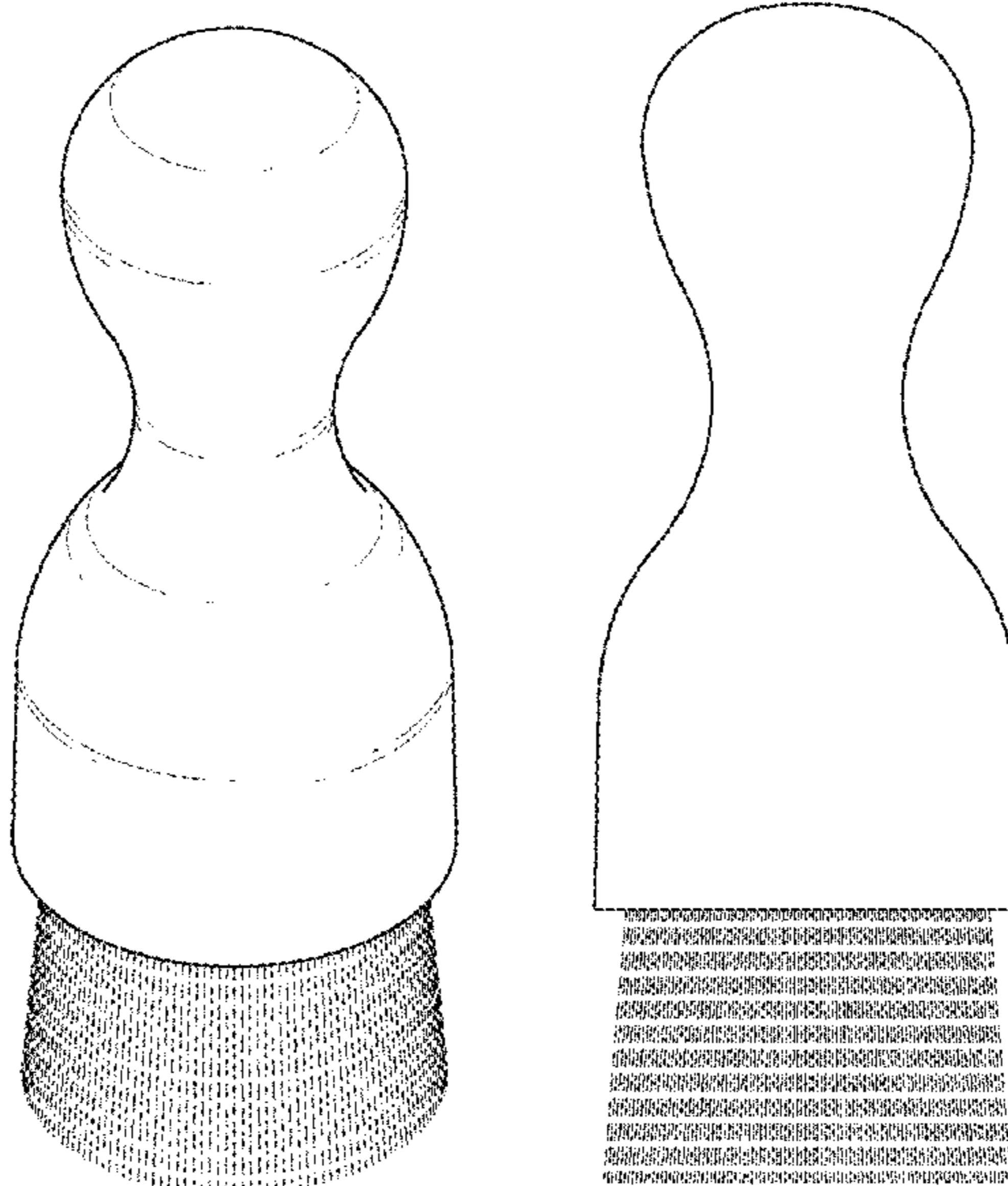


FIG. 1

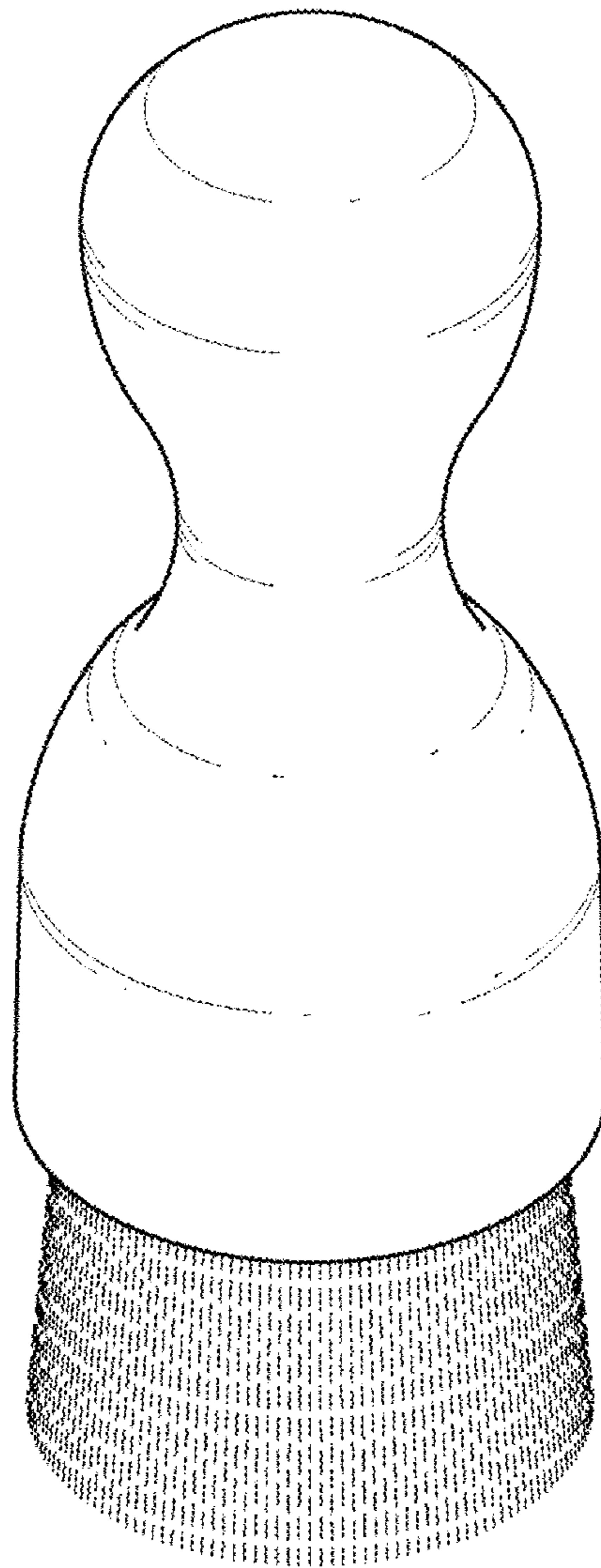


FIG. 2

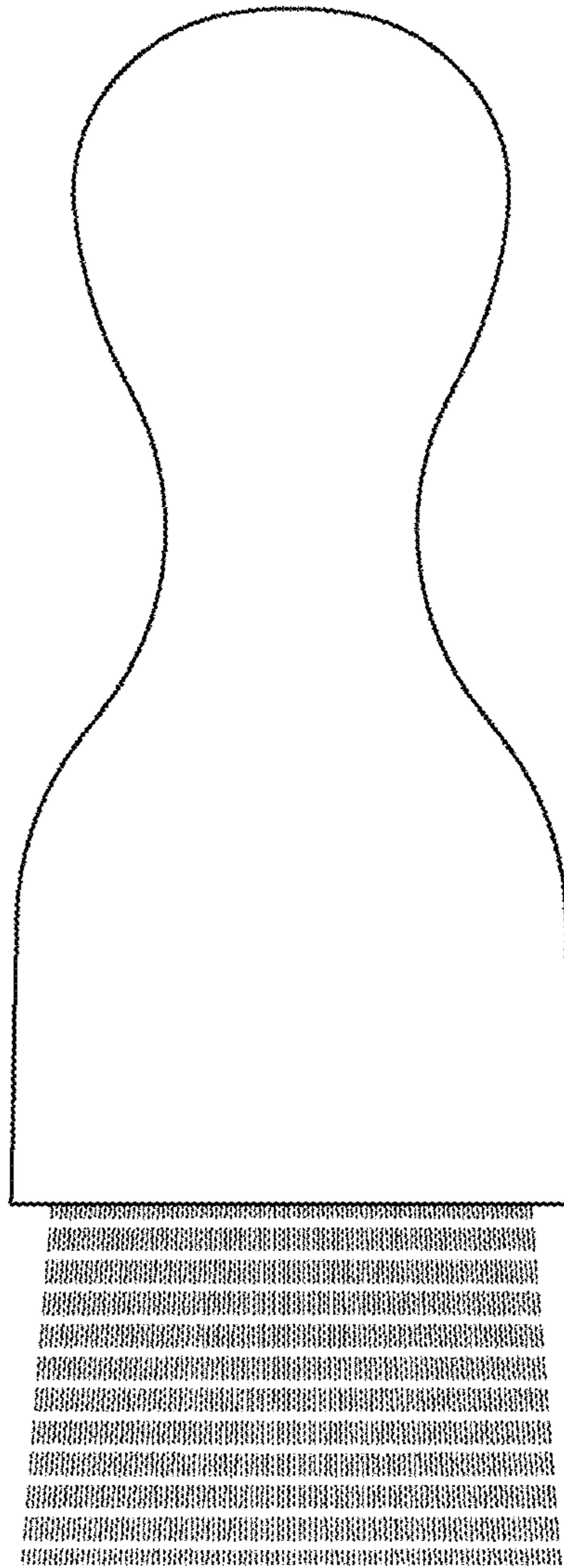


FIG. 3

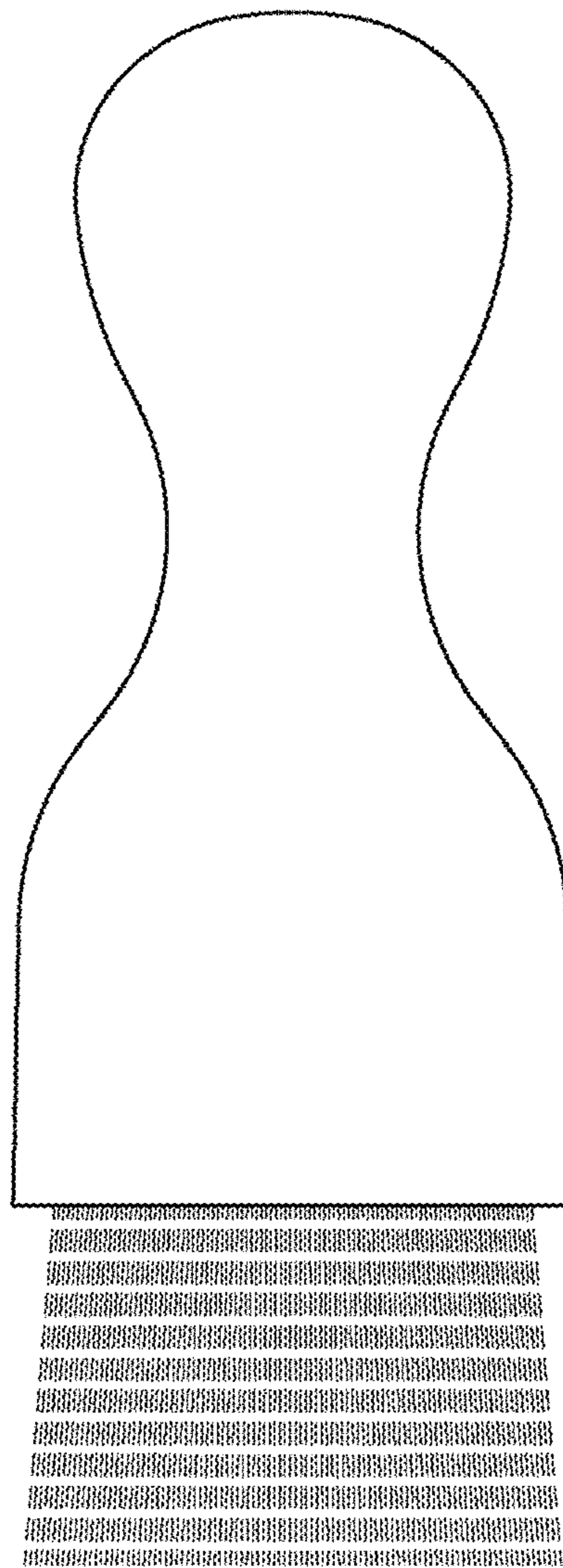


FIG. 4

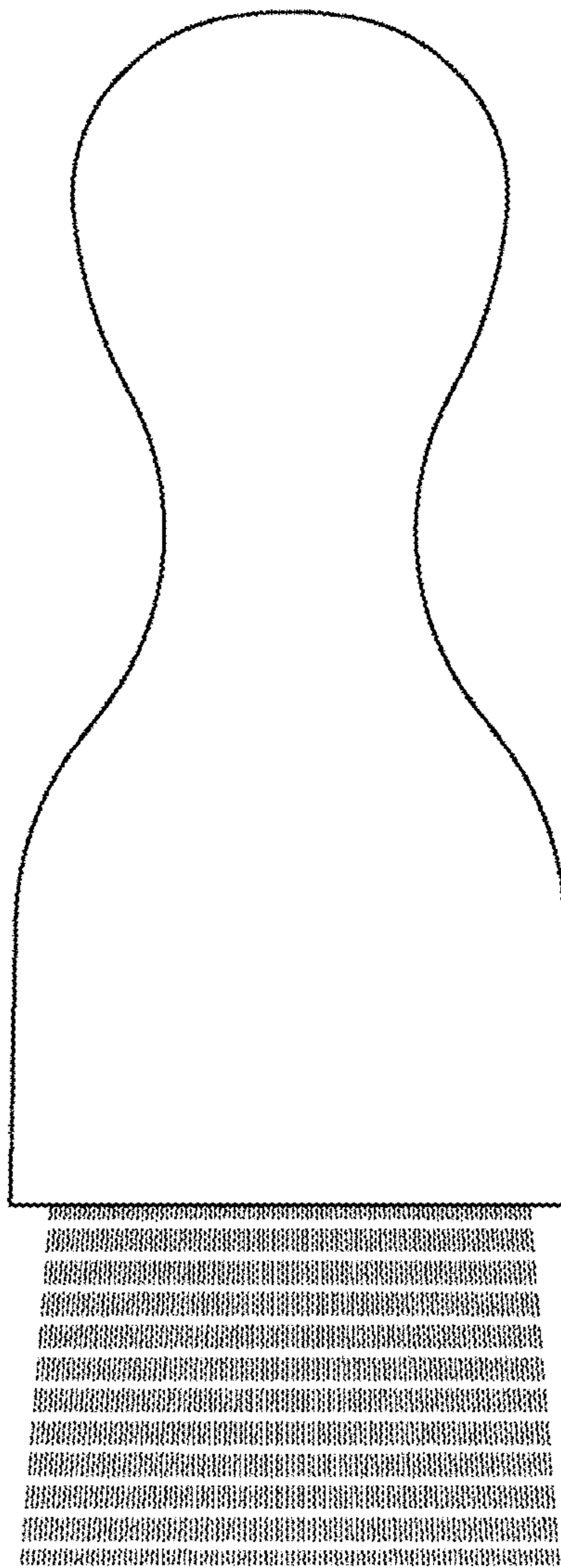


FIG. 5

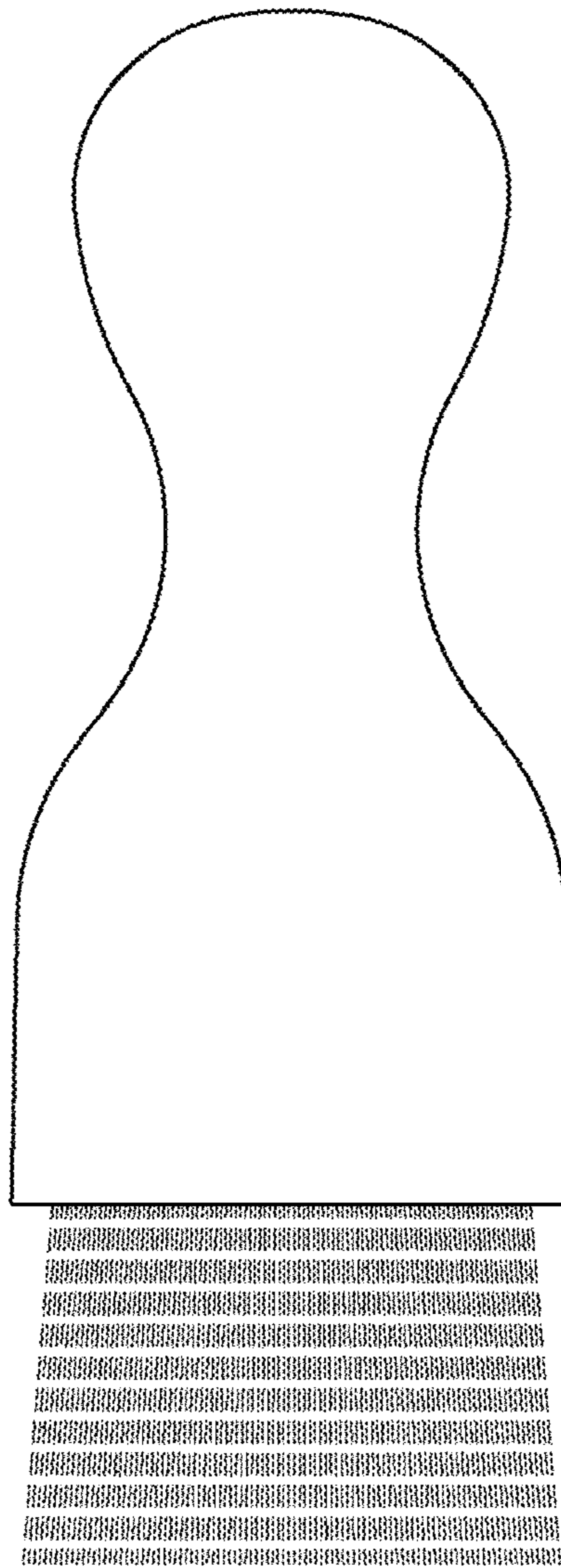


FIG. 6

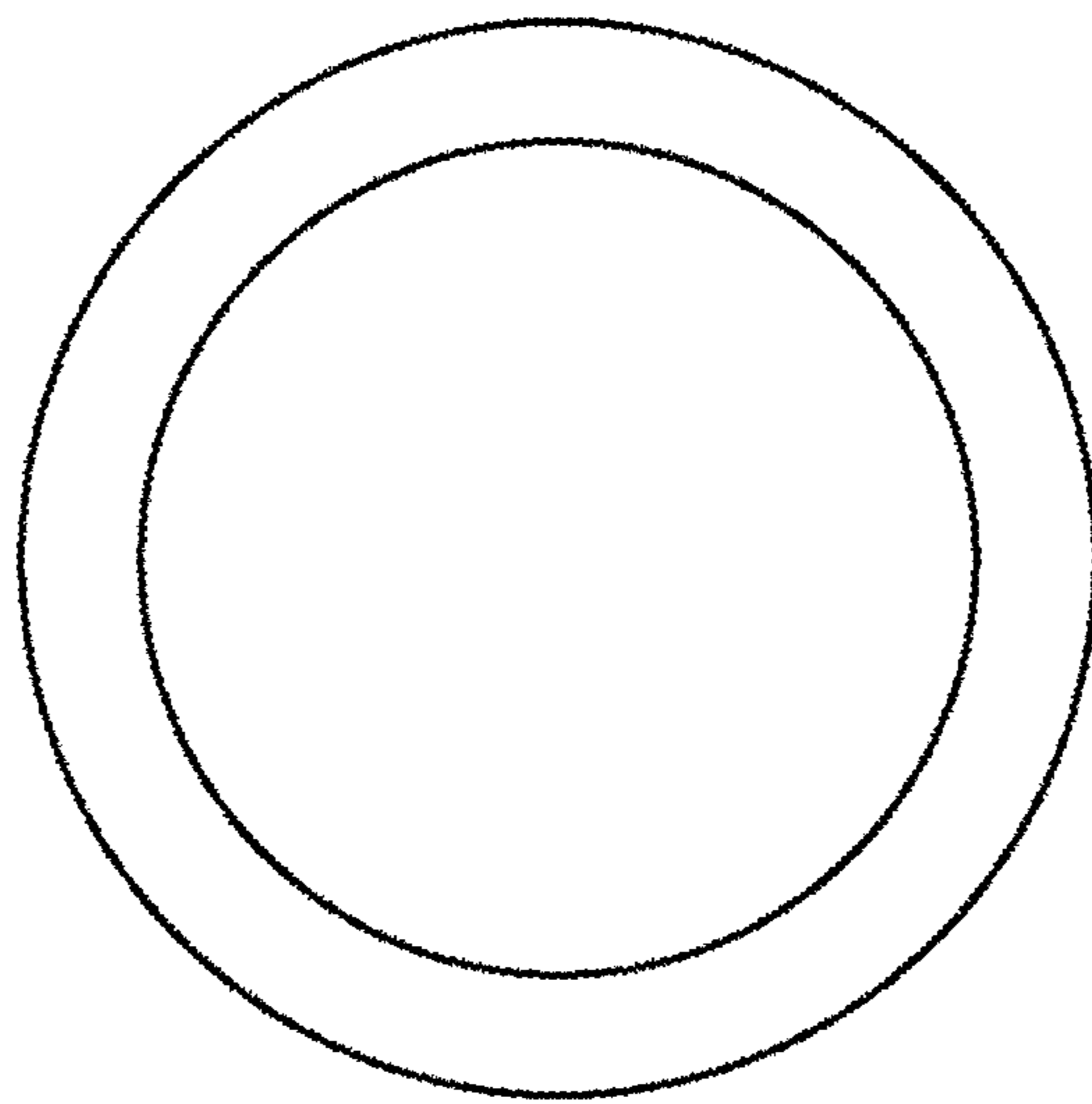


FIG. 7

