



US00D798600S

(12) **United States Design Patent** (10) **Patent No.:** **US D798,600 S**  
**Johnson** (45) **Date of Patent:** **\*\* Oct. 3, 2017**

(54) **SHOULDER STRAP SYSTEM FOR A BACKPACK**

(71) Applicant: **Under Armour, Inc.**, Baltimore, MD (US)

(72) Inventor: **Bradley Johnson**, Cockeysville, MD (US)

(73) Assignee: **Under Armour, Inc.**, Baltimore, MD (US)

(\*\*) Term: **15 Years**

(21) Appl. No.: **29/588,574**

(22) Filed: **Dec. 21, 2016**

**Related U.S. Application Data**

(62) Division of application No. 29/501,935, filed on Sep. 10, 2014, now Pat. No. Des. 778,051.

(51) **LOC (10) Cl.** ..... **03-01**

(52) **U.S. Cl.**  
USPC ..... **D3/318**

(58) **Field of Classification Search**  
USPC ..... D3/201, 215, 216, 217, 318, 321, 327, D3/283; 150/100, 101, 102, 104, 154; 224/153  
CPC .... A45F 3/00; A45F 3/04; A45F 3/042; A45F 3/047; A45F 3/06; A45F 3/10; A45F 3/12; A45F 3/14; A45F 3/02; A45F 2003/006; A45F 2003/008; A45F 2003/122; A45F 2003/125; A45F 2003/144

See application file for complete search history.

(56) **References Cited**

**U.S. PATENT DOCUMENTS**

3,957,183 A 5/1976 Gadberry  
4,133,464 A 1/1979 Kelty  
5,725,139 A 3/1998 Smith

5,954,253 A 9/1999 Swetish  
6,607,108 B2 8/2003 Mydans  
7,287,677 B2 10/2007 Reid  
7,997,466 B2 8/2011 Fidrych et al.  
D655,089 S 3/2012 Gingo  
D692,654 S \* 11/2013 Irwin ..... A47L 13/22 D3/217  
8,740,028 B2 6/2014 Hairston et al.  
D709,689 S 7/2014 Brunazzi et al.  
D713,139 S 9/2014 Ford  
9,254,030 B2 \* 2/2016 Terry ..... A45F 3/08  
9,364,072 B2 \* 6/2016 Hairston ..... A45F 3/04  
D771,372 S \* 11/2016 Kelly ..... D3/217  
D777,420 S \* 1/2017 Kelly ..... D3/217  
D778,051 S \* 2/2017 Johnson ..... D3/318

(Continued)

**FOREIGN PATENT DOCUMENTS**

WO 2011150372 A1 5/2011

*Primary Examiner* — Rosemary K Tarcza

*Assistant Examiner* — Christy Nemeth

(74) *Attorney, Agent, or Firm* — Edell, Shapiro & Finnan, LLC

(57) **CLAIM**

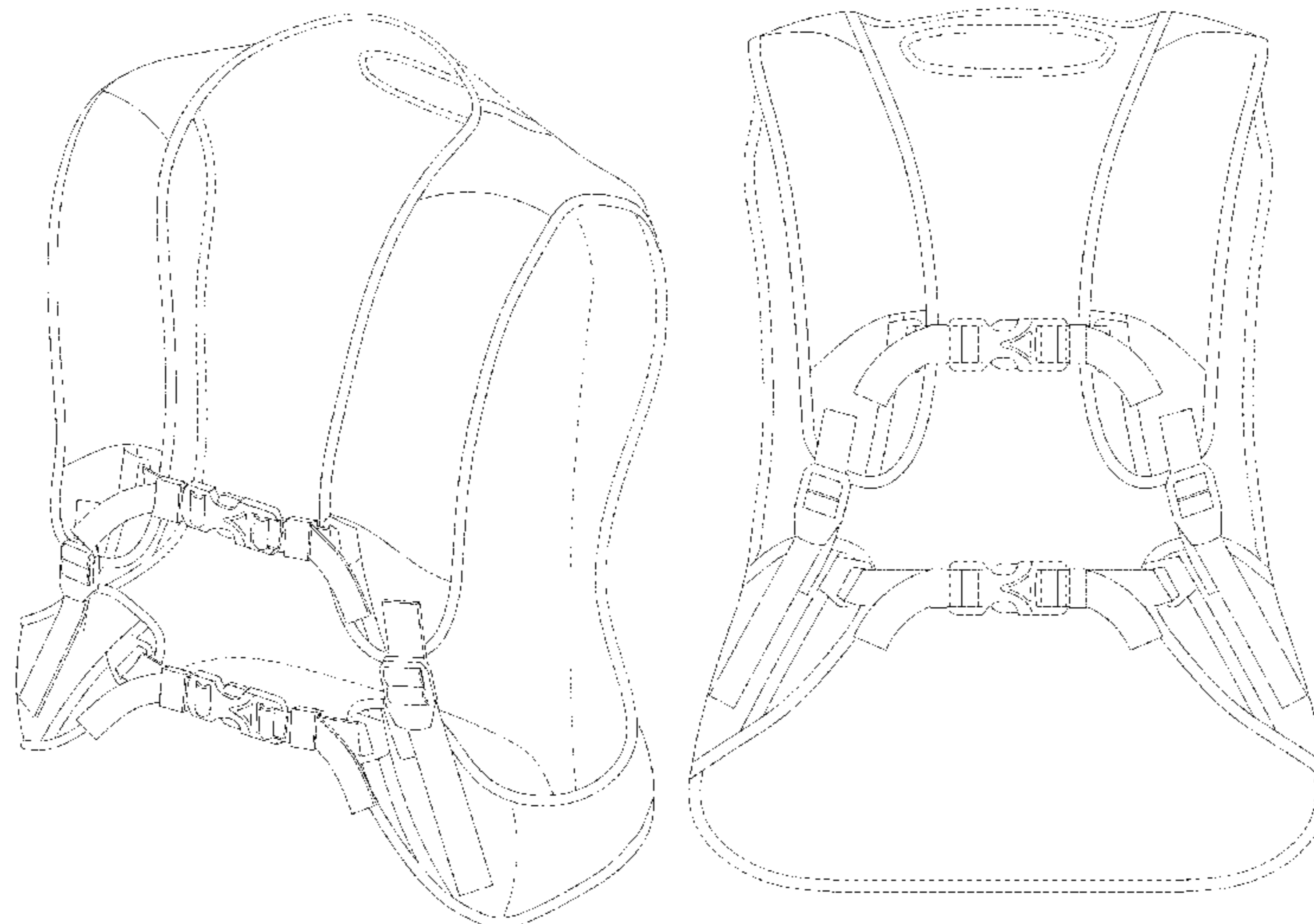
The ornamental design for a shoulder strap system for a backpack, as shown and described.

**DESCRIPTION**

FIG. 1 is a front perspective view of a shoulder strap system for a backpack showing my new design; FIG. 2 is a rear perspective view thereof; FIG. 3 is a rear elevation view thereof; FIG. 4 is a front elevation view thereof; FIG. 5 is right side elevation view thereof; FIG. 6 is a left side elevation view thereof; FIG. 7 is a top view thereof; and, FIG. 8 is a bottom view thereof.

The broken line illustration of environmental structure in the drawings is not part of the claimed design.

**1 Claim, 8 Drawing Sheets**



(56)

**References Cited**

U.S. PATENT DOCUMENTS

D780,454 S \* 3/2017 Zwetzig ..... D3/318  
D781,573 S \* 3/2017 Kelly ..... D3/217  
9,636,875 B2 \* 5/2017 Hairston ..... B29C 70/34  
2006/0000856 A1 \* 1/2006 West ..... A45F 3/04  
224/148.2  
2006/0102675 A1 5/2006 Bezak et al.  
2006/0289586 A1 12/2006 Gregory  
2010/0243693 A1 9/2010 Terry et al.  
2011/0278338 A1 11/2011 Darnell, II et al.  
2012/0031936 A1 \* 2/2012 Hairston ..... A45F 3/04  
224/153  
2012/0145018 A1 6/2012 Elkinson et al.  
2012/0205409 A1 \* 8/2012 Quartarone, III ..... A45F 3/04  
224/259  
2012/0227209 A1 9/2012 Vinson  
2013/0119101 A1 \* 5/2013 Hachisuka ..... A01D 34/902  
224/261  
2014/0069978 A1 \* 3/2014 Callison ..... A45F 3/14  
224/628

\* cited by examiner

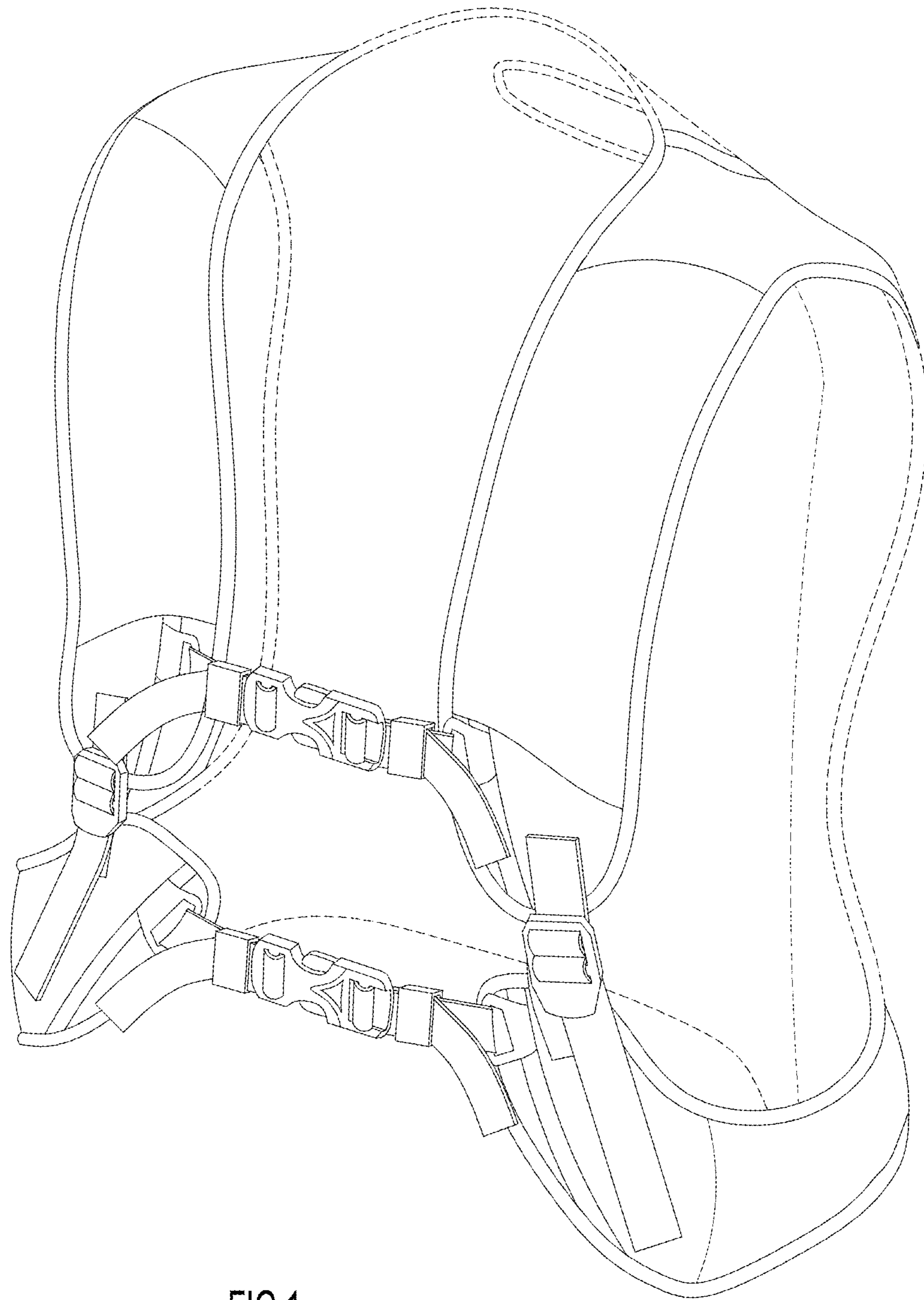


FIG.1

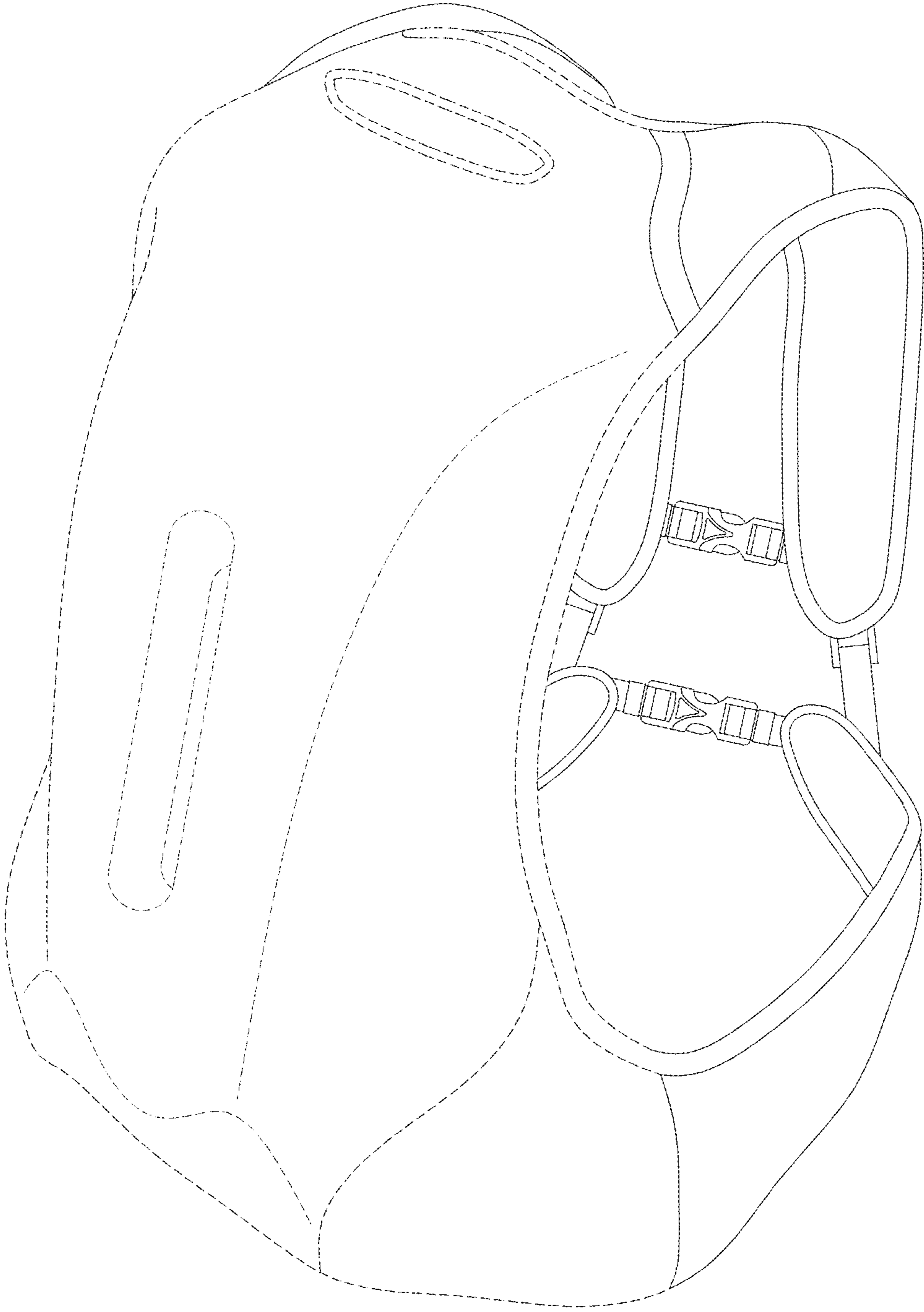


FIG.2

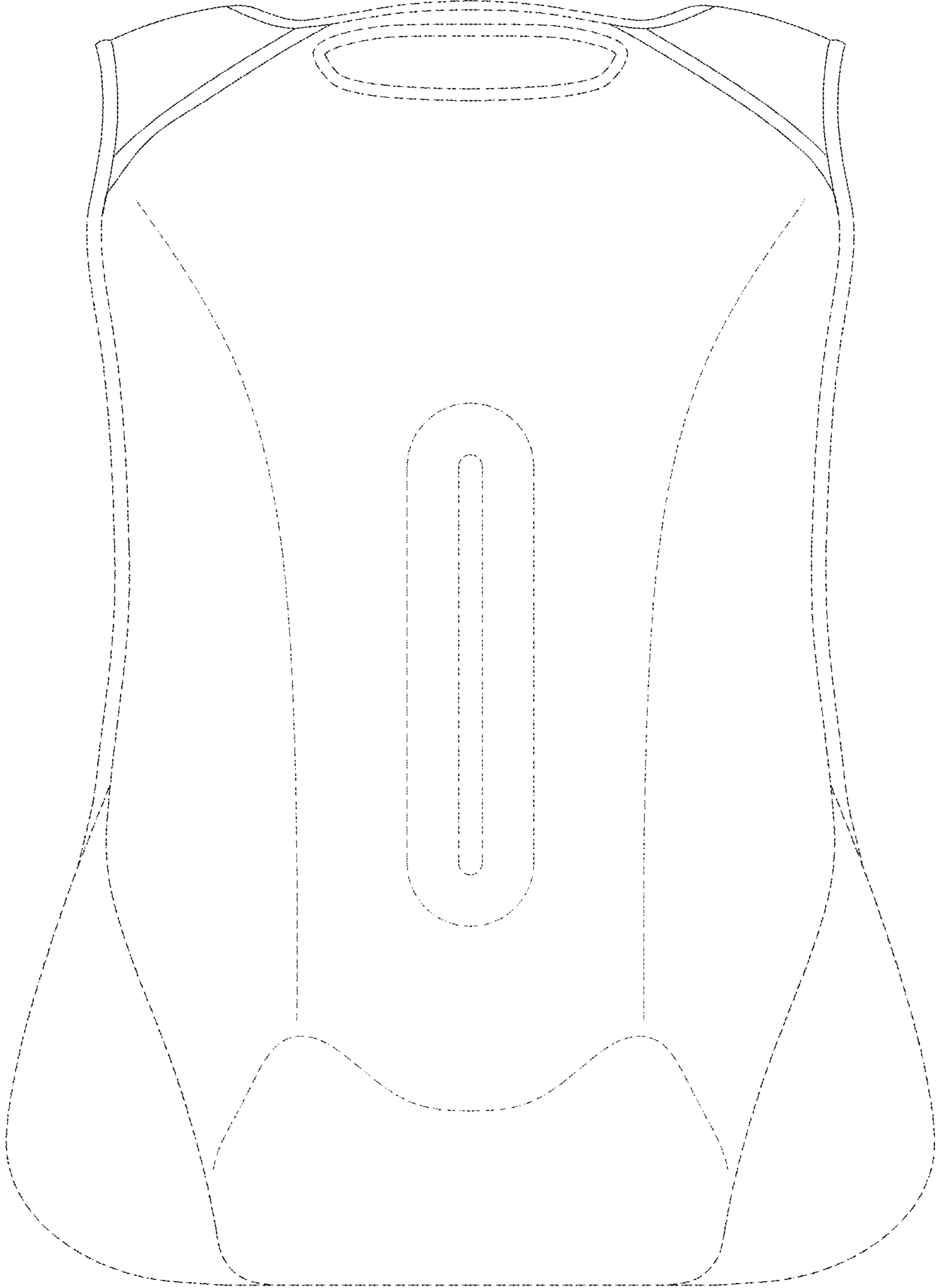


FIG.3

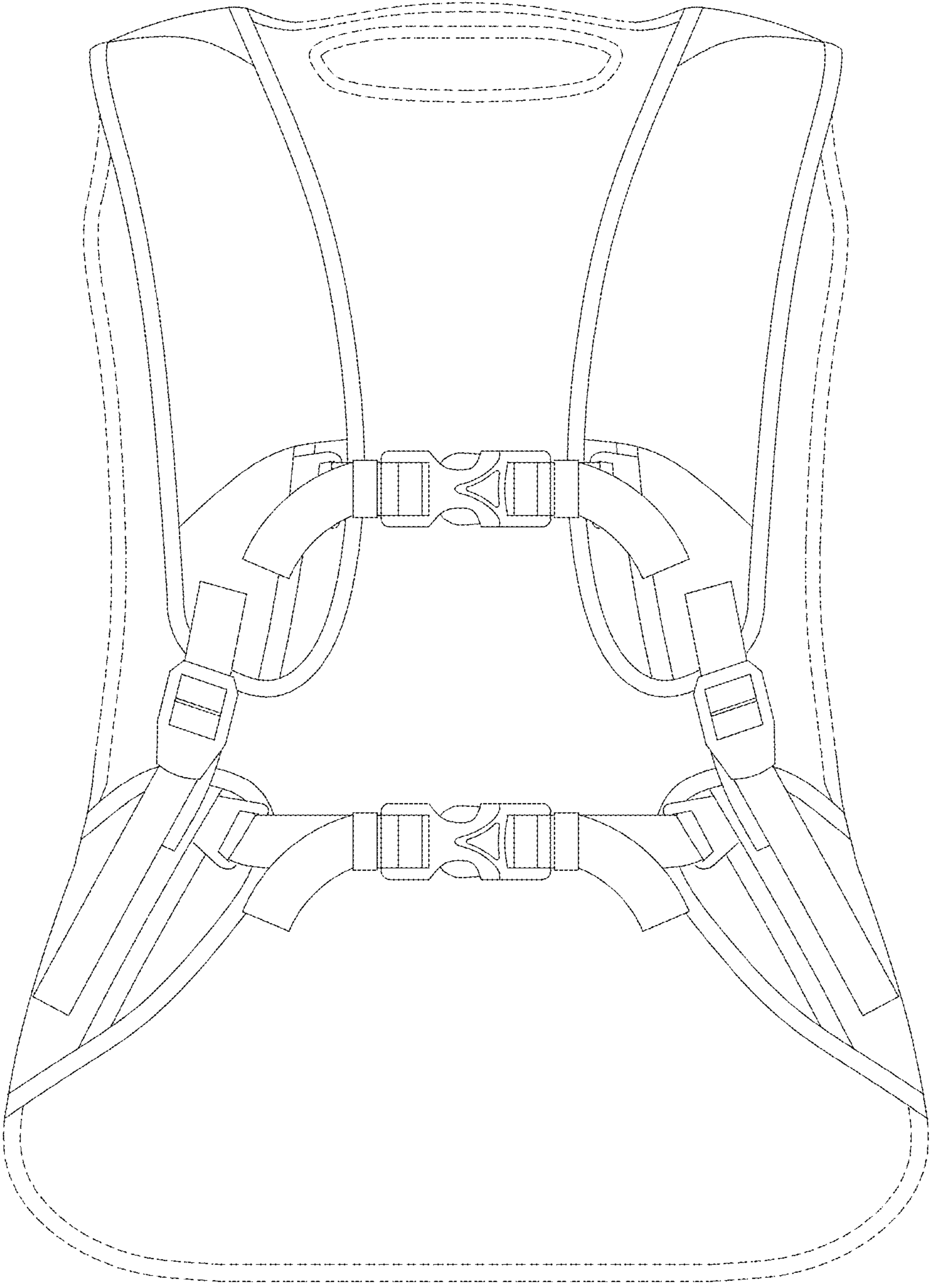


FIG.4

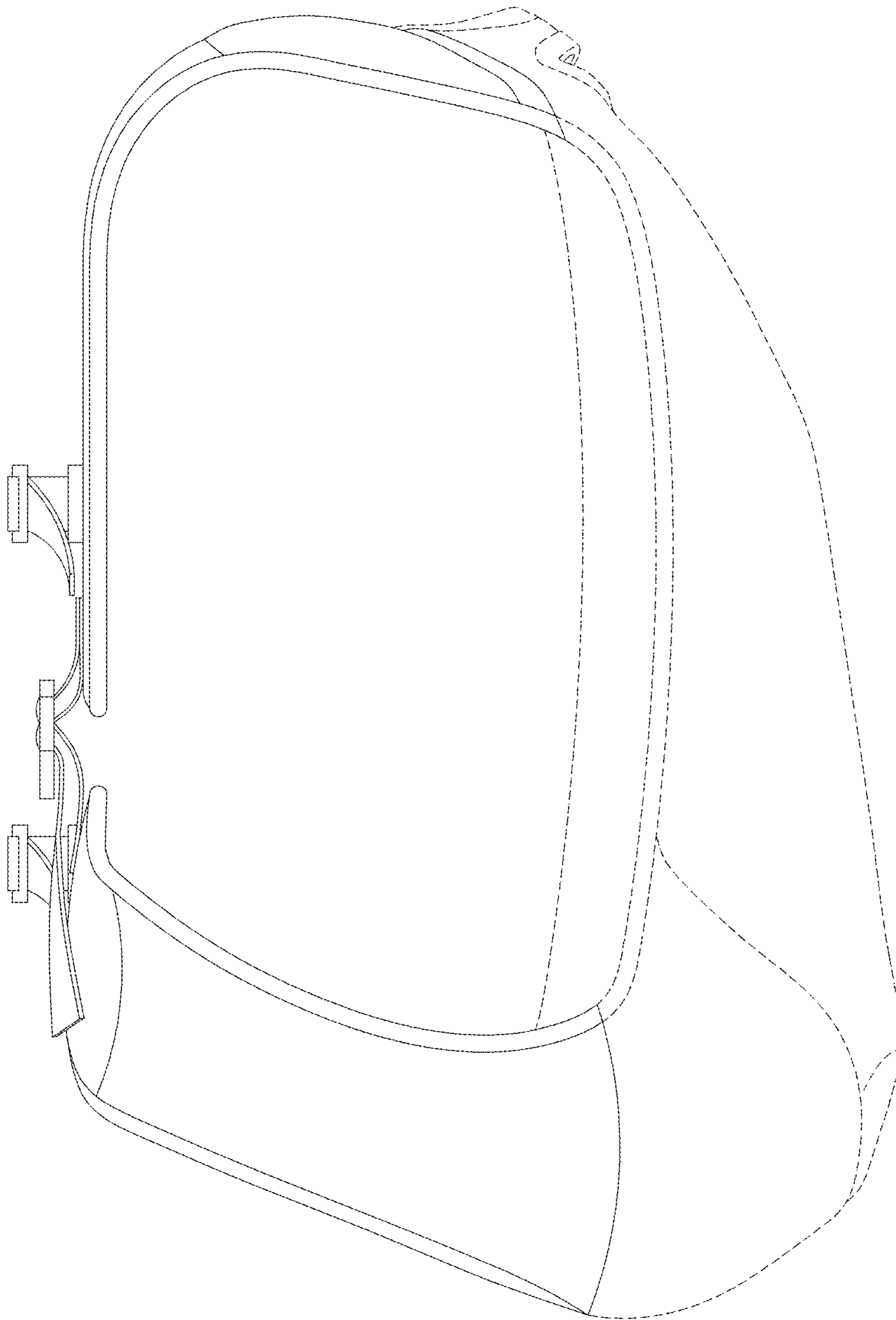


FIG.5

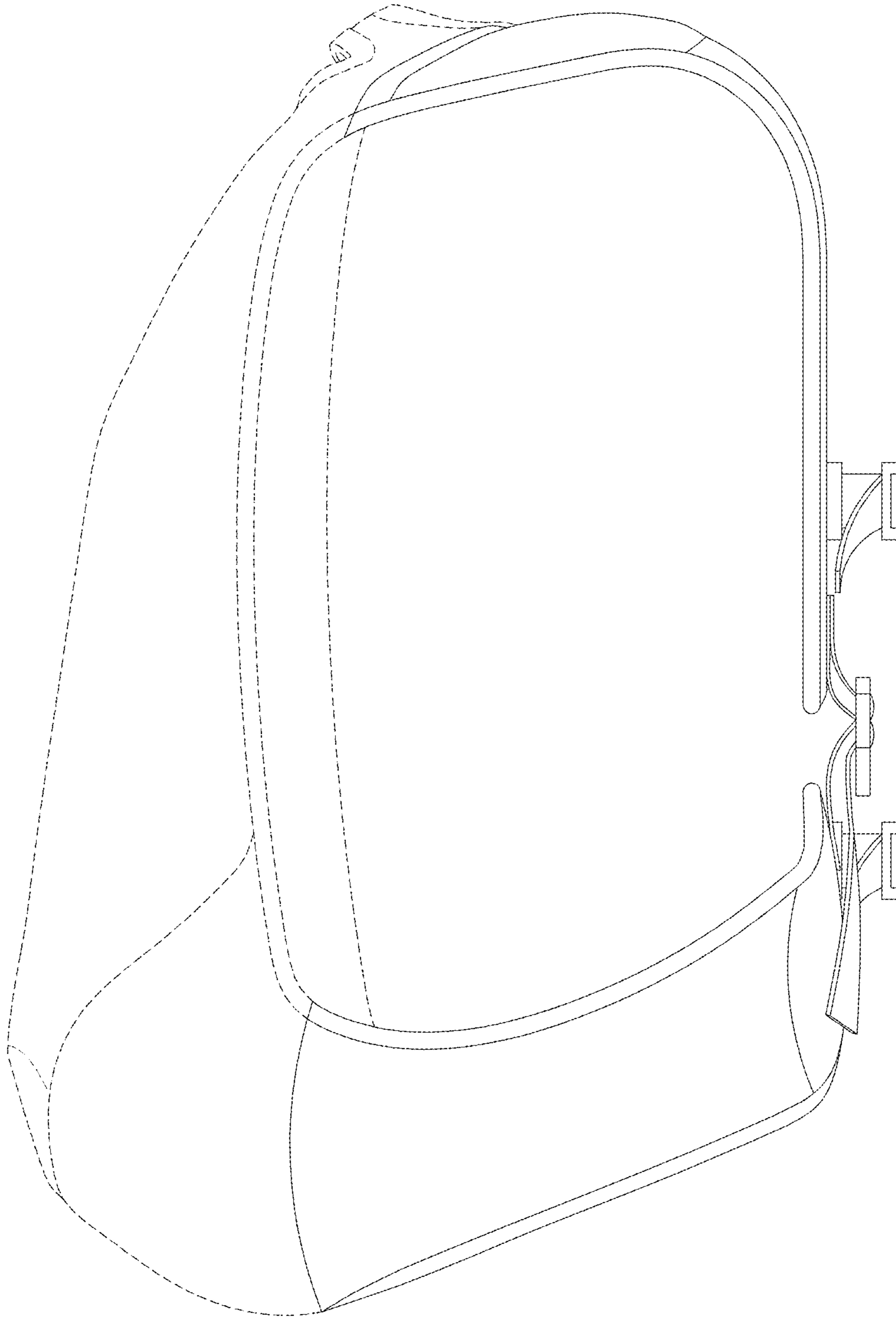


FIG.6



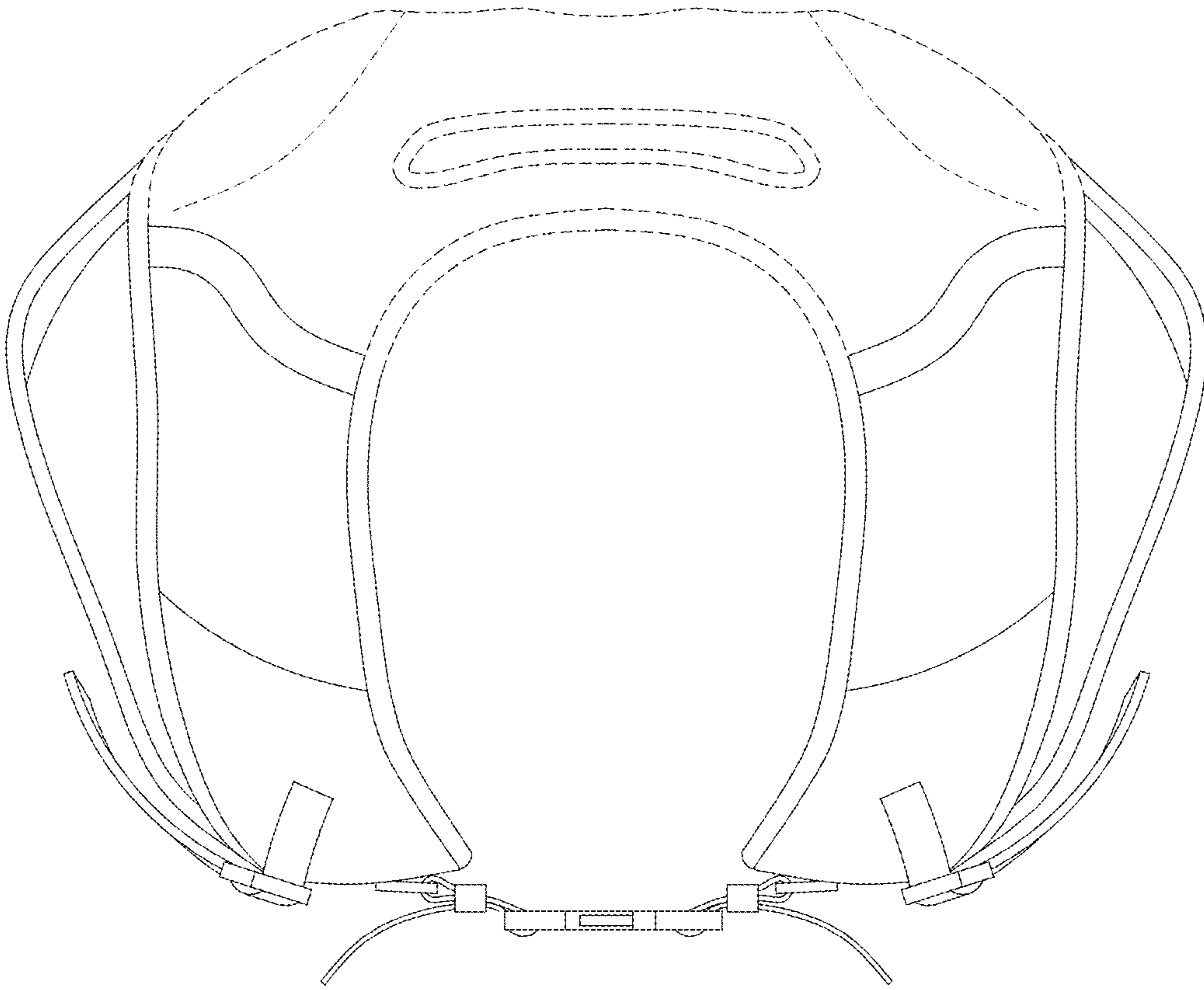


FIG.7

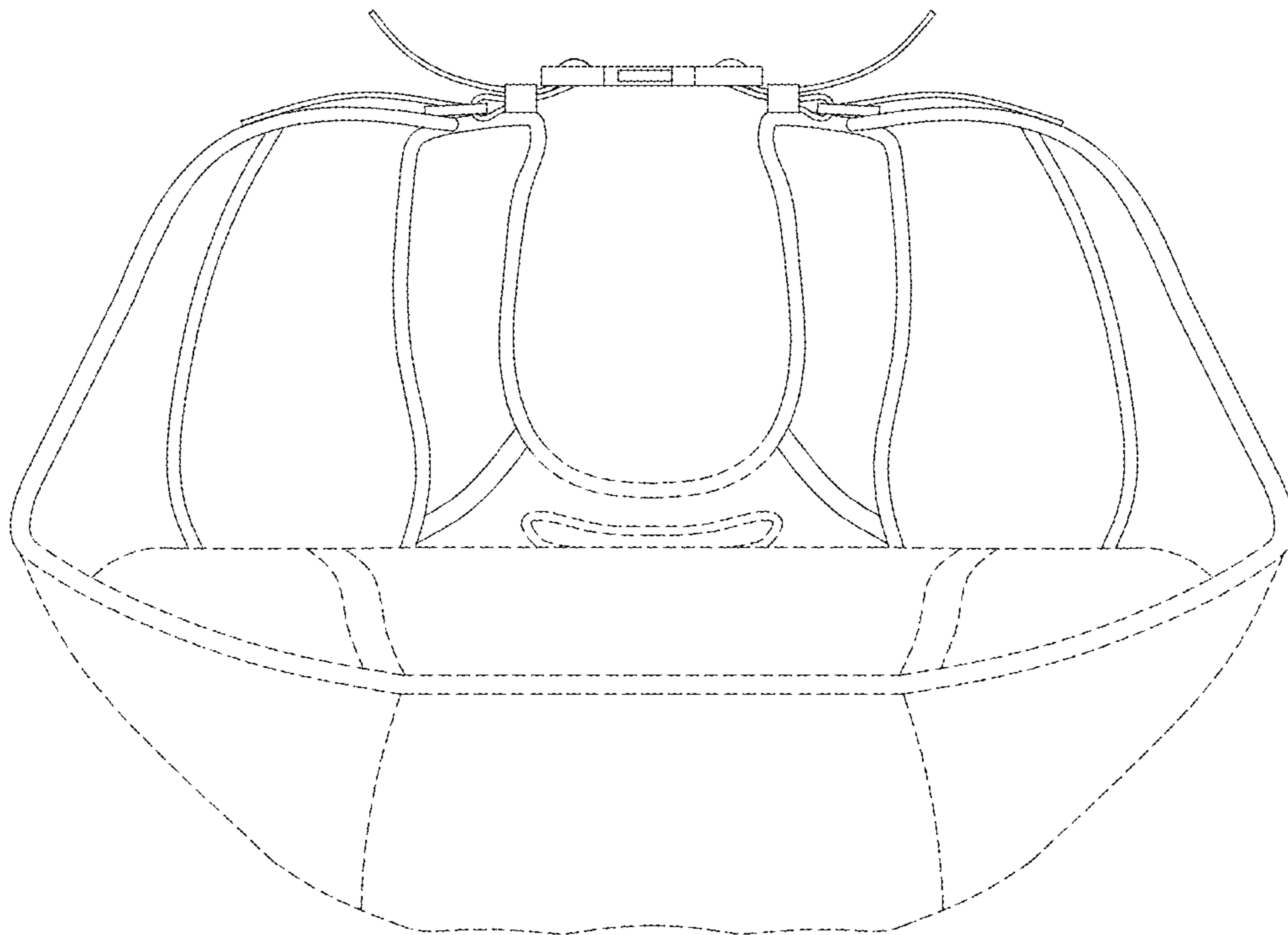


FIG.8