



US00D798596S

(12) **United States Design Patent** (10) **Patent No.:** **US D798,596 S**  
**Kataoka et al.** (45) **Date of Patent:** **\*\* Oct. 3, 2017**

(54) **STORAGE CASE**

(71) Applicants: **Fuminori Kataoka**, Nisshin (JP);  
**Norihide Umeyama**, Nisshin (JP);  
**Toshifumi Nishijima**, Kasugai (JP);  
**Hiromi Tonegawa**, Okazaki (JP);  
**Shigeyuki Susaki**, Nagoya (JP);  
**Hiroshi Okamoto**, Nagoya (JP);  
**Nobuaki Kuwata**, Nagoya (JP); **Keizou Tanaka**, Nagoya (JP)

(72) Inventors: **Fuminori Kataoka**, Nisshin (JP);  
**Norihide Umeyama**, Nisshin (JP);  
**Toshifumi Nishijima**, Kasugai (JP);  
**Hiromi Tonegawa**, Okazaki (JP);  
**Shigeyuki Susaki**, Nagoya (JP);  
**Hiroshi Okamoto**, Nagoya (JP);  
**Nobuaki Kuwata**, Nagoya (JP); **Keizou Tanaka**, Nagoya (JP)

(73) Assignee: **Toyota Jidosha Kabushiki Kaisha** (JP)

(\*\*) Term: **15 Years**

(21) Appl. No.: **29/559,489**

(22) Filed: **Mar. 29, 2016**

(30) **Foreign Application Priority Data**

Oct. 27, 2015 (JP) ..... 2015-023849

(51) **LOC (10) Cl.** ..... **03-01**

(52) **U.S. Cl.**  
USPC ..... **D3/289**

(58) **Field of Classification Search**  
USPC ..... D3/203.1, 203.6, 271.9, 273, 274, 276,  
D3/283, 284, 285, 286, 287, 290, 301,  
D3/901, 902, 303; D7/607  
CPC ..... A45C 3/00; A45C 2003/007; A45C  
2003/008; A45C 2200/20; A45C 13/02;  
A45C 2011/001; A45C 2011/003  
See application file for complete search history.

(56) **References Cited**

U.S. PATENT DOCUMENTS

D209,863 S \* 1/1968 Menschik ..... D3/303  
D234,377 S \* 2/1975 Gallasch ..... D3/289  
D281,121 S \* 10/1985 Cunliffe ..... D3/208

(Continued)

OTHER PUBLICATIONS

Alibaba, "Languo New fruit shape pencil pouch zipper PU school pencil case for school office", First sold on Nov. 29, 2016. Accessed on Mar. 1, 2017. ([https://www.alibaba.com/product-detail/Languo-New-fruit-shape-pencil-pouch\\_60521342127.html?s=p](https://www.alibaba.com/product-detail/Languo-New-fruit-shape-pencil-pouch_60521342127.html?s=p)).\*

(Continued)

*Primary Examiner* — Jennifer Rivard

*Assistant Examiner* — April Rivas

(74) *Attorney, Agent, or Firm* — Saidman DesignLaw Group, LLC

(57) **CLAIM**

The ornamental design for a storage case, as shown and described.

**DESCRIPTION**

FIG. 1 is a front right perspective view of a storage case showing our new design;

FIG. 2 is a rear right perspective view thereof;

FIG. 3 is a front view thereof;

FIG. 4 is a rear view thereof;

FIG. 5 is a top view thereof;

FIG. 6 is a bottom view thereof;

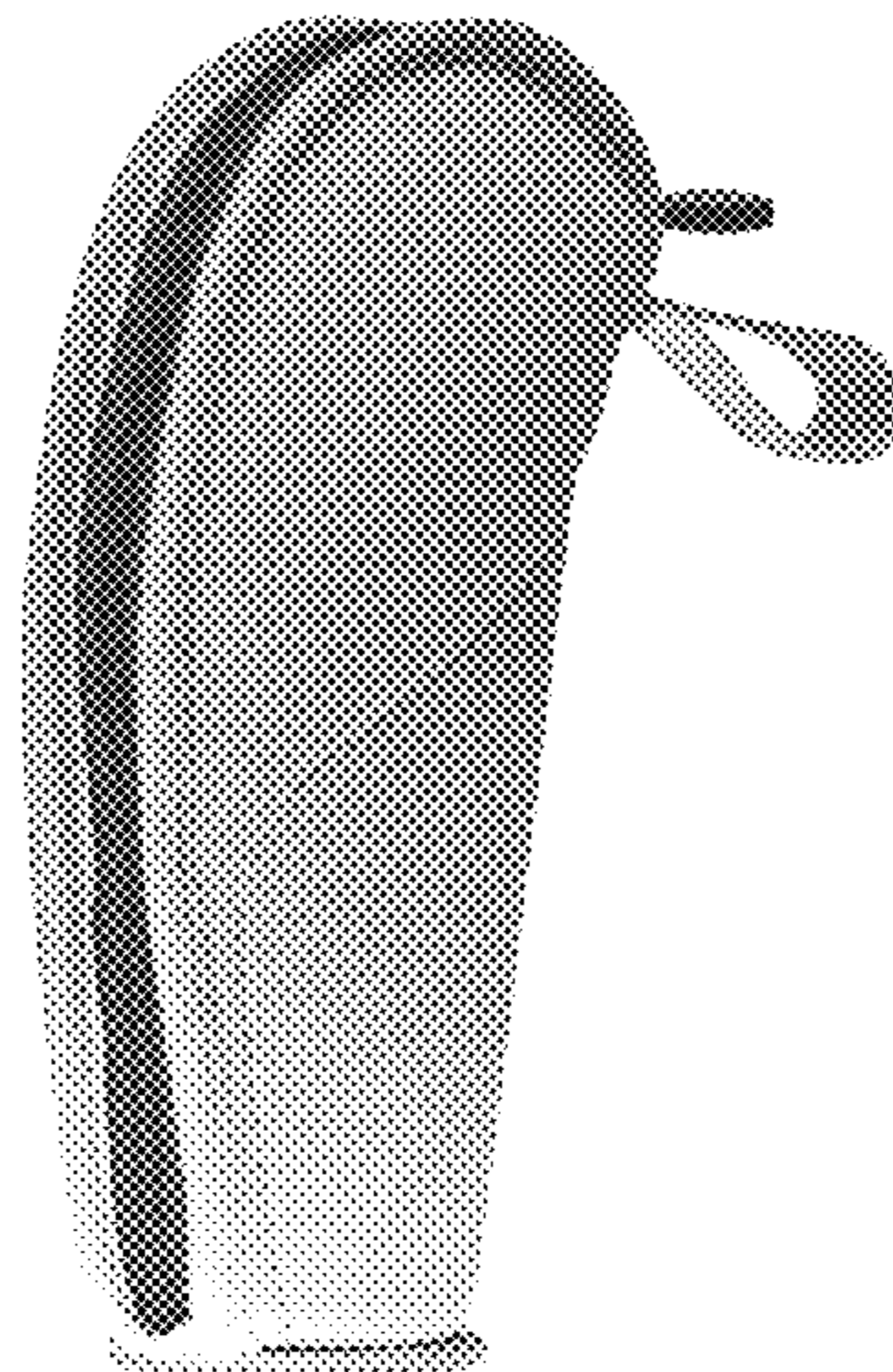
FIG. 7 is a left side view thereof; and,

FIG. 8 is a right side view thereof.

The drawings include shadows and reflections which indicate contour, not surface ornamentation.

The broken lines illustrate portions of the storage case and form no part of the claimed design.

**1 Claim, 8 Drawing Sheets**



(56)

**References Cited**

U.S. PATENT DOCUMENTS

D289,128 S *	4/1987	Bradshaw .....	D3/276
D377,861 S *	2/1997	Jacober .....	D3/203.1
D409,834 S *	5/1999	Yang .....	D3/238
D444,944 S *	7/2001	Smith .....	D3/269
D512,222 S *	12/2005	Sezgin .....	D3/205
D516,306 S *	3/2006	Koenig .....	D3/233
D551,451 S *	9/2007	Nathanson .....	D21/385
D621,152 S *	8/2010	Lebow .....	D3/203.1
D675,019 S *	1/2013	Jacobson .....	D3/285
D675,826 S *	2/2013	Yun .....	D3/318
D726,414 S *	4/2015	Hutchinson .....	D3/271.1
D769,621 S *	10/2016	Hissong .....	D3/303

OTHER PUBLICATIONS

Techinasia, "Toyota's tiny new robot sits in your cupholder, could make you a better driver", Posted on Oct. 29, 2015. Accessed May 13, 2016. (<https://www.techinasia.com/toyota-kirobo-mini-robot-driving-companion>).\*


\* cited by examiner




**FIG. 1**



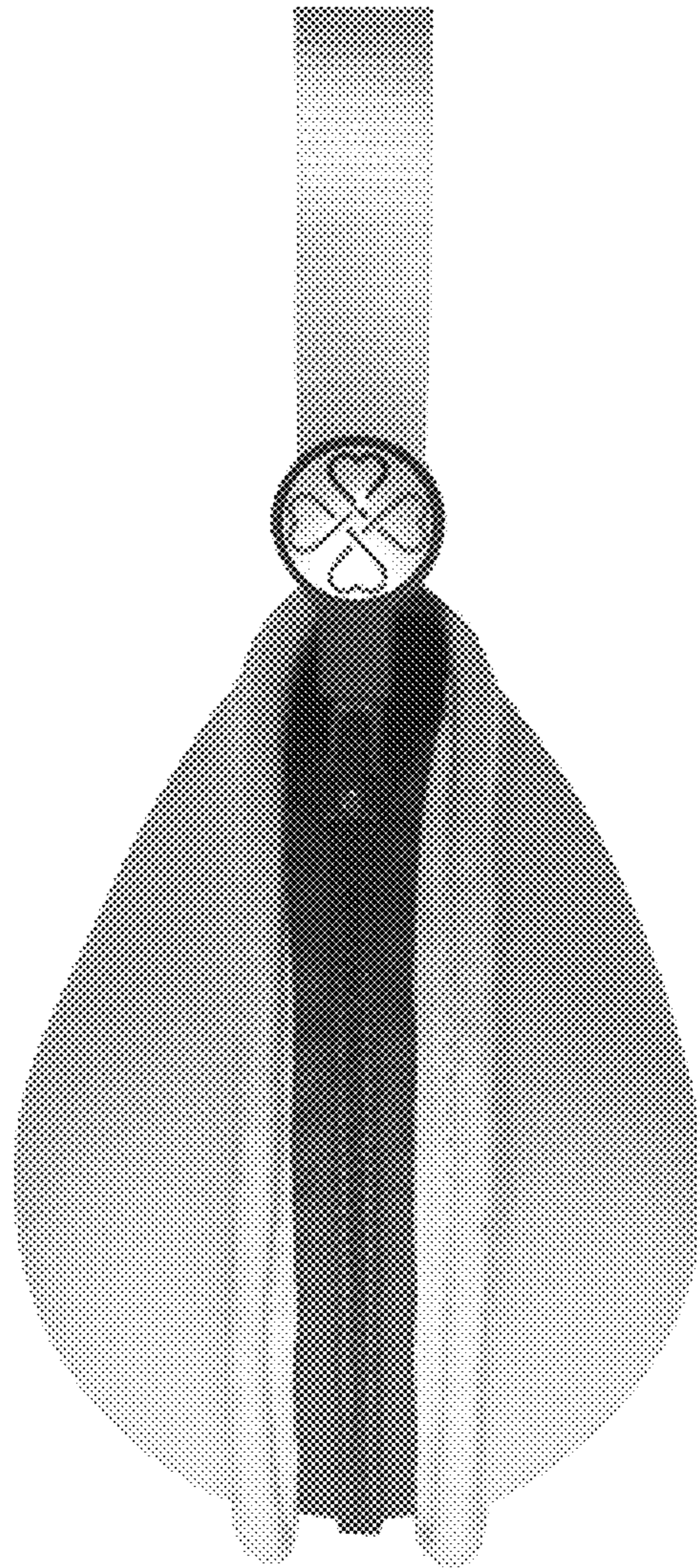
**FIG. 2**



**FIG. 3**



**FIG. 4**



**FIG. 5**




FIG. 6





**FIG. 7**



FIG. 8

UNITED STATES PATENT AND TRADEMARK OFFICE  
**CERTIFICATE OF CORRECTION**

PATENT NO. : D798,596 S  
APPLICATION NO. : 29/559489  
DATED : October 3, 2017  
INVENTOR(S) : Fuminori Kataoka et al.

Page 1 of 9

It is certified that error appears in the above-identified patent and that said Letters Patent is hereby corrected as shown below:

In the Drawings


The figures printed are incorrect. Attached are the correct FIGS. 1-8.

Signed and Sealed this  
Twelfth Day of December, 2017


A handwritten signature in cursive script that reads "Joseph Matal". The signature is written in black ink and is positioned above the printed name and title.

Joseph Matal


*Performing the Functions and Duties of the  
Under Secretary of Commerce for Intellectual Property and  
Director of the United States Patent and Trademark Office*




**FIG. 1**




**FIG. 2**



**FIG. 3**



**FIG. 4**



**FIG. 5**



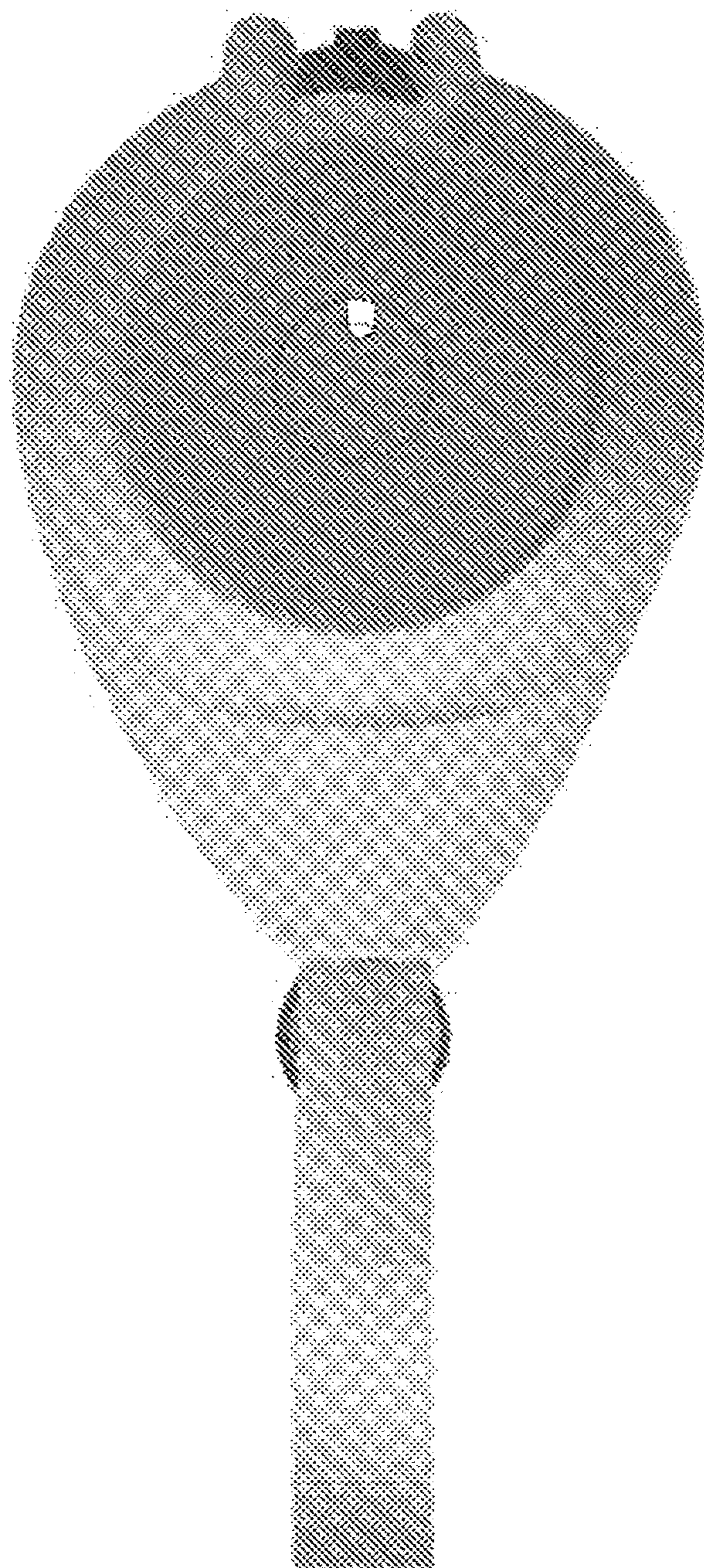



FIG. 6



**FIG. 7**



FIG. 8

UNITED STATES PATENT AND TRADEMARK OFFICE  
**CERTIFICATE OF CORRECTION**

PATENT NO. : D798,596 S  
APPLICATION NO. : 29/559489  
DATED : October 3, 2017  
INVENTOR(S) : Fuminori Kataoka et al.

Page 1 of 10

It is certified that error appears in the above-identified patent and that said Letters Patent is hereby corrected as shown below:

On the Title Page

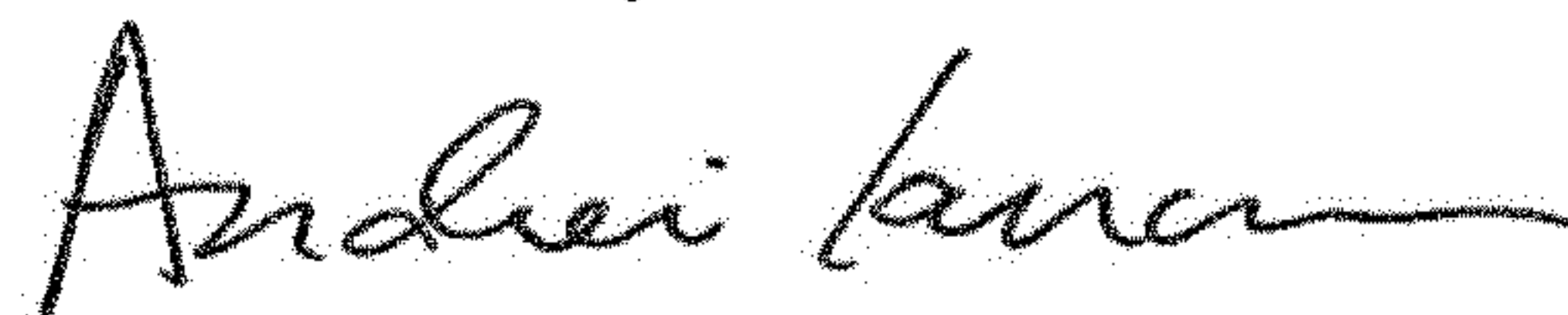
Delete the title page and substitute therefore with the attached title page consisting of the corrected illustrative figure.

In the Drawings

The figures printed are incorrect. Attached are the correct FIGS. 1-8.

This certificate supersedes the Certificate of Correction issued December 12, 2017.

Signed and Sealed this  
Second Day of October, 2018



Andrei Iancu  
*Director of the United States Patent and Trademark Office*

(12) **United States Design Patent** (10) **Patent No.:** **US D798,596 S**  
**Kataoka et al.** (45) **Date of Patent:** **\*\* Oct. 3, 2017**

(54) **STORAGE CASE**

(71) Applicants: **Fuminori Kataoka**, Nisshin (JP);  
**Norihide Umeyama**, Nisshin (JP);  
**Toshifumi Nishijima**, Kasugai (JP);  
**Hiromi Tonegawa**, Okazaki (JP);  
**Shigeyuki Susaki**, Nagoya (JP);  
**Hiroshi Okamoto**, Nagoya (JP);  
**Nobuaki Kuwata**, Nagoya (JP); **Keizou Tanaka**, Nagoya (JP)

(72) Inventors: **Fuminori Kataoka**, Nisshin (JP);  
**Norihide Umeyama**, Nisshin (JP);  
**Toshifumi Nishijima**, Kasugai (JP);  
**Hiromi Tonegawa**, Okazaki (JP);  
**Shigeyuki Susaki**, Nagoya (JP);  
**Hiroshi Okamoto**, Nagoya (JP);  
**Nobuaki Kuwata**, Nagoya (JP); **Keizou Tanaka**, Nagoya (JP)

(73) Assignee: **Toyota Jidosha Kabushiki Kaisha** (JP)

(\*\*) Term: **15 Years**

(21) Appl. No.: **29/559,489**

(22) Filed: **Mar. 29, 2016**

(30) **Foreign Application Priority Data**

Oct. 27, 2015 (JP) ..... 2015-023849

(51) **LOC (10) Cl.** ..... **03-01**

(52) **U.S. Cl.**  
 USPC ..... **D3/289**

(58) **Field of Classification Search**  
 USPC ..... D3/203.1, 203.6, 271.9, 273, 274, 276,  
 D3/283, 284, 285, 286, 287, 290, 301,  
 D3/901, 902, 303; D7/607  
 CPC ..... A45C 3/00; A45C 2003/007; A45C  
 2003/008; A45C 2200/20; A45C 13/02;  
 A45C 2011/001; A45C 2011/003

See application file for complete search history.

(56) **References Cited**

U.S. PATENT DOCUMENTS

D209,863 S \* 1/1968 Menschik ..... D3/303  
 D234,377 S \* 2/1975 Gallasch ..... D3/289  
 D281,121 S \* 10/1985 Cunliffe ..... D3/208

(Continued)

OTHER PUBLICATIONS

Alibaba, "Languo New fruit shape pencil pouch zipper PU school pencil case for school office", First sold on Nov. 29, 2016. Accessed on Mar. 1, 2017. ([https://www.alibaba.com/product-detail/Languo-New-fruit-shape-pencil-pouch\\_60521342127.html?s=p](https://www.alibaba.com/product-detail/Languo-New-fruit-shape-pencil-pouch_60521342127.html?s=p)).

(Continued)

*Primary Examiner* — Jennifer Rivard

*Assistant Examiner* — April Rivas

(74) *Attorney, Agent, or Firm* — Saidman DesignLaw Group, LLC

(57) **CLAIM**

The ornamental design for a storage case, as shown and described.

**DESCRIPTION**

FIG. 1 is a front right perspective view of a storage case showing our new design;

FIG. 2 is a rear right perspective view thereof;

FIG. 3 is a front view thereof;

FIG. 4 is a rear view thereof;

FIG. 5 is a top view thereof;

FIG. 6 is a bottom view thereof;

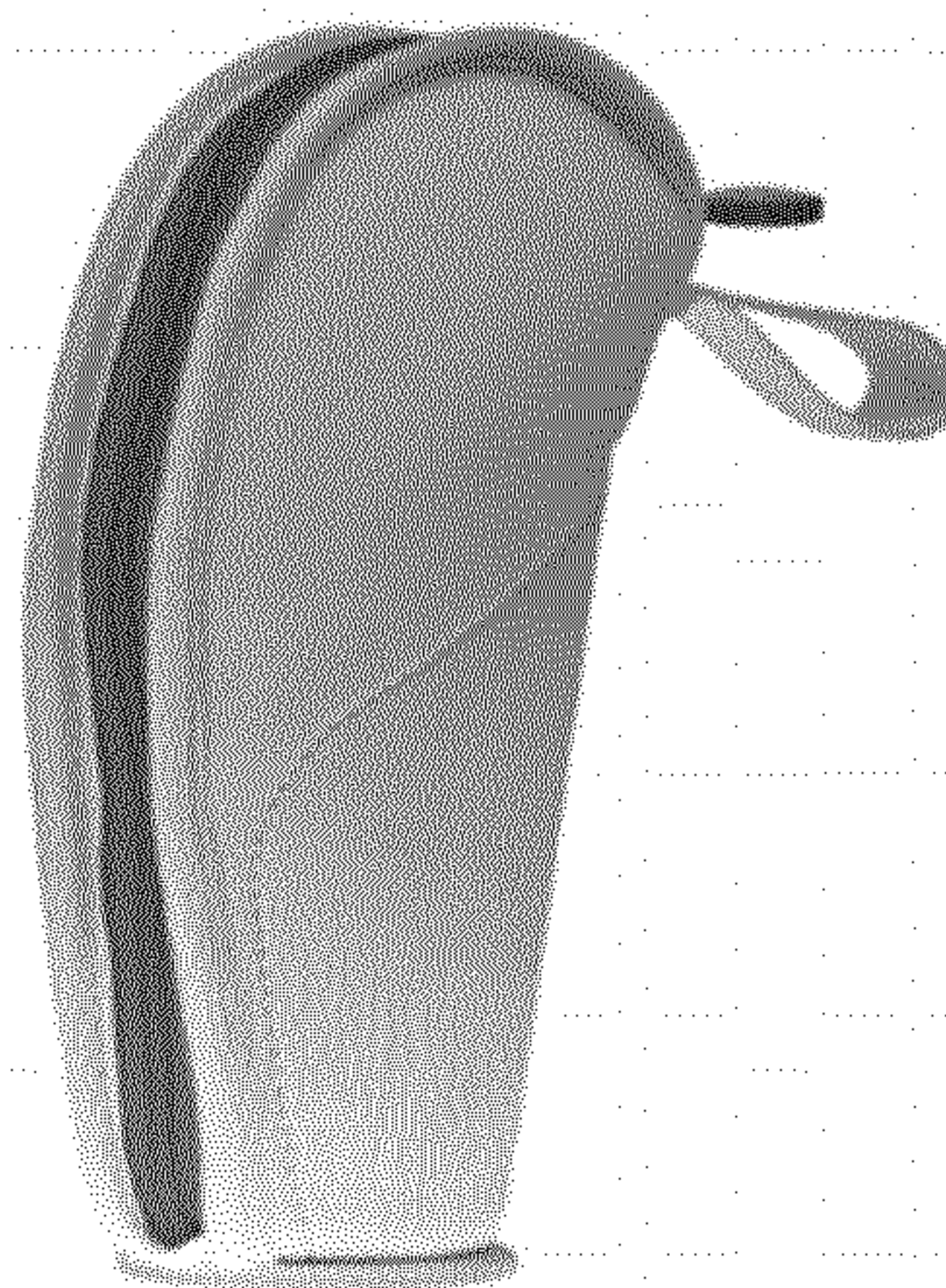
FIG. 7 is a left side view thereof; and,

FIG. 8 is a right side view thereof.

The drawings include shadows and reflections which indicate contour, not surface ornamentation.

The broken lines illustrate portions of the storage case and form no part of the claimed design.

**1 Claim, 8 Drawing Sheets**






**FIG. 1**



**FIG. 2**




**FIG. 3**





**FIG. 4**



**FIG. 5**



FIG. 6



**FIG. 7**



**FIG. 8**