



US00D798587S

(12) **United States Design Patent**
Heyman

(10) **Patent No.:** **US D798,587 S**

(45) **Date of Patent:** **** Oct. 3, 2017**

(54) **HANDBAG**

D692,656 S * 11/2013 Katoh D3/232
D728,223 S * 5/2015 Setre Shens D3/232
D778,599 S * 2/2017 Heyman D3/243

(71) Applicant: **Edie Parker LLC**, New York, NY (US)

* cited by examiner

(72) Inventor: **Brett Heyman**, New York, NY (US)

Primary Examiner — Holly H Baynham

(**) Term: **15 Years**

(74) *Attorney, Agent, or Firm* — Springut Law PC;
Milton Springut

(21) Appl. No.: **29/577,861**

(57) **CLAIM**

(22) Filed: **Sep. 16, 2016**

The ornamental design of a handbag, as shown and described.

(51) **LOC (10) Cl.** **03-01**

(52) **U.S. Cl.**
USPC **D3/232**

DESCRIPTION

(58) **Field of Classification Search**
USPC D3/232–233, 240–243, 245–246
CPC A45C 1/024; A45C 3/06
See application file for complete search history.

FIG. 1 is a perspective view thereof.
FIG. 2 is a front view thereof.
FIG. 3 is a rear view thereof.
FIG. 4 is a left side view thereof.
FIG. 5 is a right side view thereof.
FIG. 6 is a top view thereof; and,
FIG. 7 is a bottom view thereof.

(56) **References Cited**

The broken lines showing a hinge and screw heads are for the purposes of illustrating environment and forms no part of the claimed design.

U.S. PATENT DOCUMENTS

D684,359 S * 6/2013 Nannestad D3/232
D684,765 S * 6/2013 Nannestad D3/232
D692,232 S * 10/2013 Katoh D3/232

1 Claim, 5 Drawing Sheets

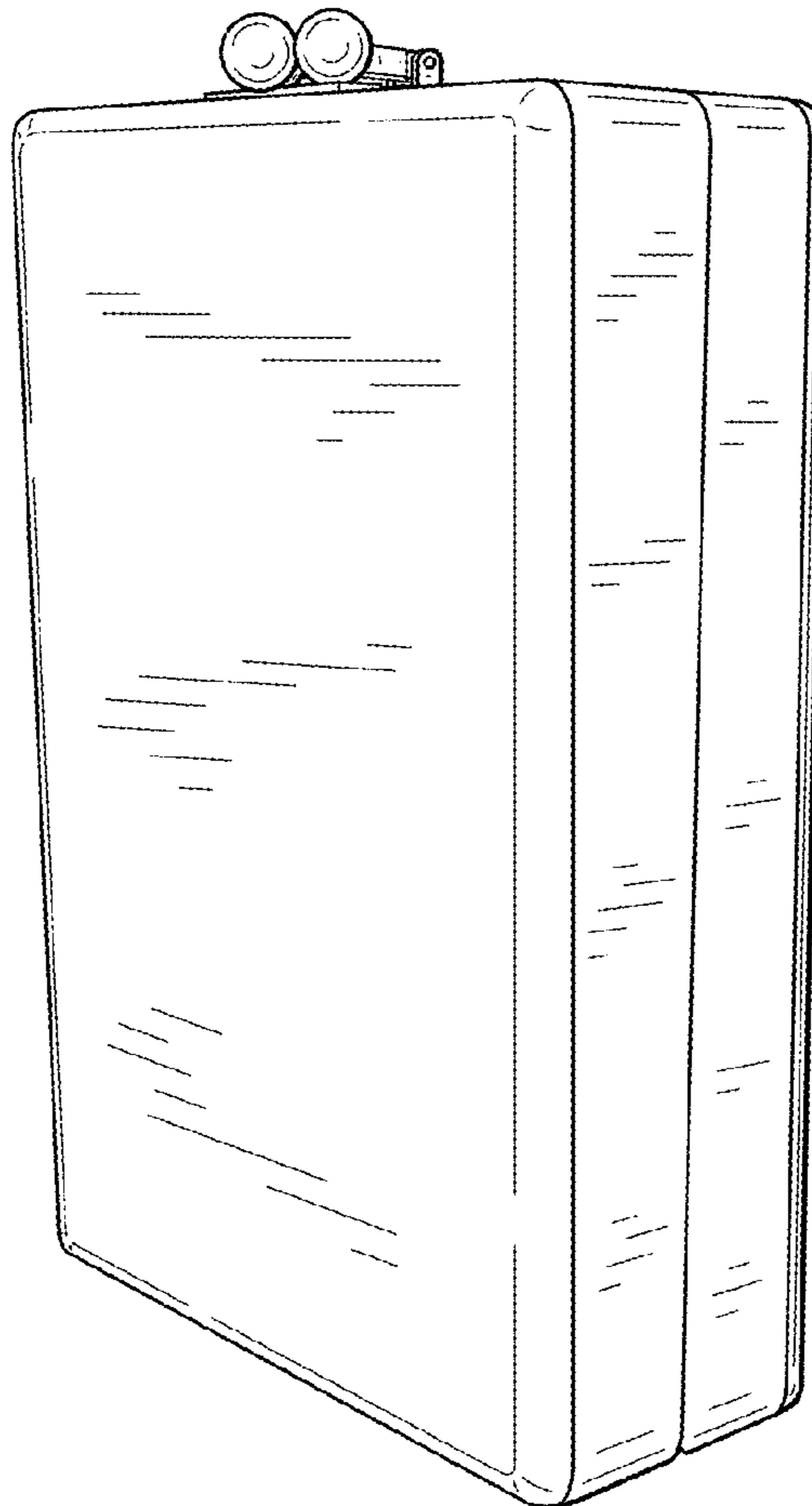


FIG. 1

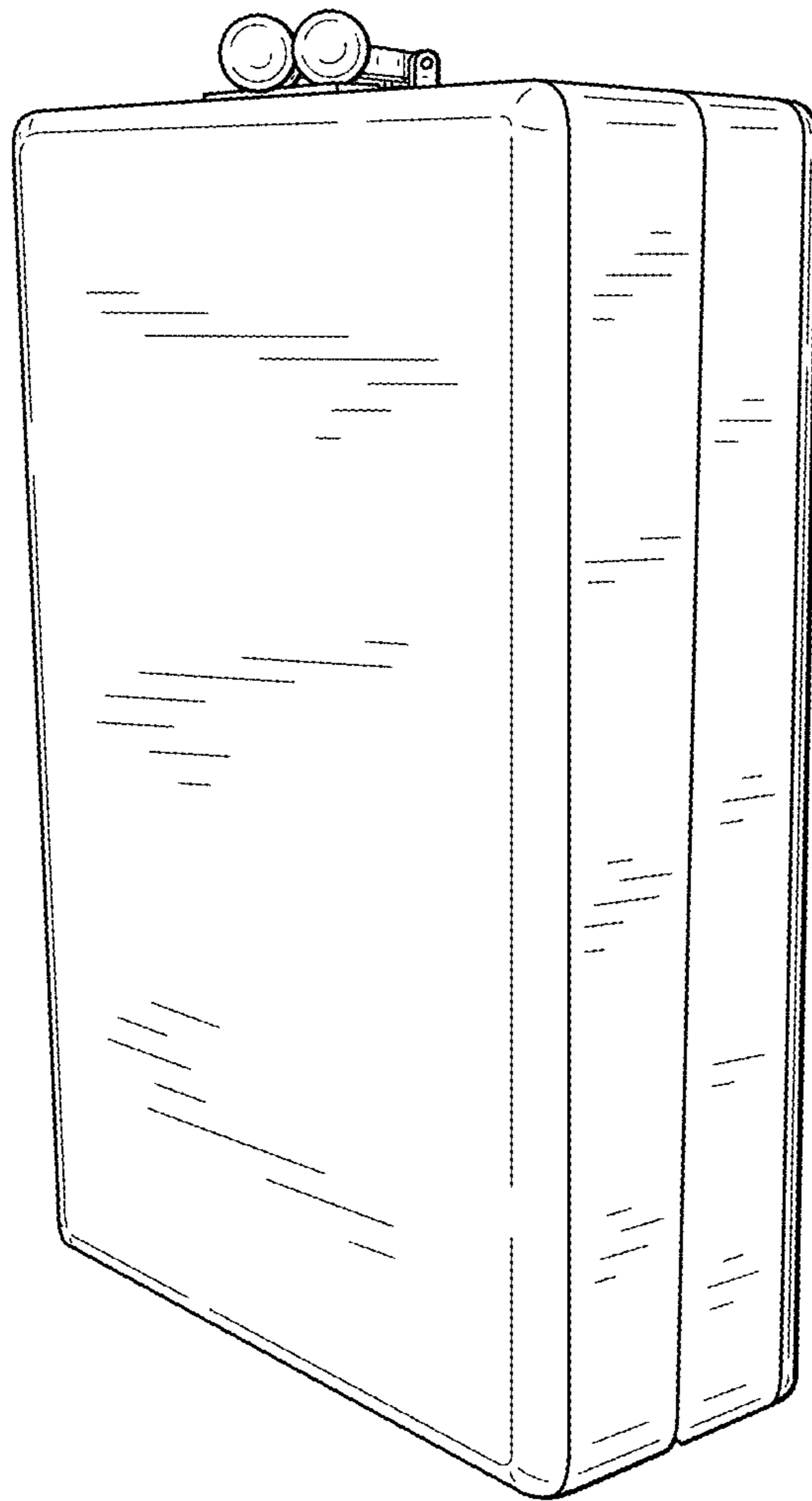


FIG. 2




FIG. 3




FIG. 4

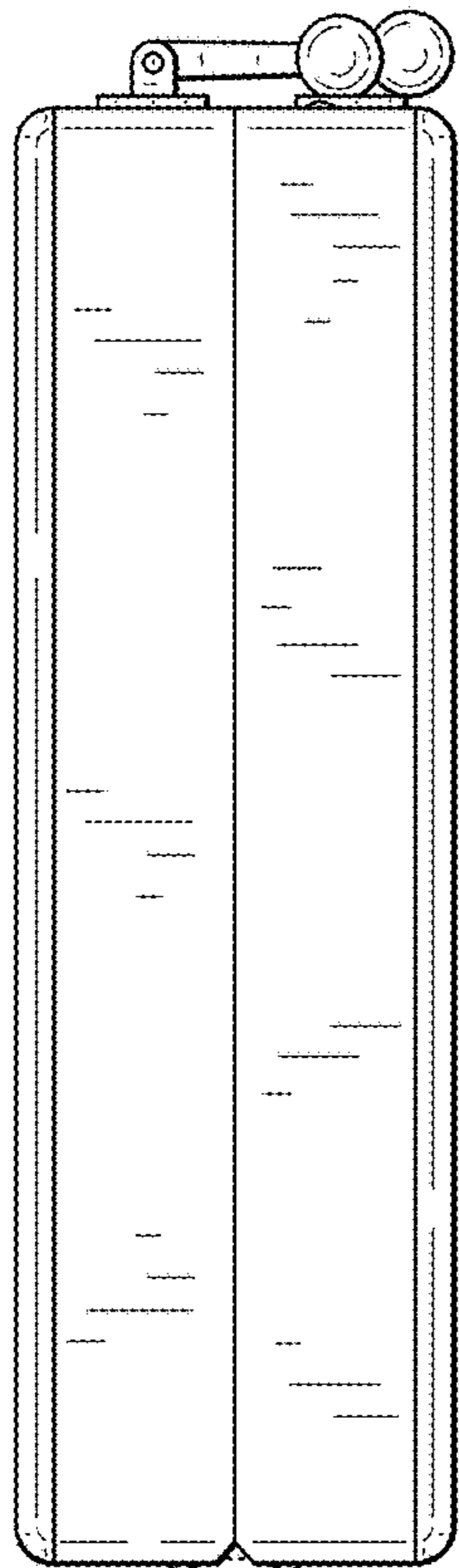


FIG. 5

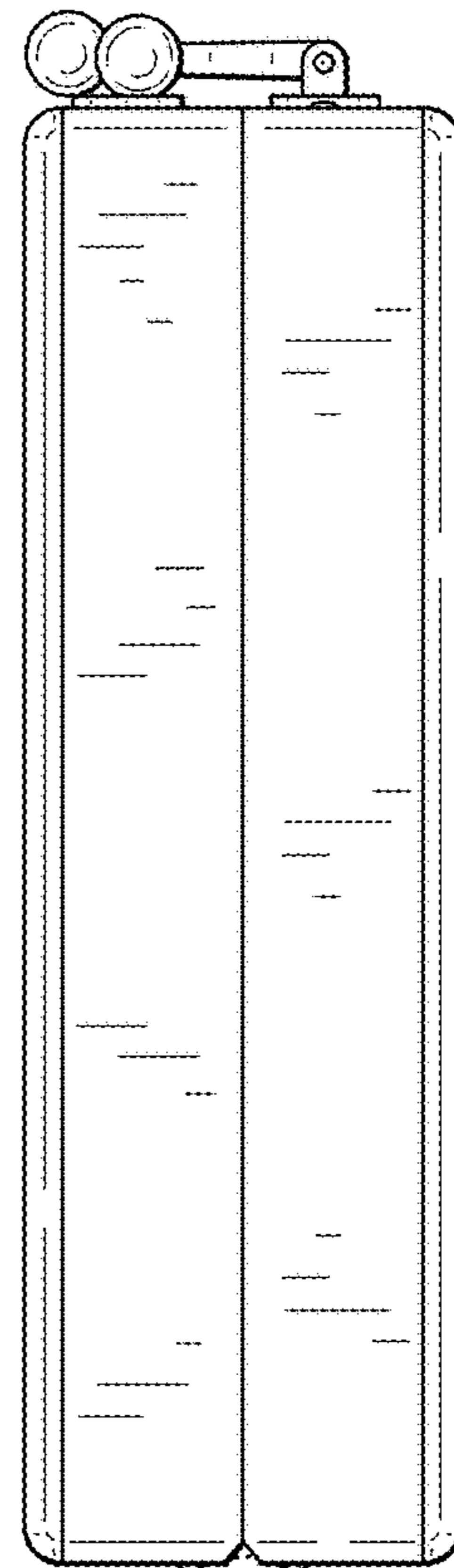


FIG. 6

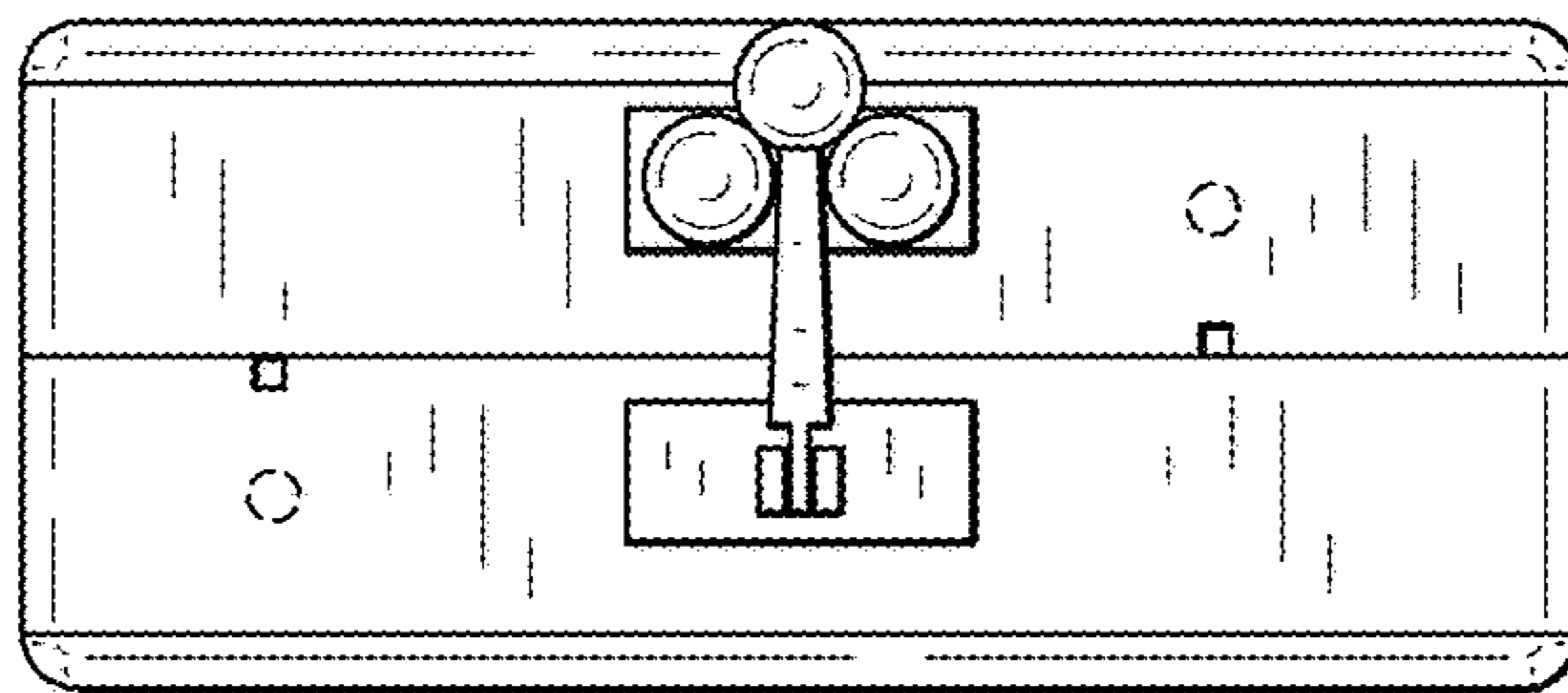


FIG. 7

