

US00D798586S

(12) **United States Design Patent**  
**Dara**

(10) **Patent No.:** **US D798,586 S**

(45) **Date of Patent:** **\*\* Oct. 3, 2017**

(54) **MOUNTABLE HOLSTER**

33/002; F41C 33/0209; F41C 33/0227;  
F41C 33/046

See application file for complete search history.

(71) Applicant: **Jonathan Rolf Dara**, Knightdale, NC  
(US)

(56) **References Cited**

U.S. PATENT DOCUMENTS

(72) Inventor: **Jonathan Rolf Dara**, Knightdale, NC  
(US)

D740,021	S	*	10/2015	Faifer	.....	D3/222
D776,918	S	*	1/2017	Madrid	.....	D3/222
D776,919	S	*	1/2017	Tate	.....	D3/222
D784,008	S	*	4/2017	Rogers	.....	D3/222

(\*\*) Term: **15 Years**

\* cited by examiner

(21) Appl. No.: **29/567,815**

*Primary Examiner* — Catherine R Oliver-Garcia

(22) Filed: **Jun. 13, 2016**

(57) **CLAIM**

The ornamental design for a mountable holster, as shown and described.

(51) **LOC (10) Cl.** ..... **03-01**

**DESCRIPTION**

(52) **U.S. Cl.**

USPC ..... **D3/222**

(58) **Field of Classification Search**

USPC ..... D3/222-223; 224/191-193, 198, 238,  
224/240, 243-244, 587, 623, 911-912,  
224/931

FIG. 1 is a front elevational view of a mountable holster;  
FIG. 2 is a rear elevational view thereof;  
FIG. 3 is a top plan view thereof;  
FIG. 4 is a bottom plan view thereof;  
FIG. 5 is a right-side elevational view thereof;  
FIG. 6 is a left-side elevational view thereof;  
FIG. 7 is a bottom perspective view thereof; and,  
FIG. 8 is a top perspective view thereof.

CPC .... A45F 5/02; A45F 3/14; F41C 33/02; F41C

**1 Claim, 8 Drawing Sheets**






FIG. 1



FIG. 2




FIG. 3




FIG. 4




FIG. 5




FIG. 6



FIG. 7





FIG. 8