



US00D798576S

(12) **United States Design Patent** (10) **Patent No.:** **US D798,576 S**
Nethongkome (45) **Date of Patent:** **** Oct. 3, 2017**

(54) **SHOE UPPER**
(71) Applicant: **NIKE, Inc.**, Beaverton, OR (US)
(72) Inventor: **Benjamin Nethongkome**, Beaverton, OR (US)
(73) Assignee: **NIKE, Inc.**, Beaverton, OR (US)
(**) Term: **15 Years**
(21) Appl. No.: **29/574,317**
(22) Filed: **Aug. 14, 2016**
(51) **LOC (10) Cl.** **02-04**
(52) **U.S. Cl.**
USPC **D2/972**
(58) **Field of Classification Search**
USPC D2/969, 970, 972-974, 977, 902,
D2/906-912, 943-945, 980, 983, 901;
D24/192
CPC ... A43B 3/0047; A43B 3/0052; A43B 3/0057;
A43B 3/0063; A43B 3/0068; A43B
3/0073; A43B 1/04; A43B 1/06; A43B
5/00; A43B 5/02; A43B 5/06; A43B 5/10;
A43B 5/14; A43B 23/0245; A43B
13/125; A43B 13/186; A43C 3/00; A43C
7/06
See application file for complete search history.

D696,850 S * 1/2014 Miner D2/972
D714,043 S * 9/2014 O'Connor D2/972
D738,087 S * 9/2015 Roulo D2/972
D740,538 S * 10/2015 Roulo D2/972
D753,906 S * 4/2016 Kasprzak D2/907
D783,986 S * 4/2017 Williams, Jr. D2/972

OTHER PUBLICATIONS

First Run in the New Nike Free RN Flyknit [online], [retrieved Aug. 31, 2016]. Retrieved from Internet <<http://www.coachmag.co.uk/running-shoes/5253/first-run-in-the-new-nike-free-m-flyknit>>; 1 color sheet, Dated Apr. 7, 2016.
Nike Free Trainer 3.0 [online], [retrieved Aug. 31, 2016]. Retrieved from internet <URL: <http://sneakernews.com/2012/12/11/nike-free-trainer-3-0/>>; 6 color sheets, Dated Dec. 11, 2012.
Nike Flexes Muscles With "Unlimited" Collection for Rio Olympics [online], [retrieved Feb. 22, 2017], retrieved from internet <URL: <<http://sneakernews.com/2016/06/28/nike-unlimited-collection/>>; 4 color sheets, Dated Jun. 28, 2016.

* cited by examiner

Primary Examiner — Jeffrey D Asch
Assistant Examiner — Rebekah A Caruso
(74) *Attorney, Agent, or Firm* — Banner & Witcoff, Ltd.

(57) **CLAIM**

The ornamental design for a shoe upper, as shown and described.

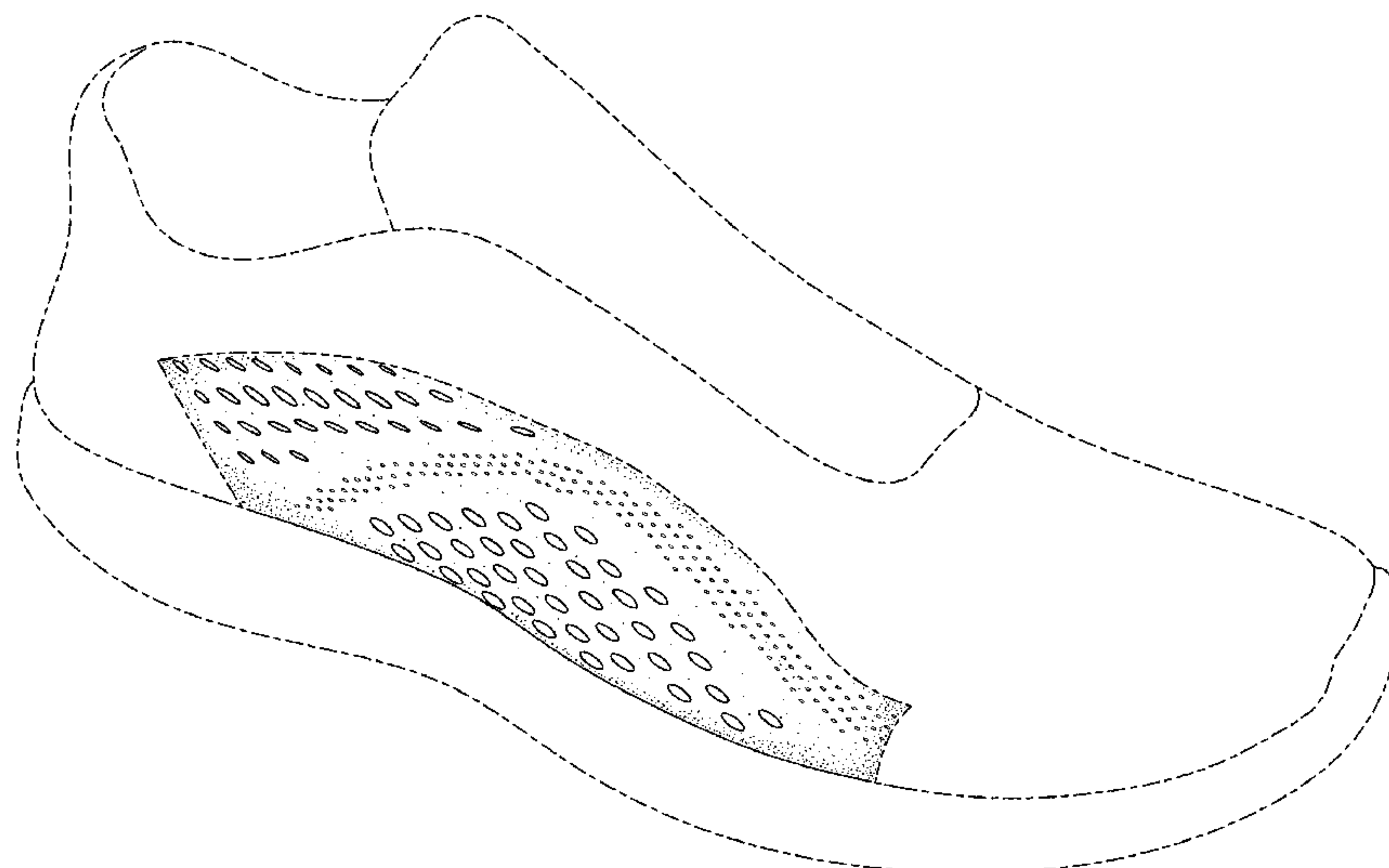
DESCRIPTION

FIG. 1 is a front perspective view of a shoe upper showing my new design;
FIG. 2 is a side view thereof; and,
FIG. 3 is a rear perspective view thereof.
The broken lines immediately adjacent to the shaded area define the bounds of the claimed design, and form no part thereof. The broken lines showing the remainder of the shoe are for environmental purposes only and form no part of the claimed design.

1 Claim, 3 Drawing Sheets

(56) **References Cited**
U.S. PATENT DOCUMENTS

D419,758 S * 2/2000 Hudson D2/972
D433,560 S * 11/2000 Pawlus D2/902
D448,148 S * 9/2001 Mafis D2/902
D549,949 S * 9/2007 Portzline D2/972
D570,084 S * 6/2008 Henderson D2/969
D570,085 S * 6/2008 Henderson D2/969
D597,293 S * 8/2009 Banik D2/969
D683,533 S * 6/2013 Williams, Jr. D2/972
D689,684 S * 9/2013 McMillan D2/972
D693,109 S * 11/2013 Taylor D2/972



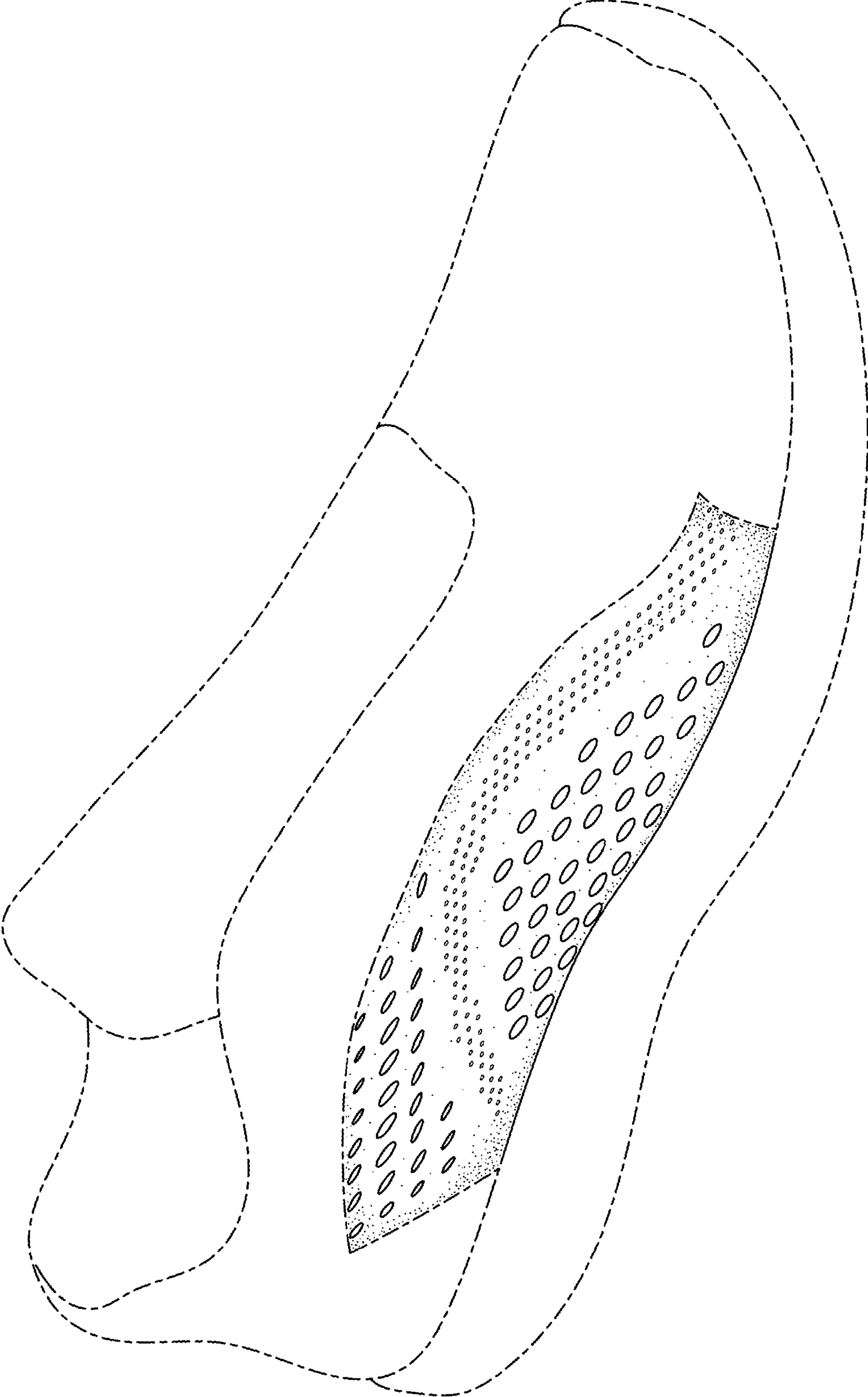


FIG.1

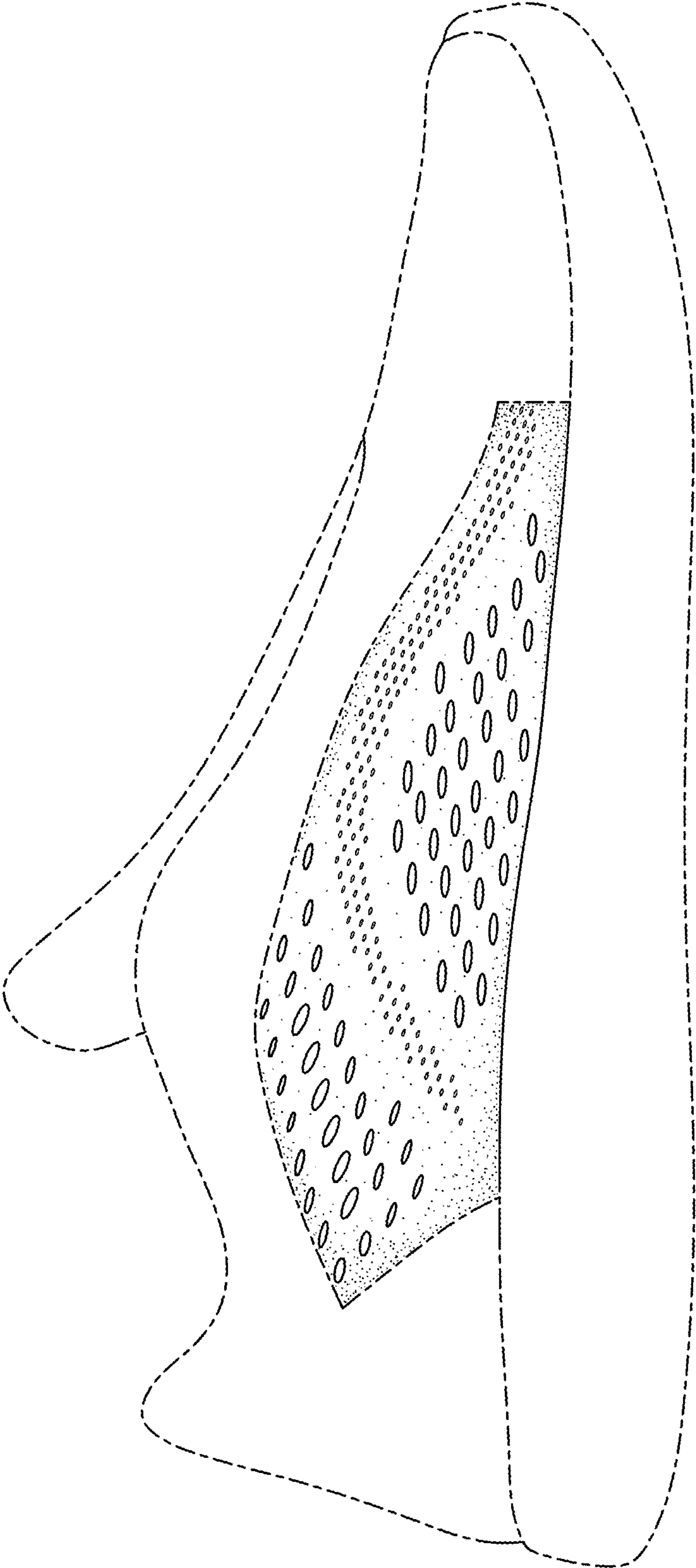


FIG. 2

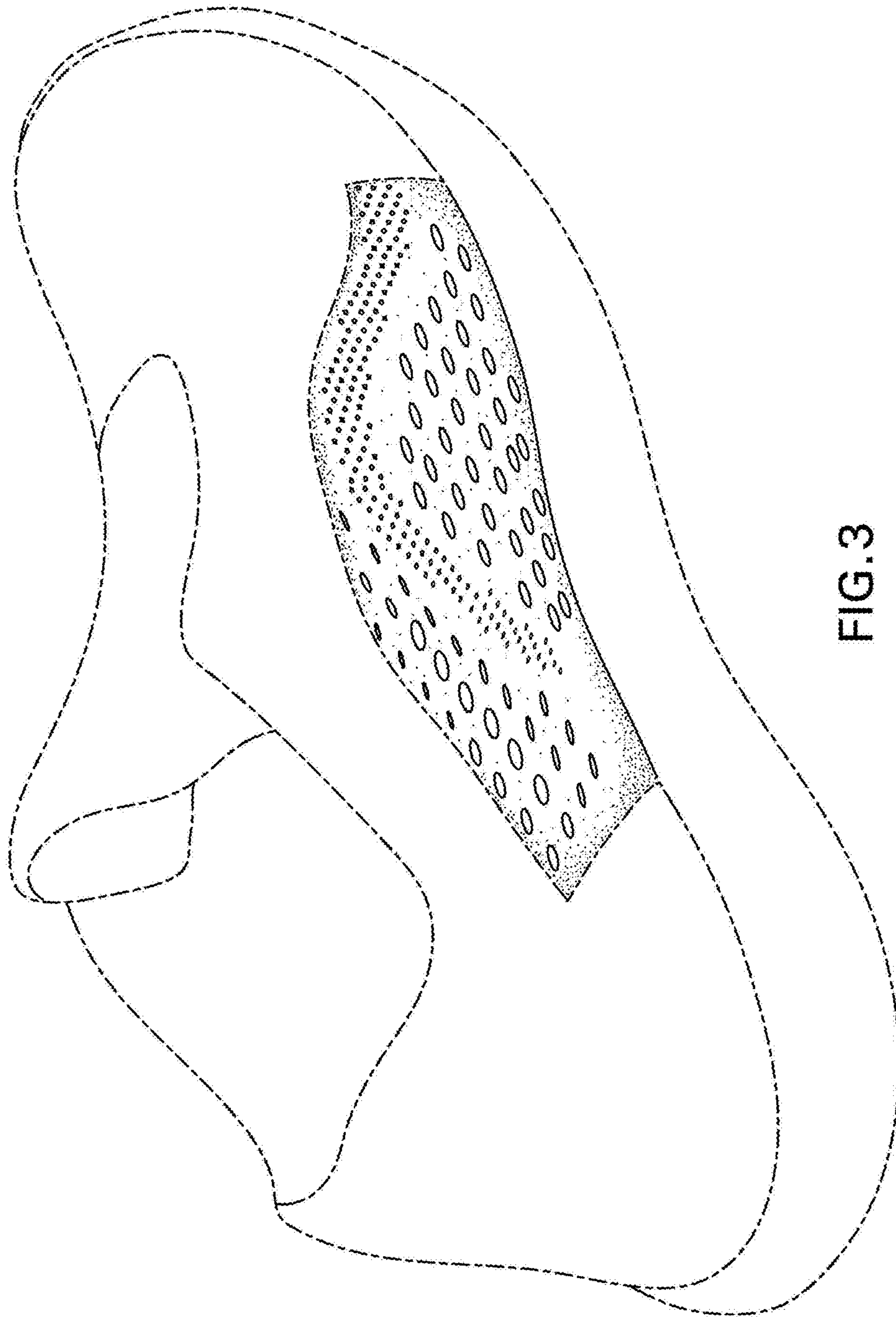


FIG. 3