

US00D798565S

(12) **United States Design Patent** (10) **Patent No.:** **US D798,565 S**
Aveni et al. (45) **Date of Patent:** **** Oct. 3, 2017**

(54) **FOOTWEAR ARTICLE**
(71) Applicant: **Fuerst Group, Inc.**, Menlo Park, CA (US)
(72) Inventors: **Michael A. Aveni**, Lake Oswego, OR (US); **John Tawney**, Portland, OR (US); **Rory Fuerst**, Portland, OR (US)
(73) Assignee: **Fuerst Group, Inc.**, Menlo Park, CA (US)

D138,211 S * 7/1944 Burrafato D2/930
D351,275 S 10/1994 Hatfield et al.
D391,068 S 2/1998 Aveni et al.
D393,360 S 4/1998 Aveni et al.
D437,475 S * 2/2001 Kieler D2/916
6,449,879 B1 9/2002 Fallon et al.
D467,723 S 12/2002 Gerber et al.
7,204,042 B2 4/2007 Aveni
7,293,371 B2 11/2007 Aveni
7,703,220 B2 4/2010 Aveni
8,051,581 B2 11/2011 Aveni

(Continued)

(**) Term: **15 Years**

FOREIGN PATENT DOCUMENTS

(21) Appl. No.: **29/577,183**

JP 3038372 U 6/1997
KR 1998068775 U 12/1998

(22) Filed: **Sep. 9, 2016**

OTHER PUBLICATIONS

Related U.S. Application Data

ISA Korean Intellectual Property Office, International Search Report and Written Opinion Issued in Application No. PCT/US2013/069311, dated Feb. 11, 2014, WIPO, 11 pages.

(63) Continuation of application No. 29/534,093, filed on Jul. 24, 2015, now Pat. No. Des. 769,590, which is a continuation of application No. 29/472,184, filed on Nov. 8, 2013, now Pat. No. Des. 737,561.

Primary Examiner — Dominic Simone
(74) *Attorney, Agent, or Firm* — McCoy Russell LLP

(51) **LOC (10) Cl.** **02-99**

(52) **U.S. Cl.**
USPC **D2/971**

(57) **CLAIM**

(58) **Field of Classification Search**
USPC D2/896, 900, 916, 918, 925-942, 971
CPC A43B 21/00; A43B 21/02; A43B 21/06; A43B 9/14

An ornamental design for a footwear article, as shown and described.

See application file for complete search history.

DESCRIPTION


(56) **References Cited**

FIG. 1 is a right side view of a footwear article according to the present invention.
FIG. 2 is a left side view of the footwear article of FIG. 1.
FIG. 3 is a bottom view of the footwear article of FIG. 1.
FIG. 4 is a top view of the footwear article of FIG. 1.
FIG. 5 is a rear view of the footwear article of FIG. 1; and, FIG. 6 is a front view of the footwear article of FIG. 1.
The dashed lines in FIGS. 1-6 are for illustrative purposes only and form no part of the claimed design.

U.S. PATENT DOCUMENTS

D90,369 S * 7/1933 Kaminski D2/935
D95,204 S * 4/1935 Haflin D2/931
D98,676 S * 2/1936 Klein D2/930
D102,346 S * 12/1936 Stein D2/931
D115,200 S * 6/1939 Doree D2/928
D127,607 S * 6/1941 Varney D2/927

1 Claim, 6 Drawing Sheets



(56)

References Cited

U.S. PATENT DOCUMENTS

2006/0059715 A1 3/2006 Aveni
2011/0041359 A1 2/2011 Dojan et al.
2012/0017468 A1 1/2012 Dojan et al.
2012/0066931 A1 3/2012 Dojan et al.

* cited by examiner

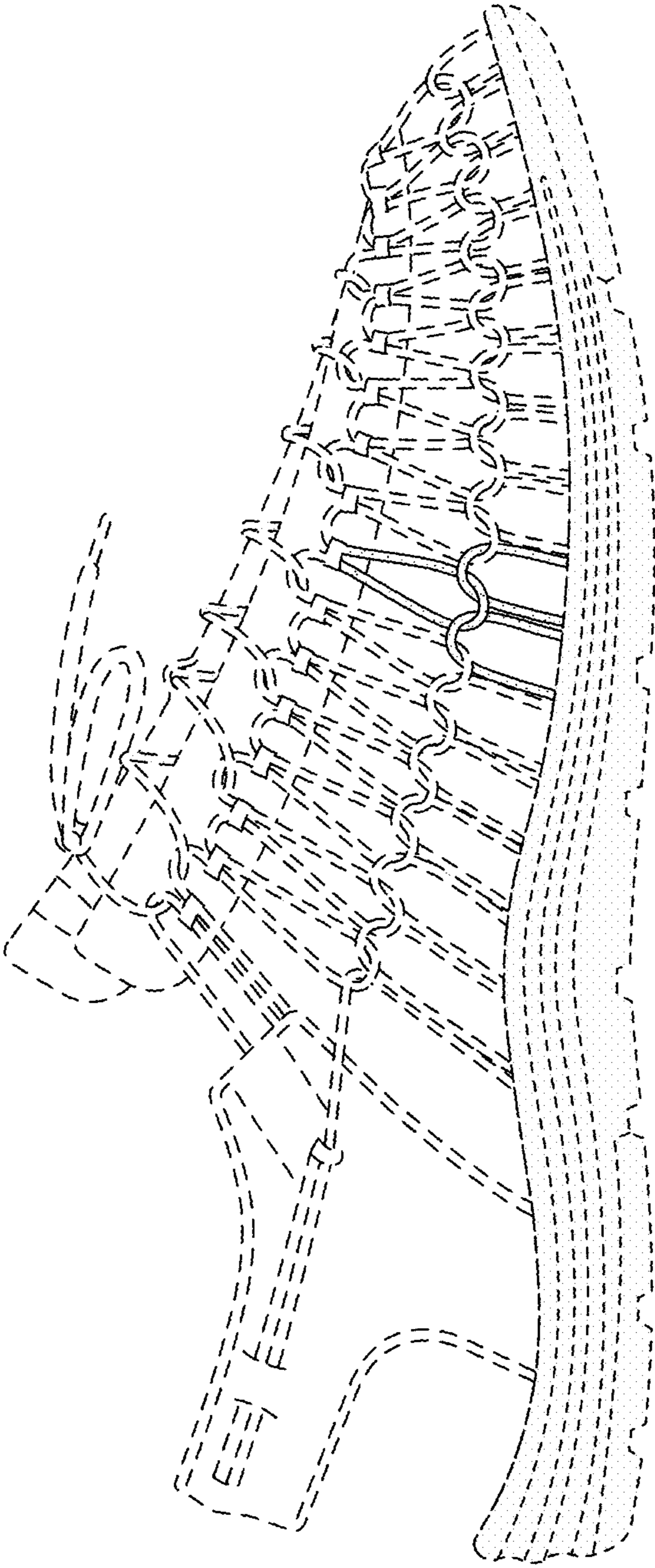


FIG. 1

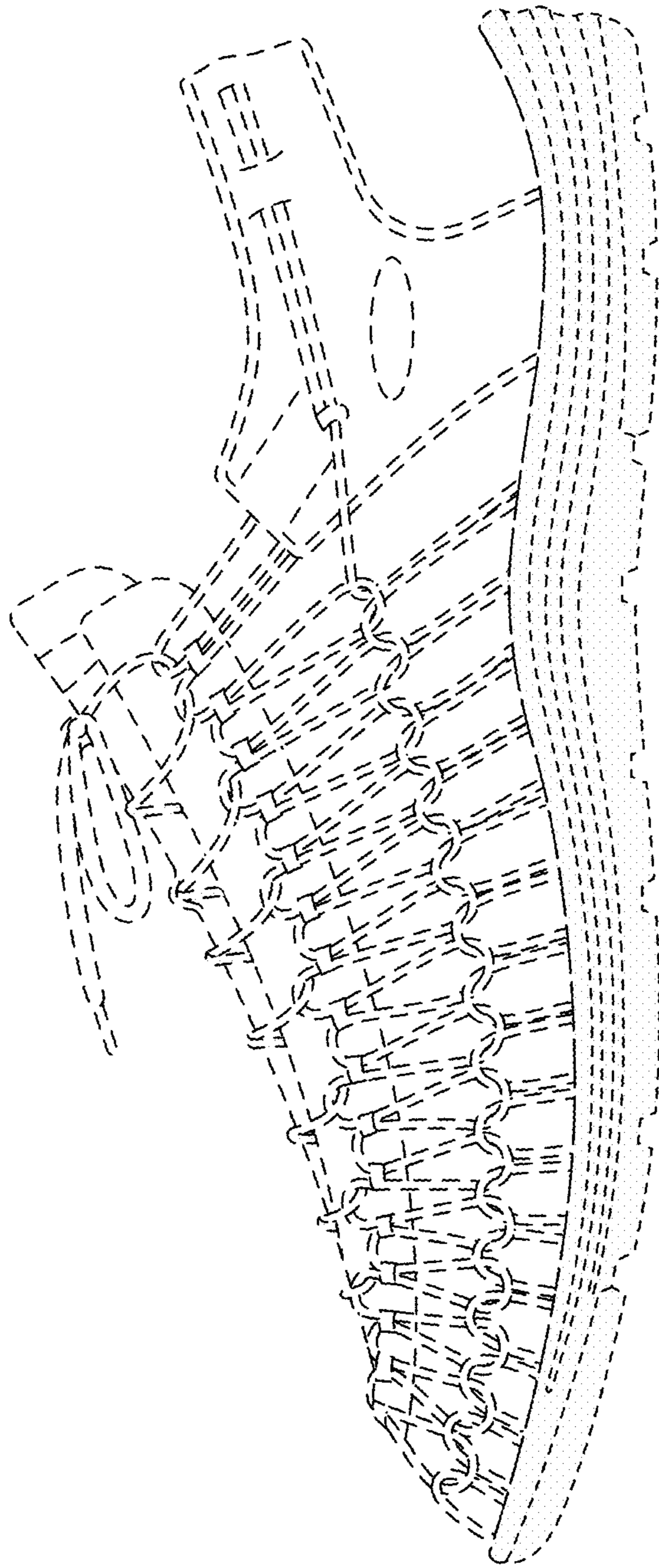


FIG. 2

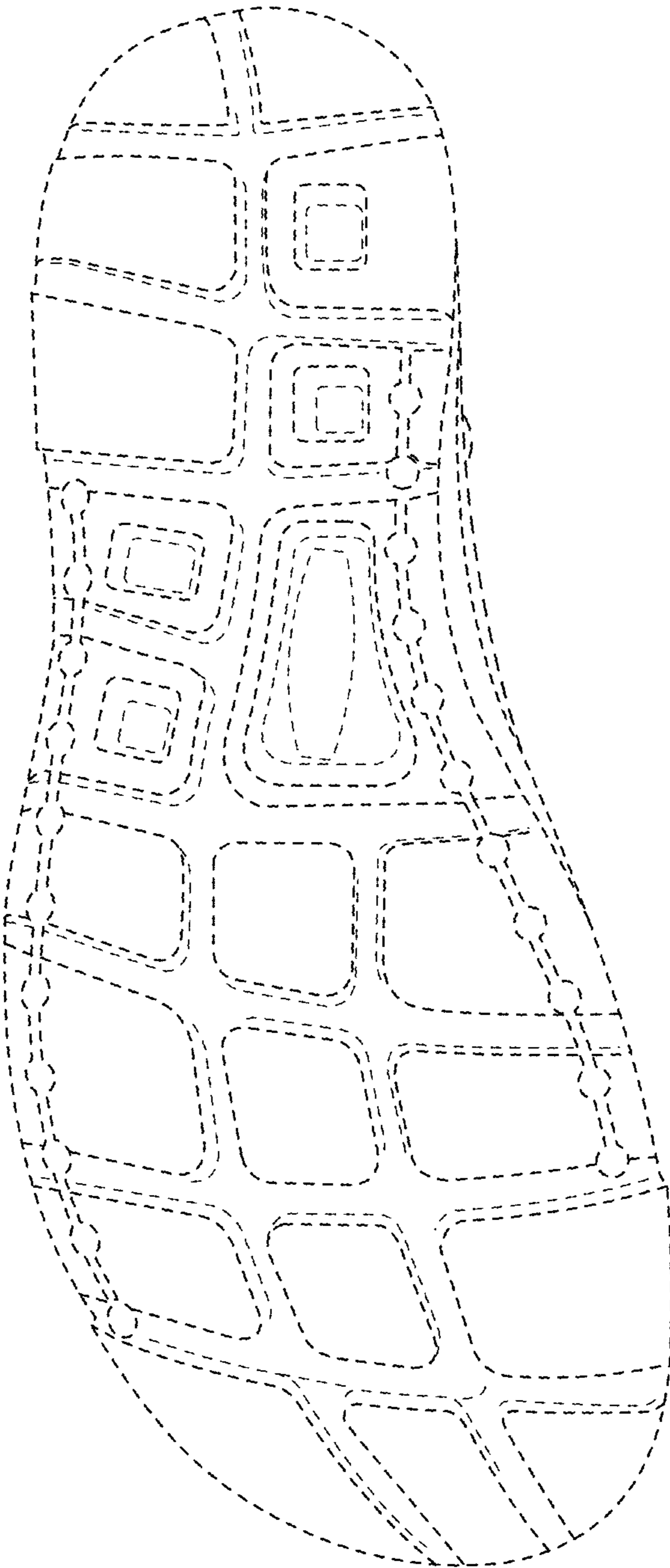


FIG. 3

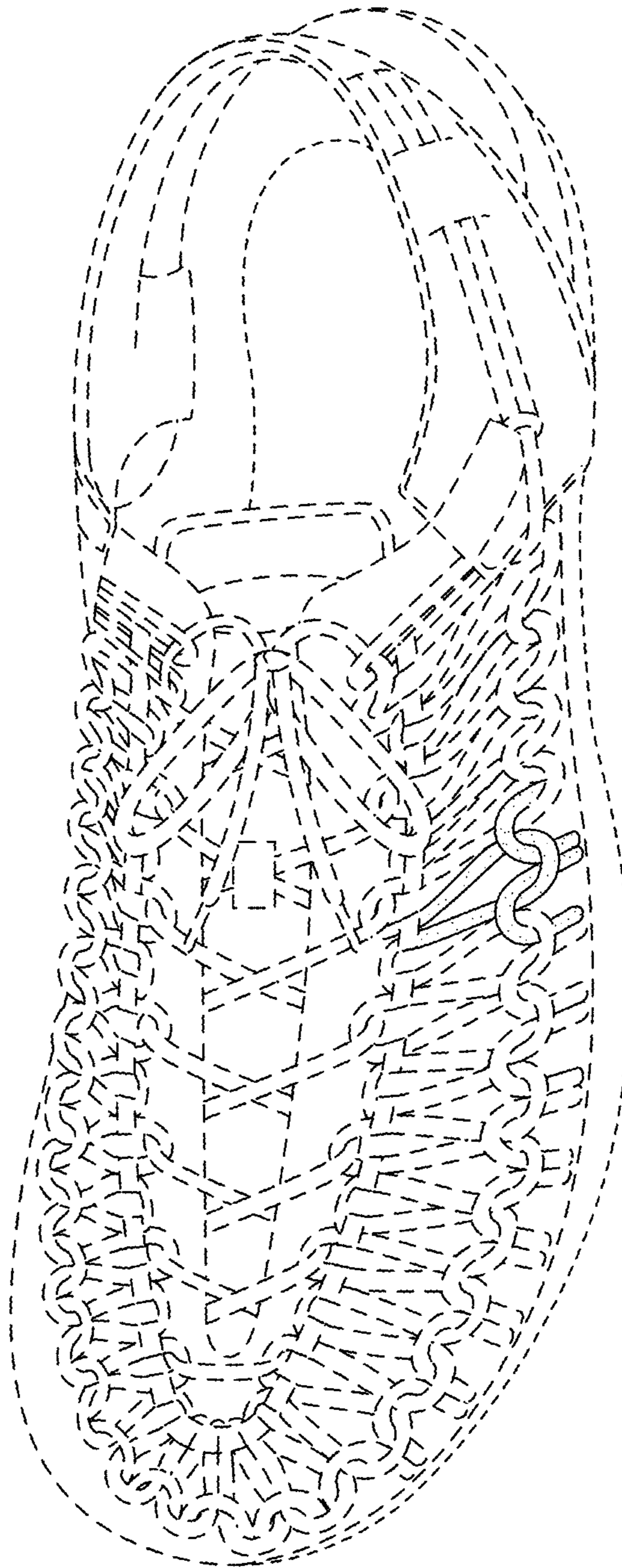


FIG. 4

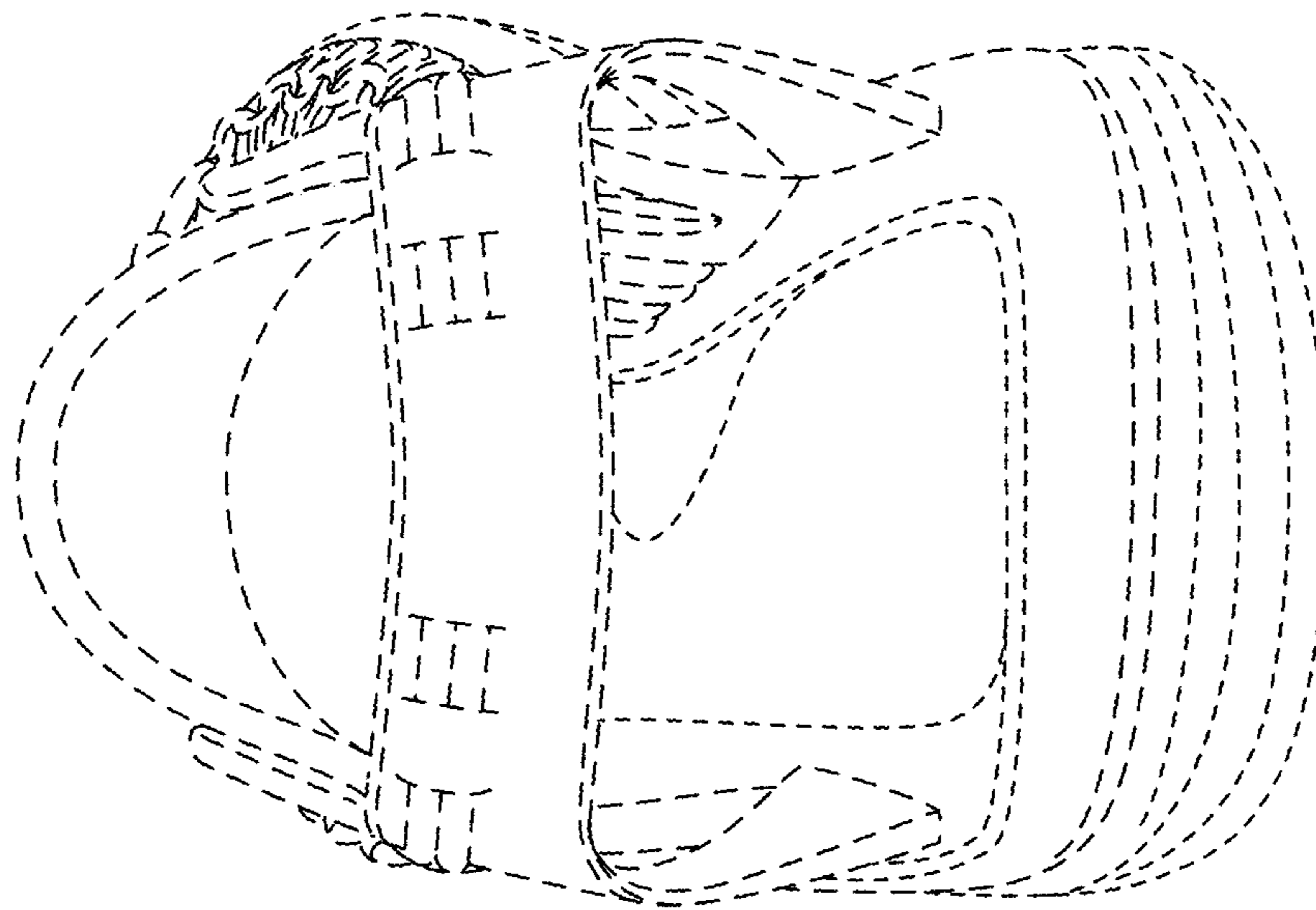


FIG. 5

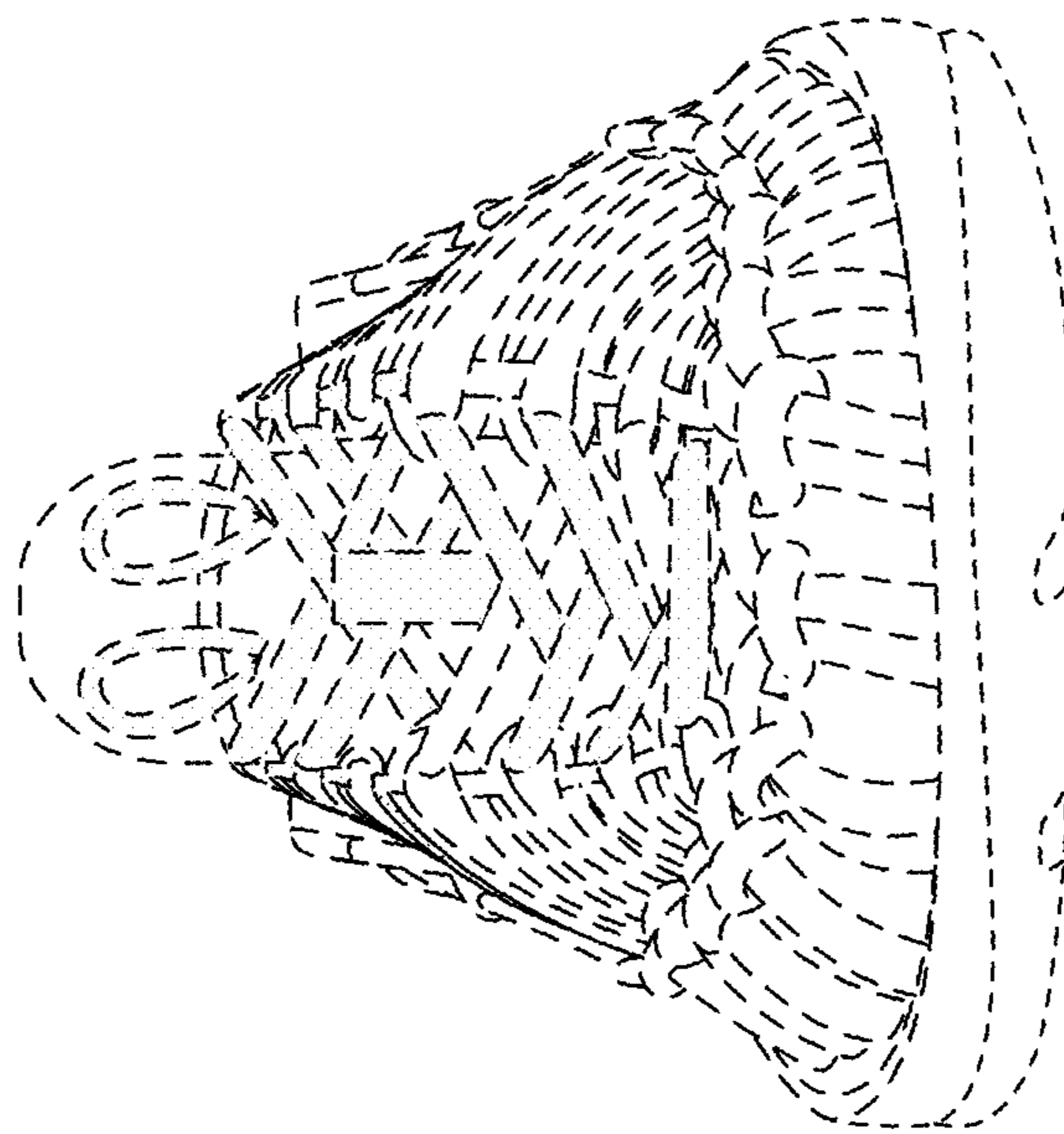


FIG. 6