



US00D798553S

(12) **United States Design Patent** (10) **Patent No.:** **US D798,553 S**
Lee (45) **Date of Patent:** **** Oct. 3, 2017**

(54) **SHOE MIDSOLE**
(71) Applicant: **NIKE, Inc.**, Beaverton, OR (US)
(72) Inventor: **TaeYong Lee**, Sherwood, OR (US)
(73) Assignee: **NIKE, Inc.**, Beaverton, OR (US)
(**) Term: **15 Years**
(21) Appl. No.: **29/549,062**
(22) Filed: **Dec. 18, 2015**
(51) **LOC (10) Cl.** **02-04**
(52) **U.S. Cl.**
USPC **D2/947**; D2/960
(58) **Field of Classification Search**
USPC D2/902, 906, 908, 916, 918, 925,
D2/946-962, 977; 36/3 B, 22 R, 24.5,
36/25 R, 28, 32 R, 34 R, 59 C, 67 A, 103
CPC A43B 13/00; A43B 13/02; A43B 13/023;
A43B 13/026; A43B 13/04; A43B 13/08;
A43B 13/10; A43B 13/12; A43B 13/14;
A43B 13/141; A43B 13/143; A43B
13/16; A43B 13/18; A43B 13/181; A43B
13/187; A43B 13/189; A43B 13/20; A43B
13/22; A43B 13/223; A43B 13/24; A43B
13/28; A43B 13/30; A43B 13/32; A43B
13/34; A43B 13/36
See application file for complete search history.

(56) **References Cited**
U.S. PATENT DOCUMENTS
D311,989 S * 11/1990 Parker D2/947
5,138,775 A * 8/1992 Chu A43B 7/081
36/3 B
D351,277 S * 10/1994 Aveni D2/961
D376,897 S 12/1996 Passke et al.
D376,898 S 12/1996 Passke et al.
D384,193 S * 9/1997 Avar D2/947
D395,541 S * 6/1998 Bray, Jr. D2/960

D396,342 S 7/1998 Foxen et al.
D396,343 S 7/1998 Foxen et al.
D397,236 S * 8/1998 Wilmot D2/954
D397,846 S * 9/1998 Lozano D2/947
D397,848 S * 9/1998 Avar D2/947
D397,851 S * 9/1998 Greenberg D2/960
D398,742 S * 9/1998 Avar D2/947
D460,852 S * 7/2002 Daudier D2/897
D499,239 S * 12/2004 Burg D2/953
D512,555 S * 12/2005 Tseng D2/961
D514,288 S * 2/2006 Burg D2/947
D518,284 S * 4/2006 Chen D2/977
D575,944 S * 9/2008 Pauk D2/947
D607,188 S * 1/2010 Teteriatnikov D2/946
(Continued)

FOREIGN PATENT DOCUMENTS

CN 3062318 8/1997
CN 3092798 12/1998
(Continued)

Primary Examiner — T. Chase Nelson
(74) *Attorney, Agent, or Firm* — Banner & Witcoff, Ltd.

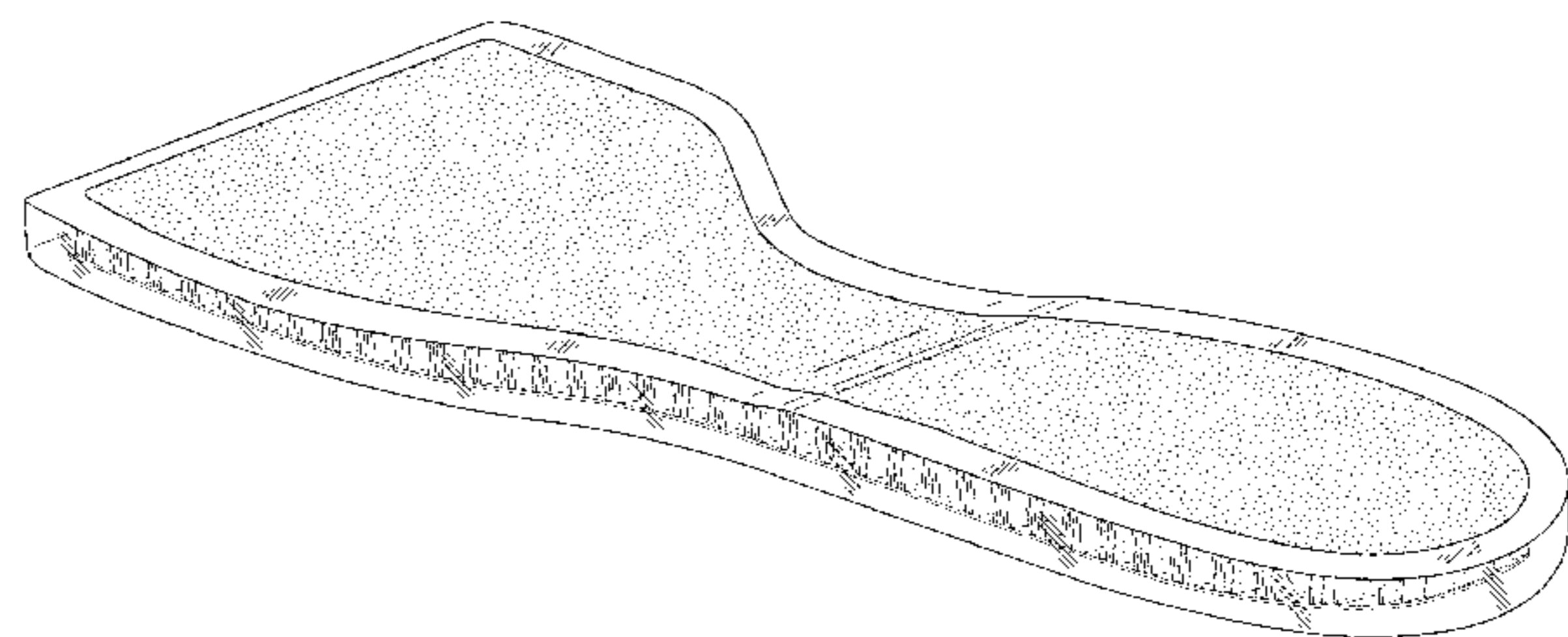
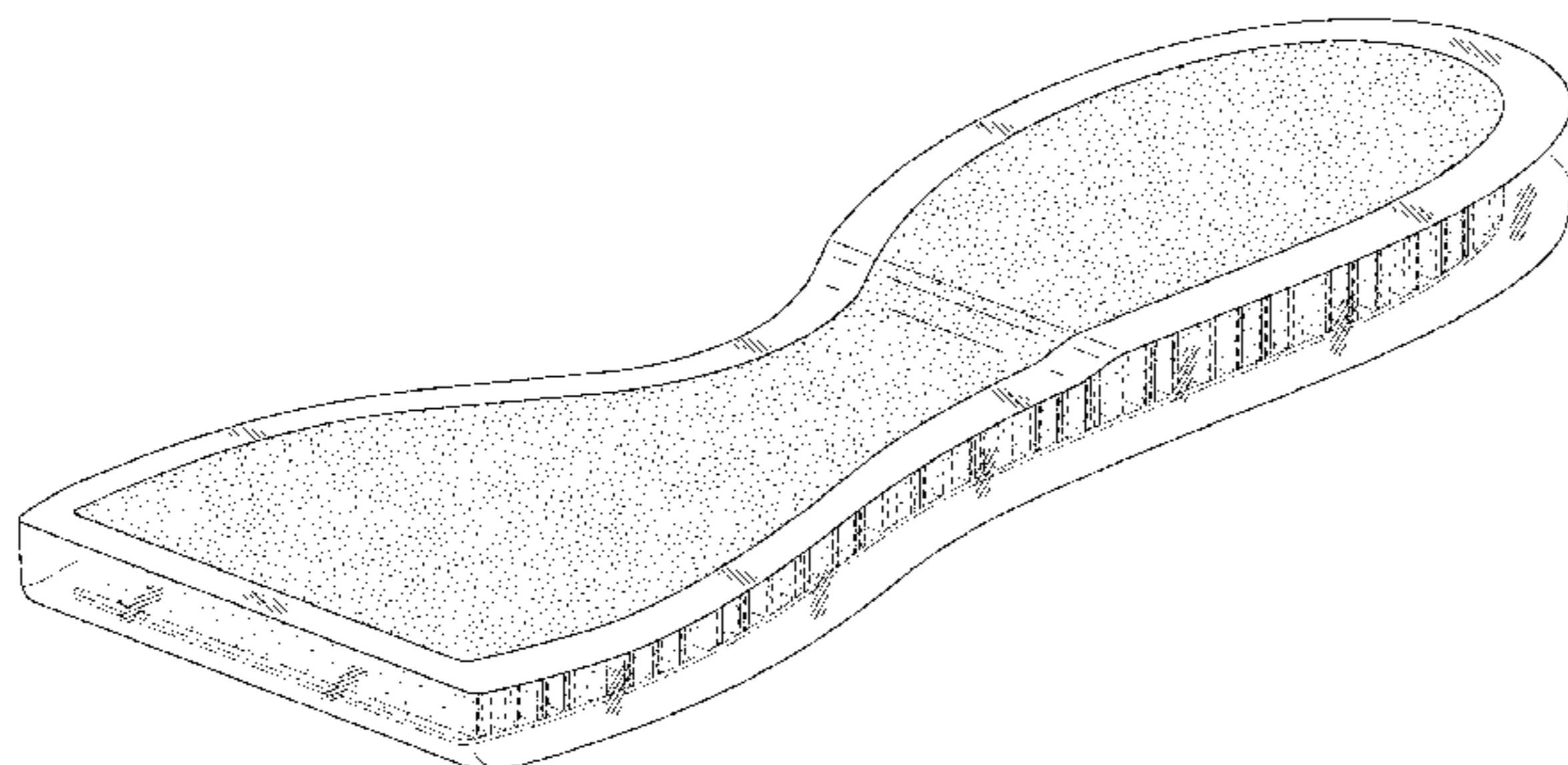
(57) **CLAIM**

The ornamental design for a shoe midsole, as shown and described.

DESCRIPTION

FIG. 1 is a front lateral perspective view of a shoe midsole showing my new design;
FIG. 2 is a front medial perspective view thereof;
FIG. 3 is a rear lateral perspective view thereof;
FIG. 4 is a top view thereof;
FIG. 5 is a lateral side view thereof;
FIG. 6 is a medial side view thereof;
FIG. 7 is a front view thereof; and,
FIG. 8 is a rear view thereof.
The unshaded regions within or adjacent to the shaded area form no part of the claimed design.

1 Claim, 6 Drawing Sheets



(56)

References Cited

U.S. PATENT DOCUMENTS

D614,837 S * 5/2010 Teteriatnikov D2/946
 D619,793 S * 7/2010 Raysse D2/946
 D621,142 S * 8/2010 Teteriatnikov D2/946
 D626,315 S * 11/2010 Teteriatnikov D2/946
 D627,545 S * 11/2010 Raysse D2/947
 D628,369 S * 12/2010 Teteriatnikov D2/946
 D643,603 S * 8/2011 Teteriatnikov D2/946
 D717,029 S * 11/2014 Young D2/947
 D723,772 S * 3/2015 Miner D2/947
 D723,778 S * 3/2015 Miner D2/947
 D725,356 S * 3/2015 Miner D2/947
 D725,359 S * 3/2015 Miner D2/947
 D734,600 S * 7/2015 Gargiulo D2/947
 D737,557 S * 9/2015 Miner D2/947
 D741,582 S * 10/2015 Miner D2/947
 D741,583 S * 10/2015 Miner D2/947
 D753,381 S * 4/2016 Ostapenko D2/947
 D759,357 S * 6/2016 Miner D2/947
 9,375,049 B2 * 6/2016 Hazenberg A43B 13/20
 9,386,821 B2 * 7/2016 Lambertz A43B 7/146
 D765,361 S * 9/2016 Johnsongriffin D2/947
 D768,968 S * 10/2016 Howe D2/947
 D776,419 S * 1/2017 VanHook D2/947
 9,603,415 B2 * 3/2017 Taylor B29D 35/122

2007/0266598 A1* 11/2007 Pawlus A43B 13/141
 36/102
 2009/0288312 A1* 11/2009 Dua A43B 1/04
 36/29
 2009/0288313 A1* 11/2009 Rapaport A63B 43/00
 36/29
 2010/0088928 A1* 4/2010 Sarantakos A43C 11/1493
 36/103
 2011/0179679 A1* 7/2011 Clark A43B 1/0072
 36/30 R
 2012/0233880 A1* 9/2012 Chao A43B 13/20
 36/29
 2012/0255196 A1* 10/2012 Gishifu A43B 13/203
 36/29
 2014/0196308 A1* 7/2014 Baratta A43B 13/184
 36/29
 2014/0259462 A1* 9/2014 Taylor A43B 13/20
 12/146 R
 2017/0086532 A1* 3/2017 Youngs A43B 13/20

FOREIGN PATENT DOCUMENTS

CN 3092799 12/1998
 CN 3099937 1/1999
 CN 3106179 3/1999

* cited by examiner

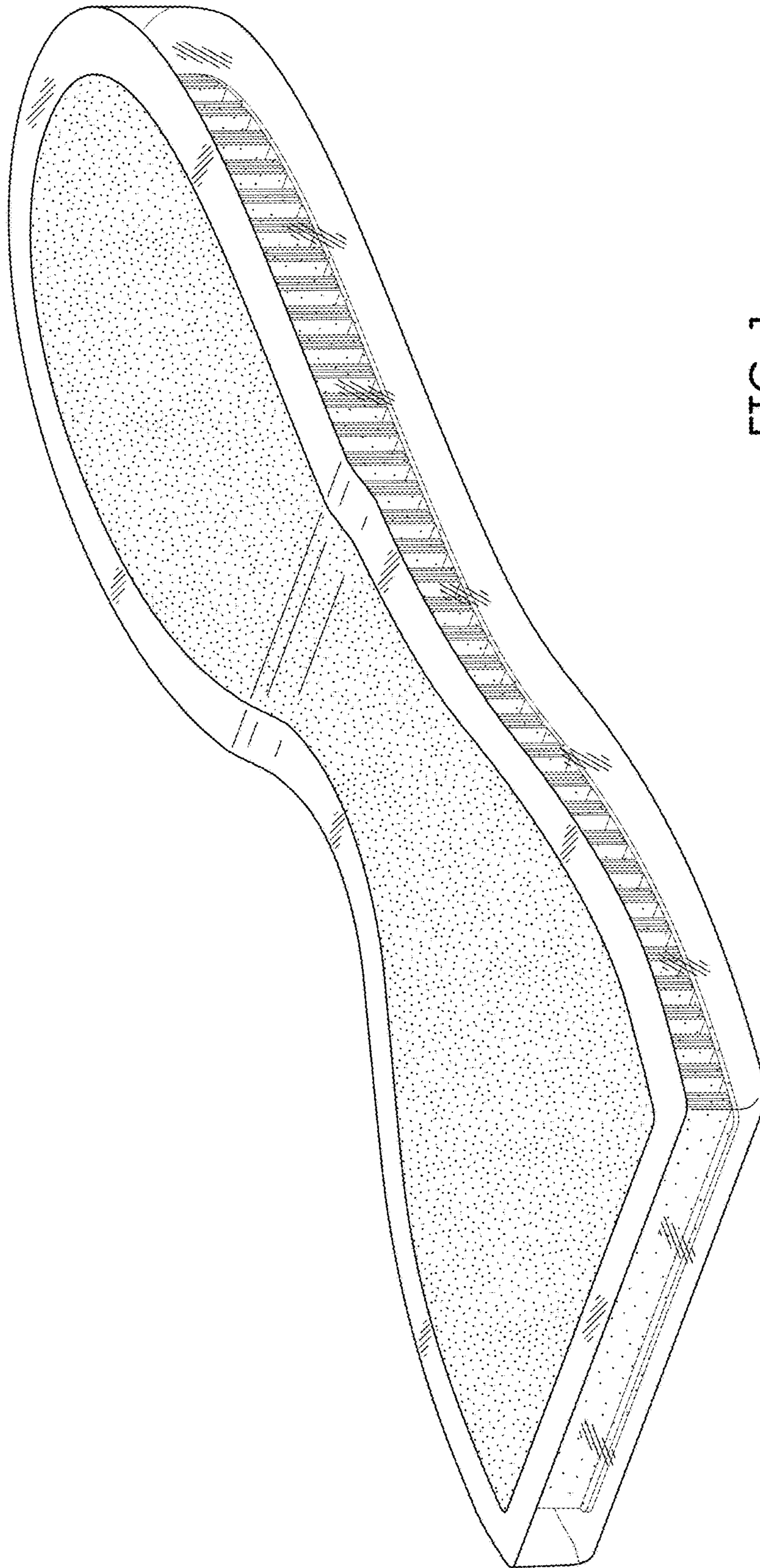


FIG. 1

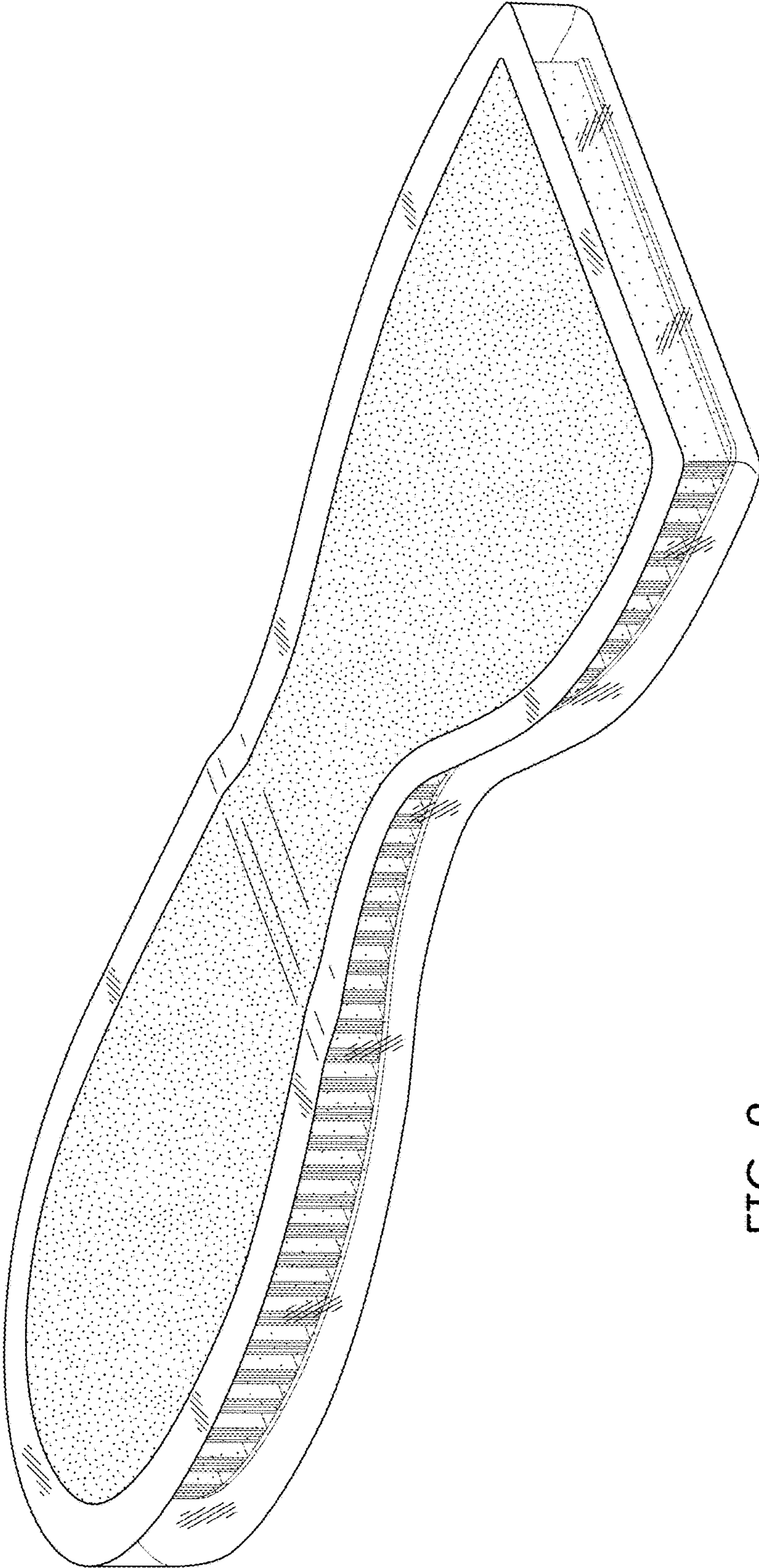


FIG. 2

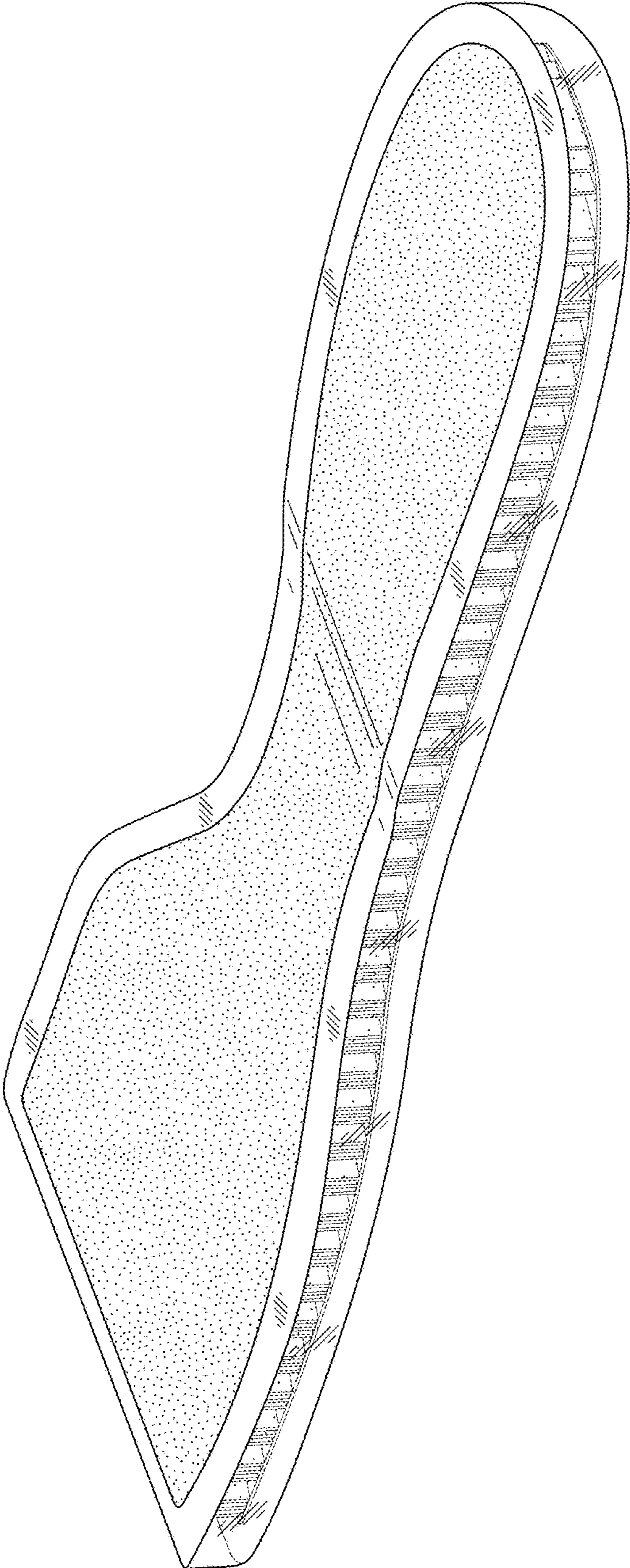


FIG. 3

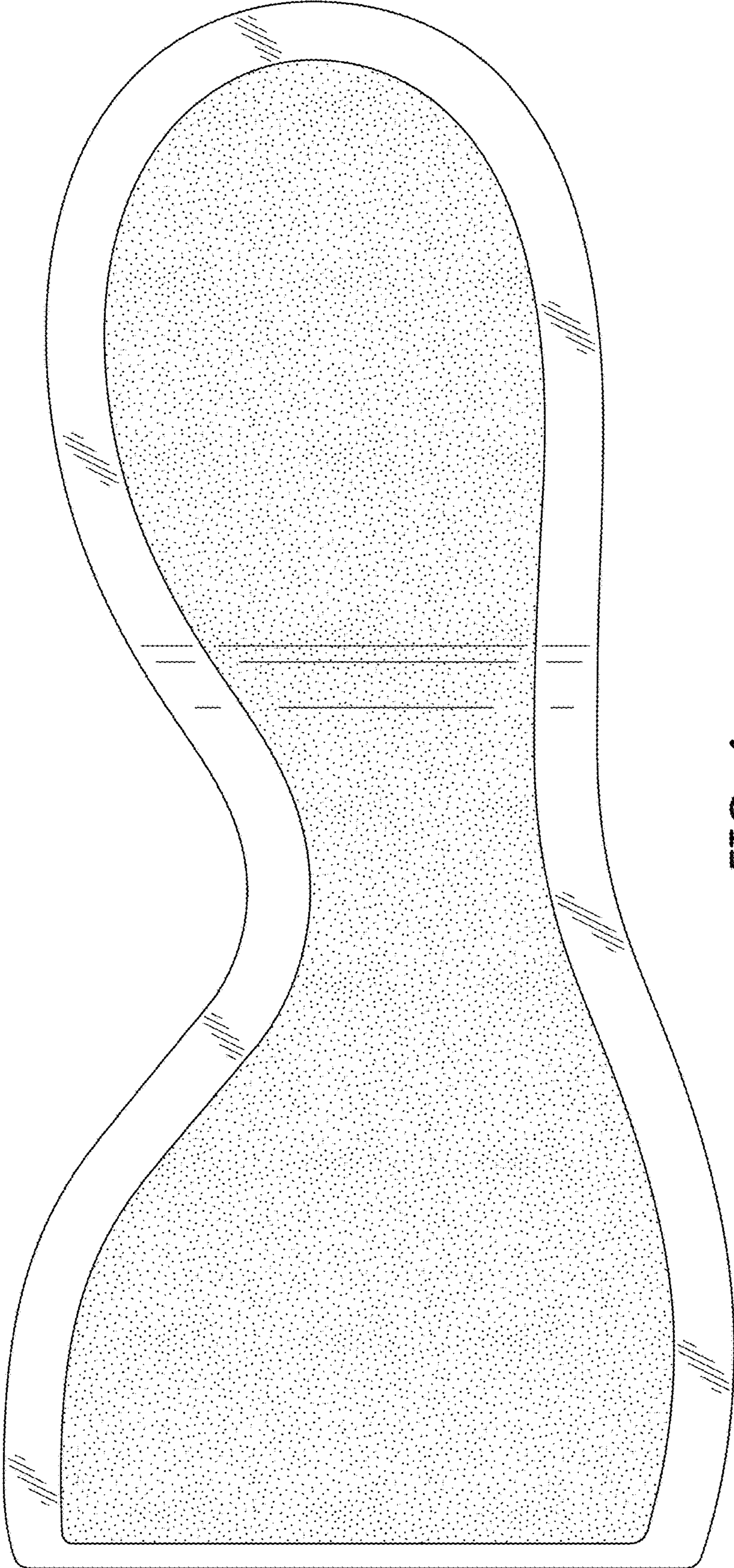


FIG. 4

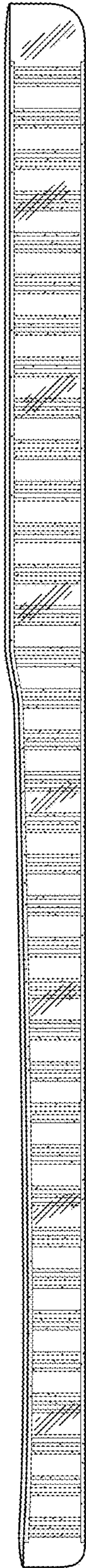


FIG. 5

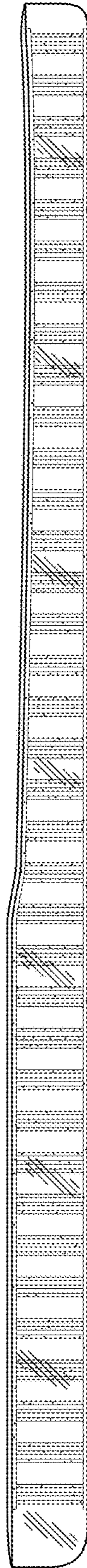


FIG. 6

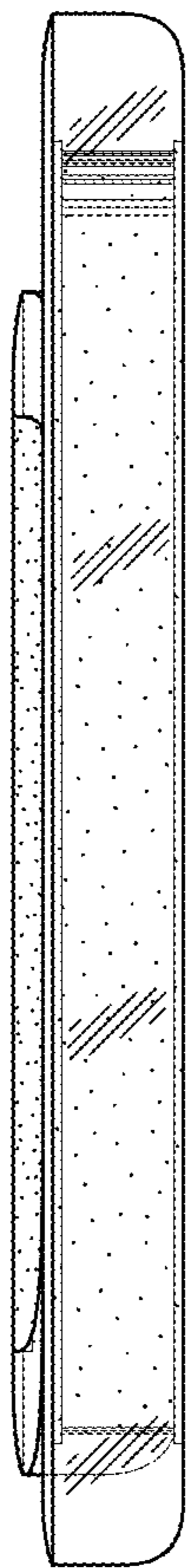


FIG. 7

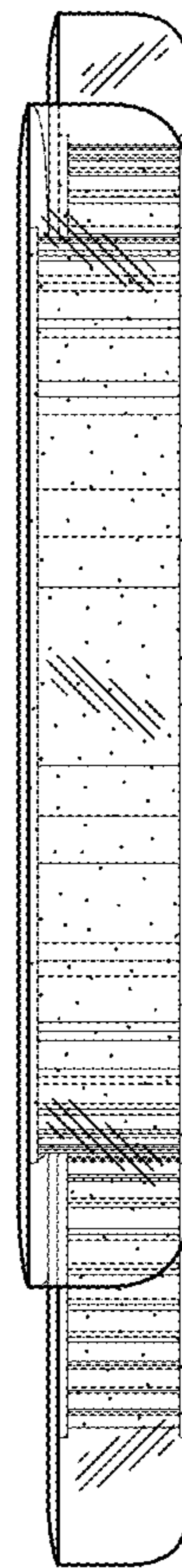


FIG. 8