



US00D798550S

(12) **United States Design Patent**
Fudalik

(10) **Patent No.:** **US D798,550 S**

(45) **Date of Patent:** **** Oct. 3, 2017**

- (54) **FOOTWEAR SOLE**
- (71) Applicant: **Wolverine World Wide, Inc.**,
Rockford, MI (US)
- (72) Inventor: **Keith J. Fudalik**, Chelmsford, MA
(US)
- (73) Assignee: **Wolverine Outdoors, Inc.**, Rockford,
MI (US)
- (**) Term: **15 Years**
- (21) Appl. No.: **29/539,776**
- (22) Filed: **Sep. 17, 2015**
- (51) **LOC (10) Cl.** **02-04**
- (52) **U.S. Cl.**
USPC **D2/947**; D2/951; D2/954
- (58) **Field of Classification Search**
USPC D2/902, 906, 908, 916, 918, 925,
D2/946-962, 977; 36/3 B, 22 R, 24.5,
36/25 R, 28, 32 R, 34 R, 59 C, 67 A, 103
CPC A43B 13/00; A43B 13/02; A43B 13/023;
A43B 13/026; A43B 13/04; A43B 13/08;
A43B 13/10; A43B 13/12; A43B 13/14;
A43B 13/141; A43B 13/143; A43B
13/16; A43B 13/18; A43B 13/181; A43B
13/187; A43B 13/189; A43B 13/20; A43B
13/22; A43B 13/223; A43B 13/24; A43B
13/28; A43B 13/30; A43B 13/32; A43B
13/34; A43B 13/36
See application file for complete search history.

- (56) **References Cited**
U.S. PATENT DOCUMENTS
2,090,881 A * 8/1937 Wilson A43B 13/20
36/29
4,223,456 A * 9/1980 Cohen A43B 7/08
36/29

- 4,345,387 A * 8/1982 Daswick A43B 7/146
36/29
- D298,583 S * 11/1988 Yung-Mao D2/961
- 4,905,382 A * 3/1990 Yung-Mao A43B 1/0072
36/107
- 4,908,962 A * 3/1990 Yung-Mao A43B 1/0072
36/28
- D315,634 S * 3/1991 Yung-Mao D2/954
- D389,991 S 2/1998 Elliott
- D399,040 S * 10/1998 Merceron D2/954
- D429,552 S 8/2000 Kern
- D461,040 S 8/2002 Urie et al.
- D474,588 S * 5/2003 Dean D2/961
- D487,614 S 3/2004 Le
- D504,758 S 5/2005 Sonnergren
- D516,283 S * 3/2006 Tzenos D2/969
- D554,331 S 11/2007 Matis
- D563,653 S 3/2008 Schoenborn et al.
- D571,091 S 6/2008 Belley et al.

(Continued)

Primary Examiner — T. Chase Nelson
(74) *Attorney, Agent, or Firm* — Warner Norcross & Judd
LLP

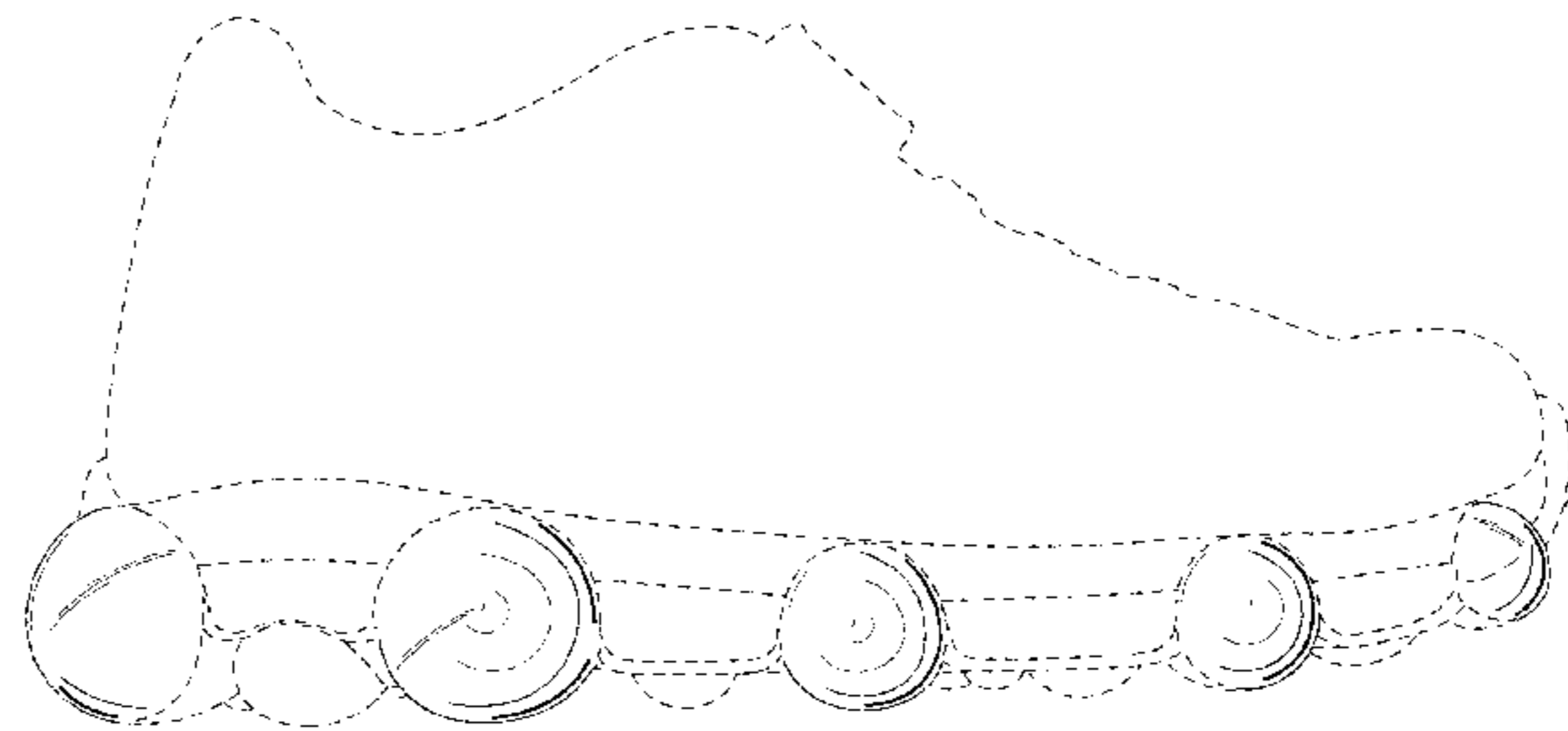
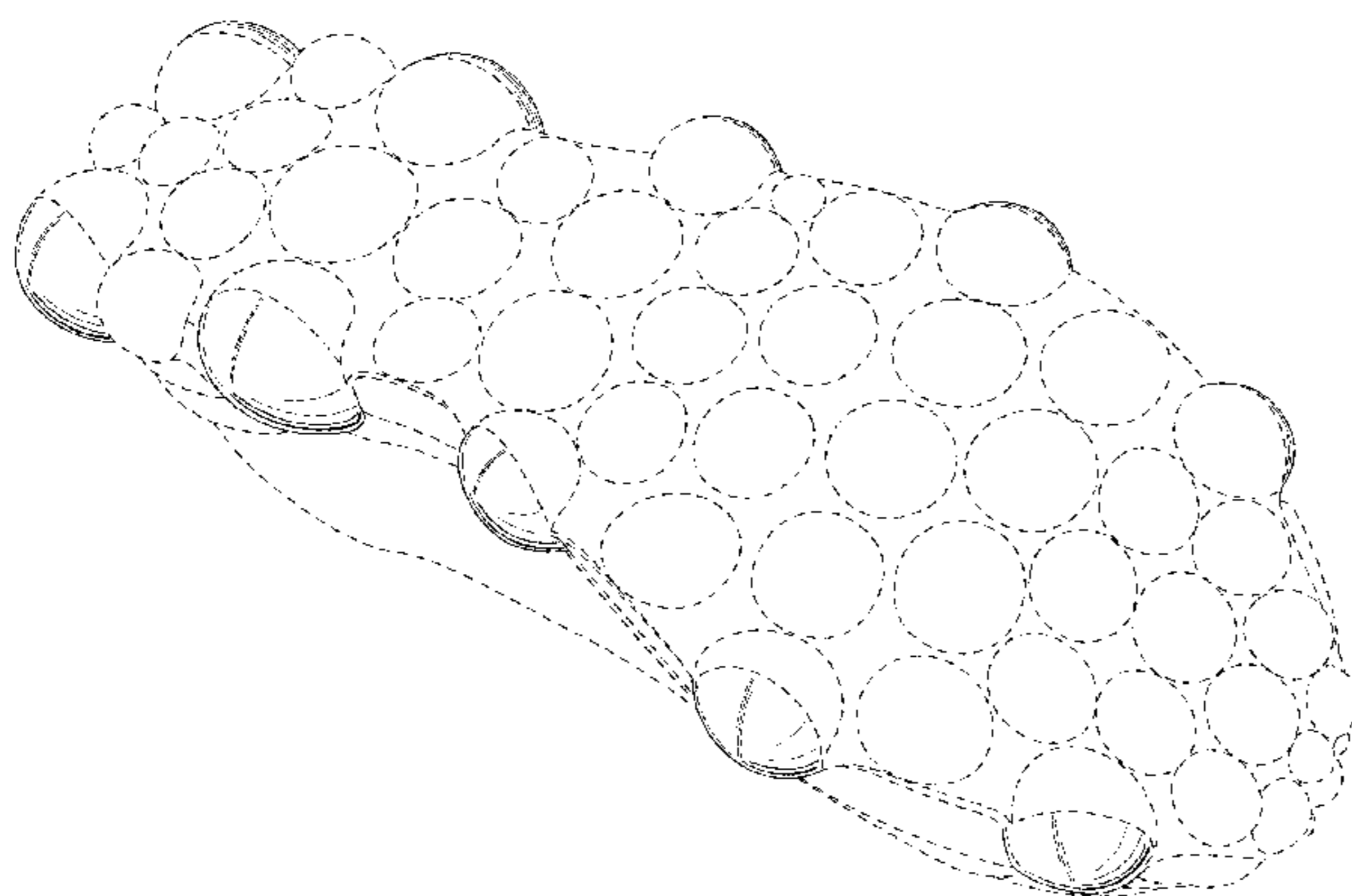
(57) **CLAIM**

The ornamental design for footwear sole, as shown and described.

DESCRIPTION

FIG. 1 is a perspective view of the footwear sole embodying the new design;
FIG. 2 is a bottom plan view thereof;
FIG. 3 is a right side elevational view thereof;
FIG. 4 is a left side elevational view thereof;
FIG. 5 is a front view thereof; and,
FIG. 6 is a rear view thereof.
In FIGS. 1-6, the broken lines immediately adjacent the shaded area represent unclaimed boundaries of the design. The broken lines showing the remainder of the article are shown for environmental purposes and do not form any part of the claimed design.

1 Claim, 4 Drawing Sheets



(56)

References Cited

U.S. PATENT DOCUMENTS

| | | | | |
|--------------|------|---------|-------------------|-----------------------|
| D575,494 | S | 8/2008 | St-Louis | |
| D580,155 | S | 11/2008 | Banik | |
| D599,091 | S * | 9/2009 | Della Valle | D2/951 |
| D600,898 | S | 9/2009 | St-Louis et al. | |
| D600,900 | S | 9/2009 | St-Louis et al. | |
| D655,901 | S * | 3/2012 | Raysse | D2/951 |
| D656,720 | S * | 4/2012 | Wawrousek | D2/951 |
| D663,517 | S * | 7/2012 | Della Valle | D2/951 |
| D682,522 | S * | 5/2013 | Raysse | D2/951 |
| D683,941 | S * | 6/2013 | Raysse | D2/951 |
| D685,984 | S * | 7/2013 | Raysse | D2/951 |
| D690,490 | S * | 10/2013 | Riddell | D2/951 |
| D693,550 | S * | 11/2013 | Montross | D2/951 |
| D693,551 | S * | 11/2013 | Montross | D2/951 |
| D698,137 | S * | 1/2014 | Carr | D2/954 |
| D707,930 | S * | 7/2014 | Raysse | D2/951 |
| D708,430 | S * | 7/2014 | Weeks | D2/951 |
| D711,636 | S * | 8/2014 | Christensen | D2/951 |
| D719,329 | S * | 12/2014 | Smith | D2/951 |
| D730,638 | S * | 6/2015 | Christensen | D2/951 |
| D734,601 | S * | 7/2015 | Montross | D2/951 |
| D738,079 | S * | 9/2015 | Bates | D2/951 |
| D745,256 | S * | 12/2015 | Montross | D2/951 |
| D776,411 | S * | 1/2017 | Christensen | D2/951 |
| D788,430 | S * | 6/2017 | Eguchi | D2/961 |
| 2011/0131832 | A1 * | 6/2011 | Brandt | A43B 13/20 36/29 |
| 2013/0167402 | A1 * | 7/2013 | Christensen | A43B 13/184 36/29 |
| 2013/0212909 | A1 * | 8/2013 | Bates | A43B 13/189 36/102 |
| 2015/0196082 | A1 * | 7/2015 | Van Atta | A43B 7/00 36/103 |

* cited by examiner

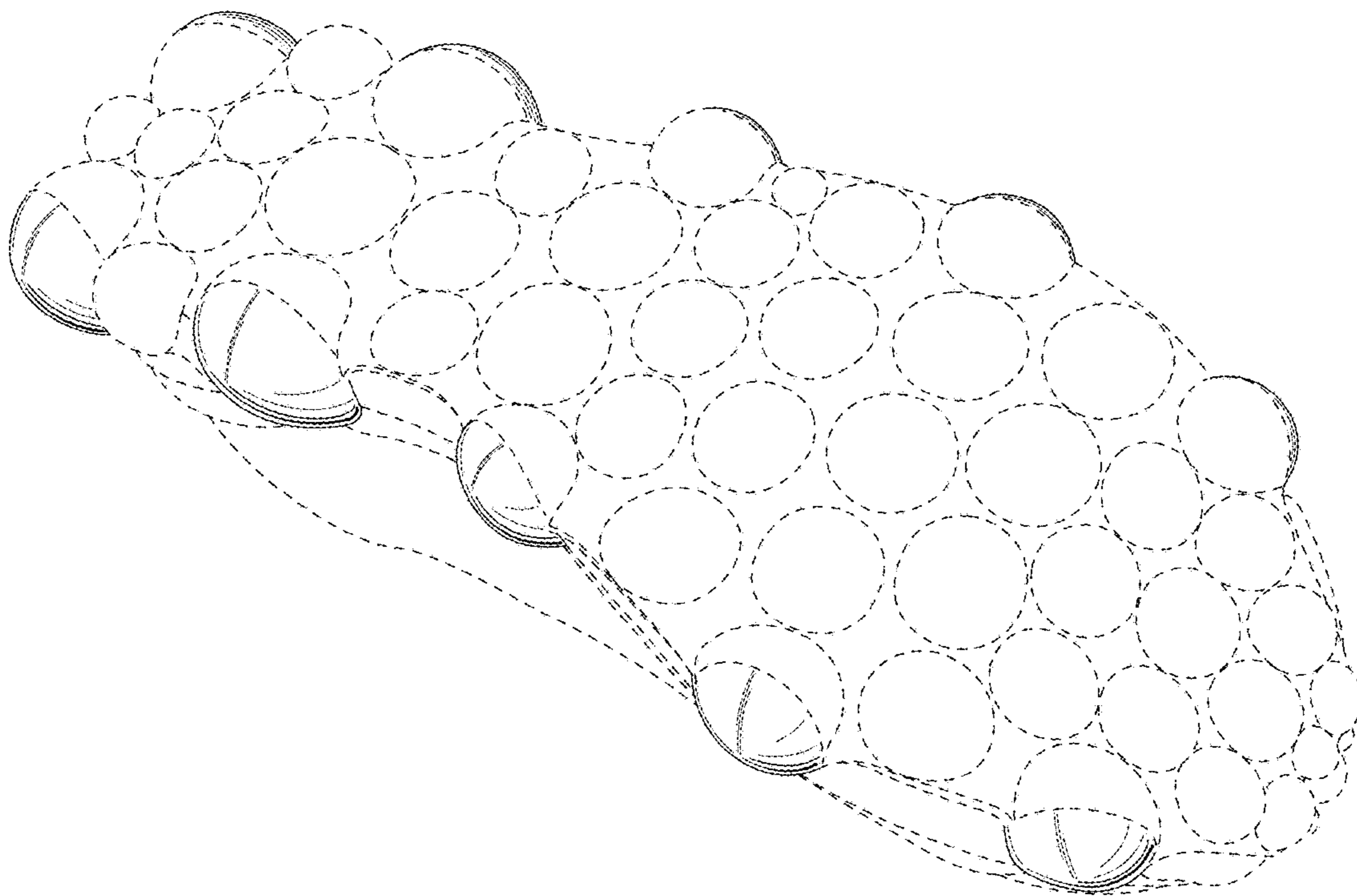


Fig. 1

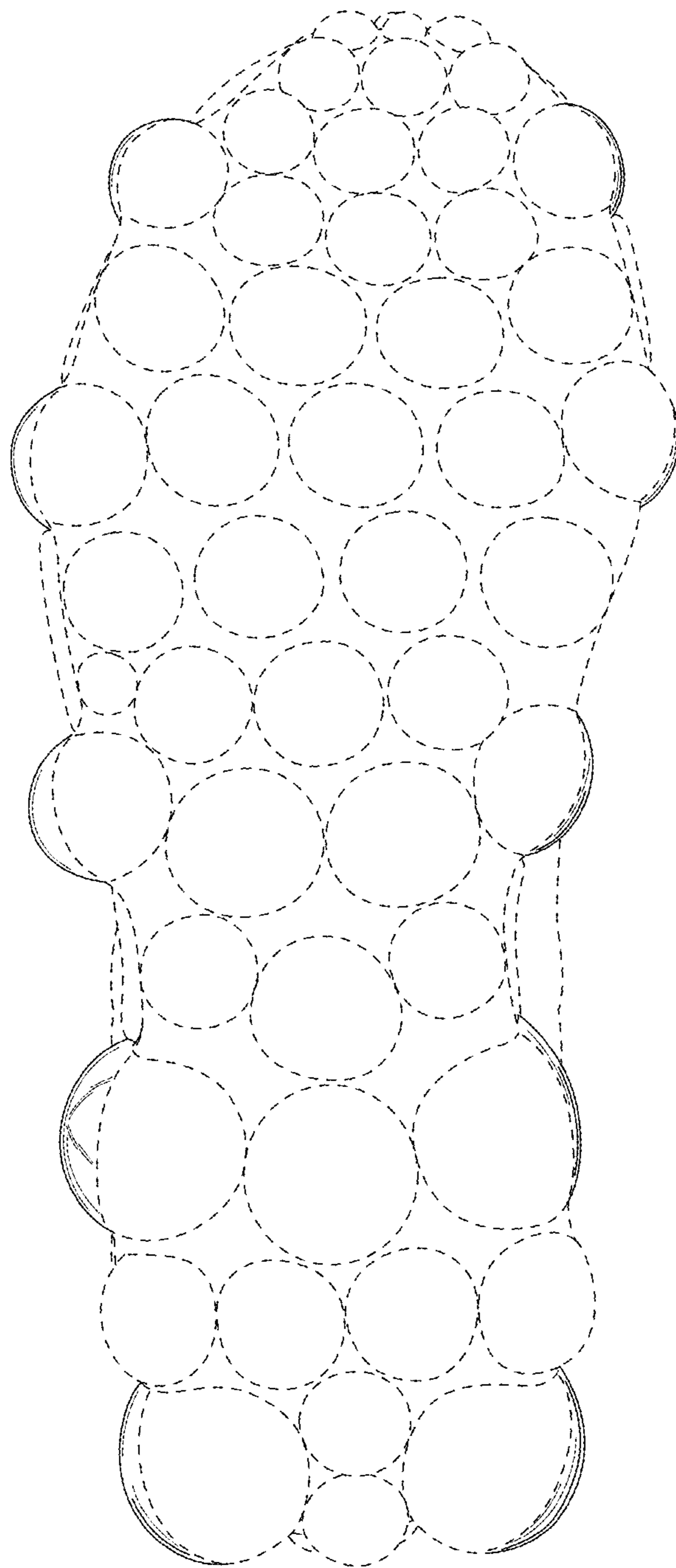


Fig. 2

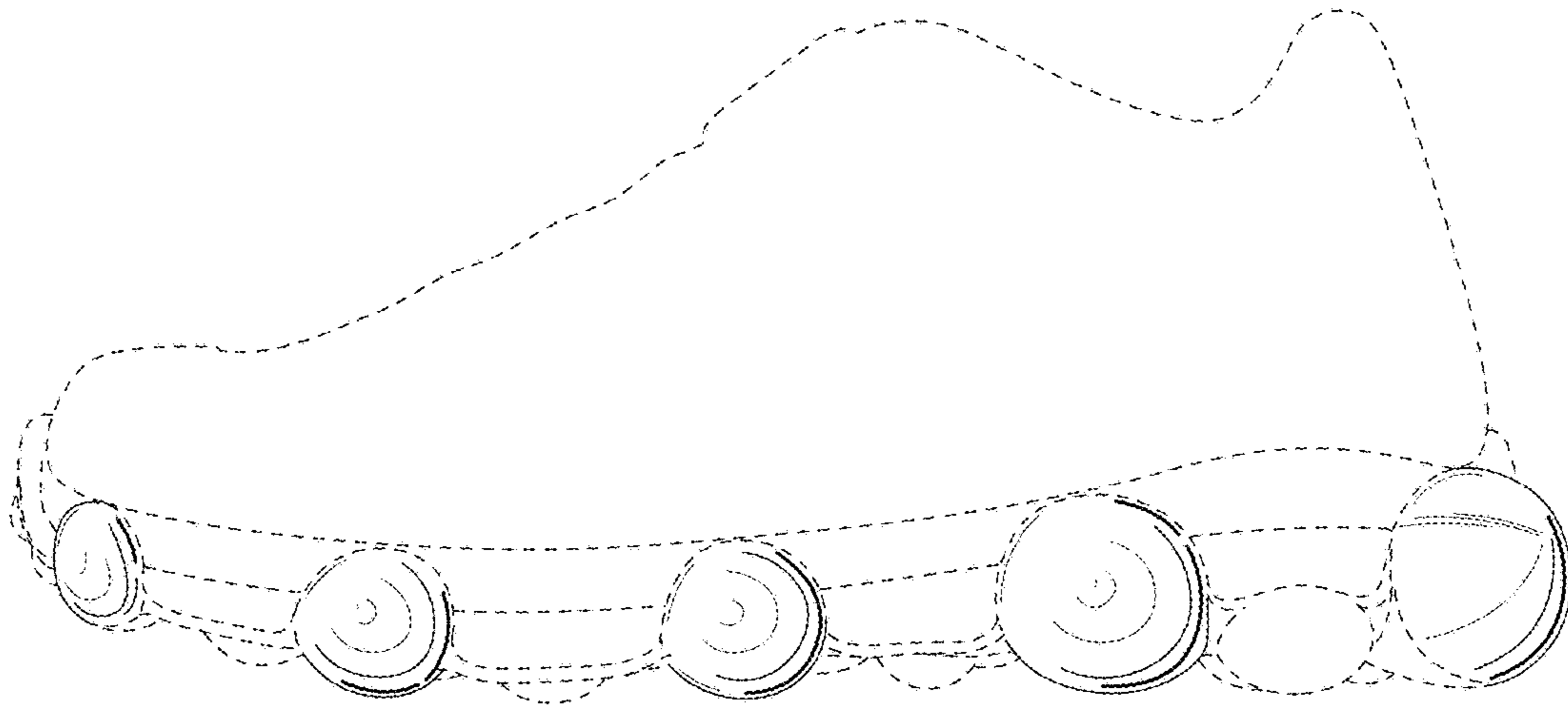


Fig. 3

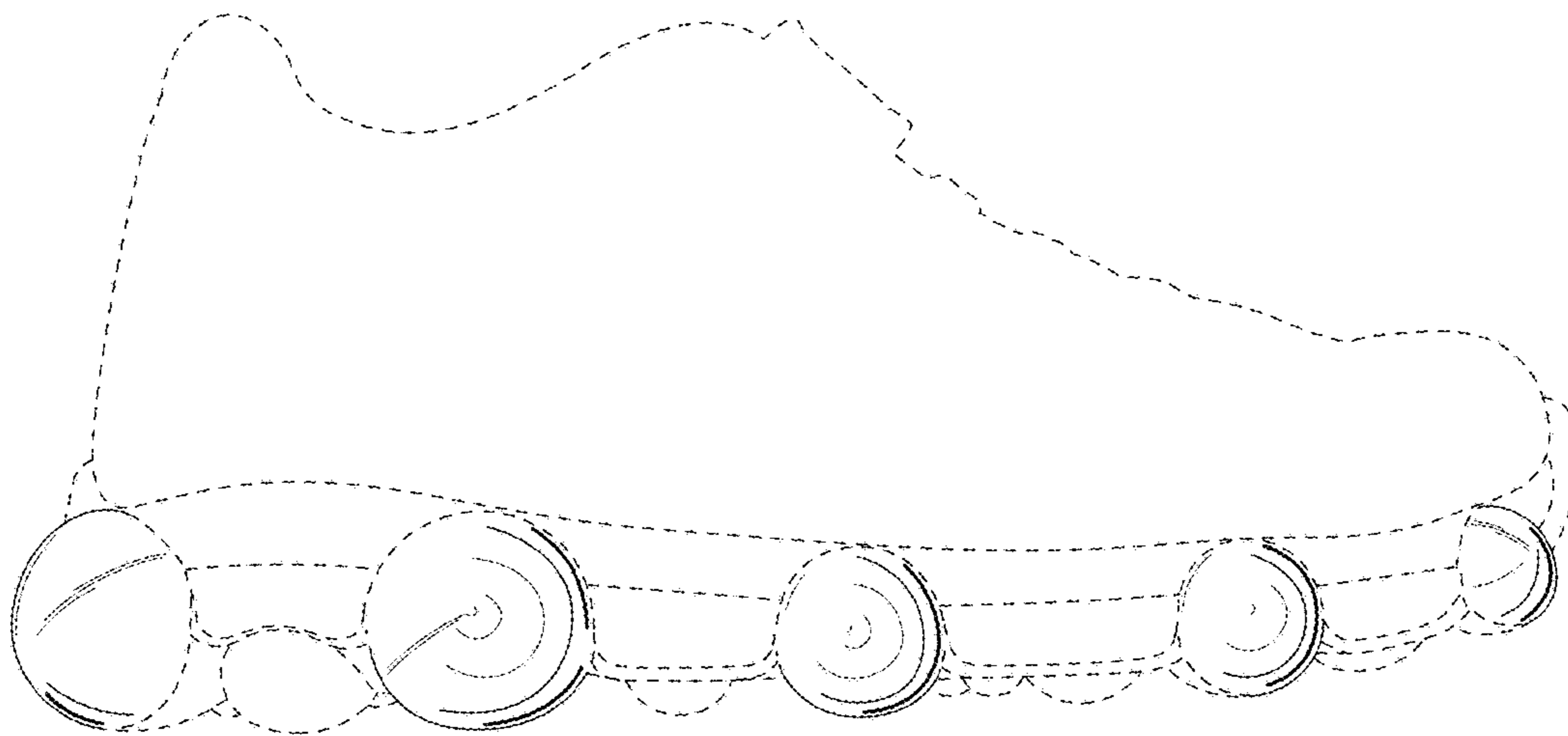


Fig. 4

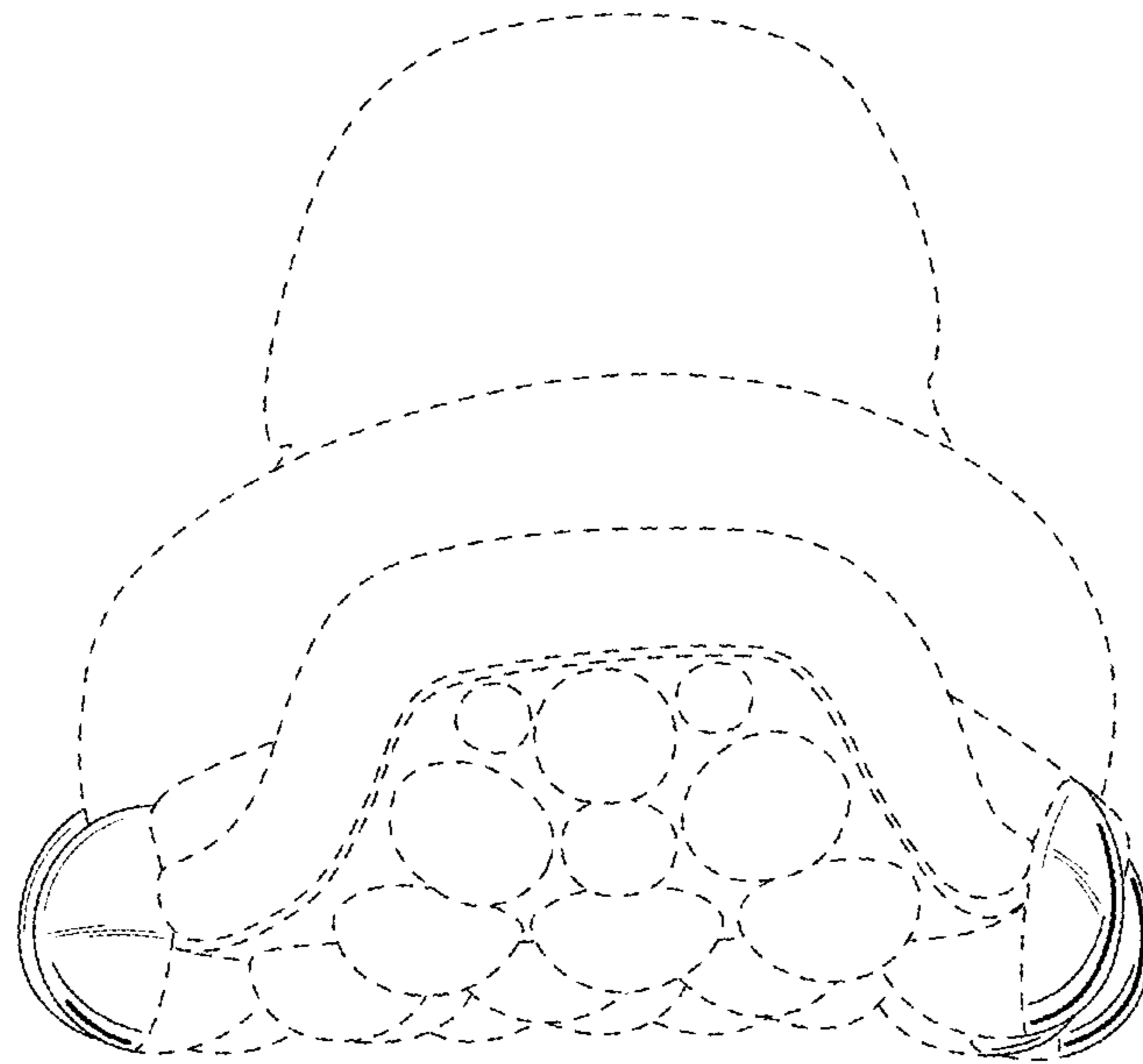


Fig. 5

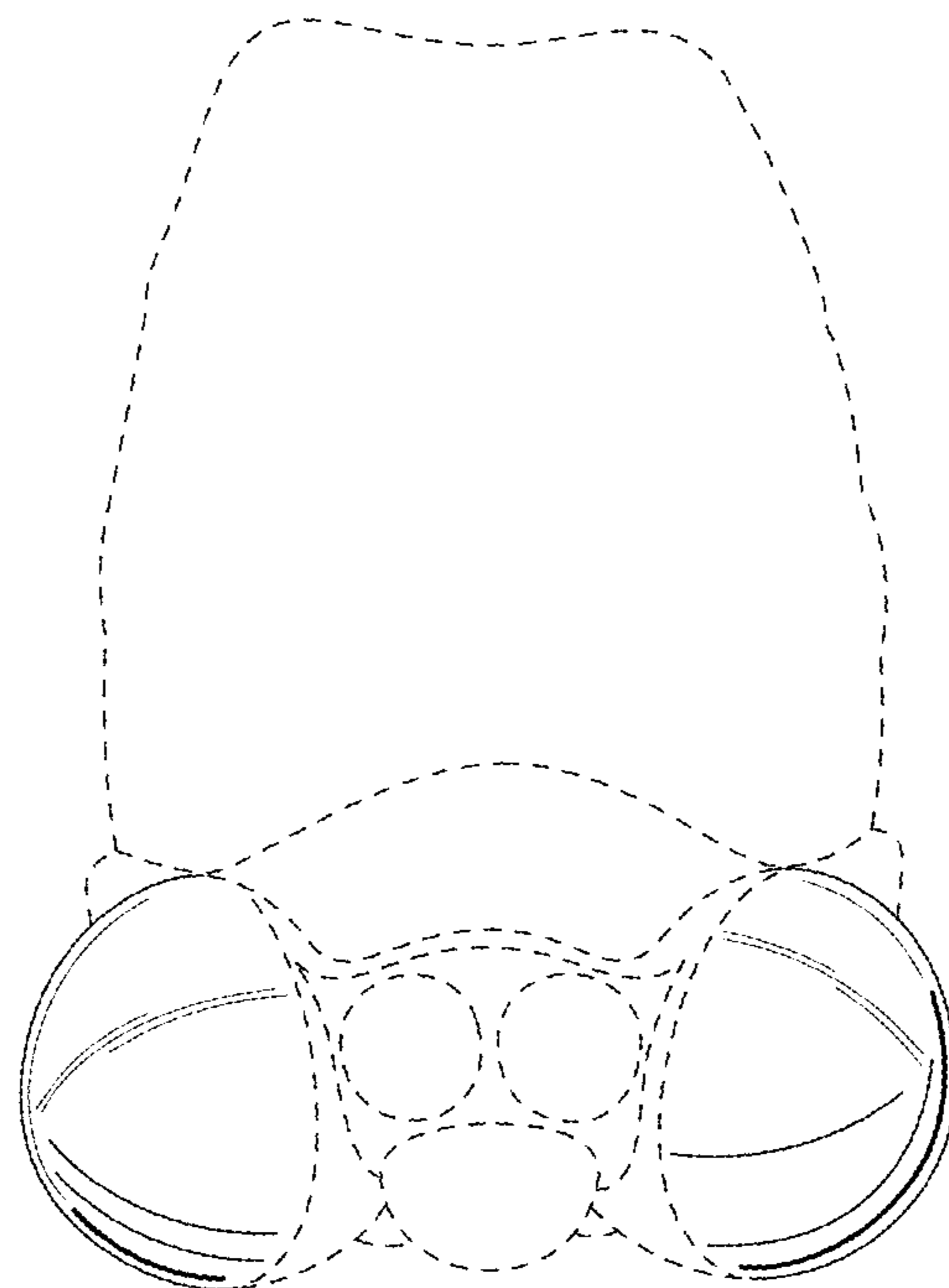


Fig. 6