



US00D798548S

(12) **United States Design Patent** (10) **Patent No.:** **US D798,548 S**  
**Ethridge** (45) **Date of Patent:** **\*\* Oct. 3, 2017**

(54) **SANDAL**

(71) Applicant: **Desaree C. Ethridge**, South Ozone Park, NY (US)

(72) Inventor: **Desaree C. Ethridge**, South Ozone Park, NY (US)

(\*\*) Term: **14 Years**

(21) Appl. No.: **29/525,695**

(22) Filed: **May 1, 2015**

(51) **LOC (10) Cl.** ..... **02-04**

(52) **U.S. Cl.**  
USPC ..... **D2/917**

(58) **Field of Classification Search**  
USPC .... D2/916-91, 925, 926, 929-936, 942, 969  
CPC ..... A43B 7/26; A43B 3/126; A43B 3/108;  
A43B 3/122; A43B 3/24; A43B 3/12  
See application file for complete search history.

D591,936 S 5/2009 Frederiksen et al.  
D593,733 S 6/2009 Frederiksen et al.  
D644,422 S \* 9/2011 Selbiger ..... D2/916  
D646,870 S 10/2011 Patterson  
D661,066 S 6/2012 Da Silva  
D665,155 S \* 8/2012 Arnold ..... D2/917  
D678,665 S 3/2013 Martinez  
8,413,349 B2 \* 4/2013 Krauss ..... A43B 7/26  
36/11.5  
D692,216 S 10/2013 Issler  
D709,270 S \* 7/2014 Issler ..... D2/917  
D711,076 S \* 8/2014 Issler ..... D2/917  
8,832,971 B2 \* 9/2014 Heid ..... A43B 1/0081  
36/11.5  
D762,951 S 8/2016 Ethridge  
D770,737 S \* 11/2016 De Brito ..... D2/917  
D774,289 S \* 12/2016 Comeau ..... D2/916

\* cited by examiner

*Primary Examiner* — Holly Baynham  
*Assistant Examiner* — Rashida C Walshon  
(74) *Attorney, Agent, or Firm* — Knobbe, Martens, Olson & Bear, LLP

(56) **References Cited**  
U.S. PATENT DOCUMENTS

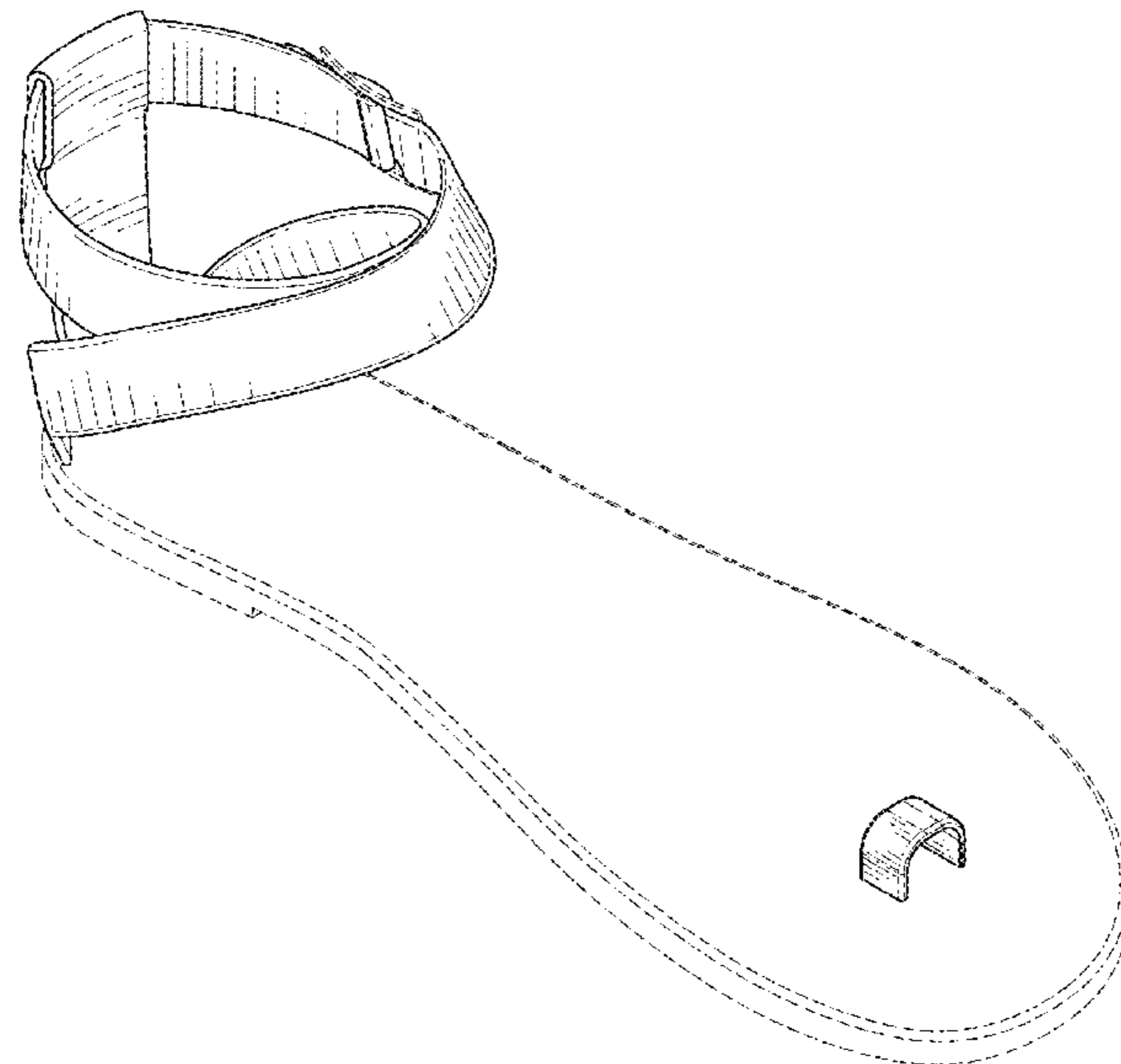
1,167,019 A \* 1/1916 Reed ..... A61F 5/019  
36/11.5  
2,506,308 A 5/1950 Maynier  
2,751,693 A 6/1956 Baker  
2,808,662 A 10/1957 Webb  
3,275,002 A \* 9/1966 Scholl ..... A43B 3/126  
36/11.5  
4,745,927 A \* 5/1988 Brock ..... A43B 7/26  
36/140  
4,813,162 A \* 3/1989 Harris ..... A43B 3/108  
36/11.5  
D495,855 S 9/2004 Comeau  
D496,147 S 9/2004 Comeau  
D563,091 S \* 3/2008 St-Louis ..... D2/916  
D572,456 S 7/2008 Guers-Neyrud  
D577,182 S 9/2008 Comeau  
D581,149 S 11/2008 Comeau

(57) **CLAIM**  
The ornamental design for a sandal, as shown and described.

**DESCRIPTION**

FIG. 1 is a top, front, and side perspective view of a sandal embodying my new design.  
FIG. 2 is a bottom, back, and side perspective view thereof.  
FIG. 3 is a back view thereof.  
FIG. 4 is a front view thereof.  
FIG. 5 is a top view thereof.  
FIG. 6 is a bottom view thereof.  
FIG. 7 is a first side view thereof; and,  
FIG. 8 is a second side view thereof.  
Broken lines are used to illustrate features of the sandal which form no part of the claimed design.

**1 Claim, 6 Drawing Sheets**



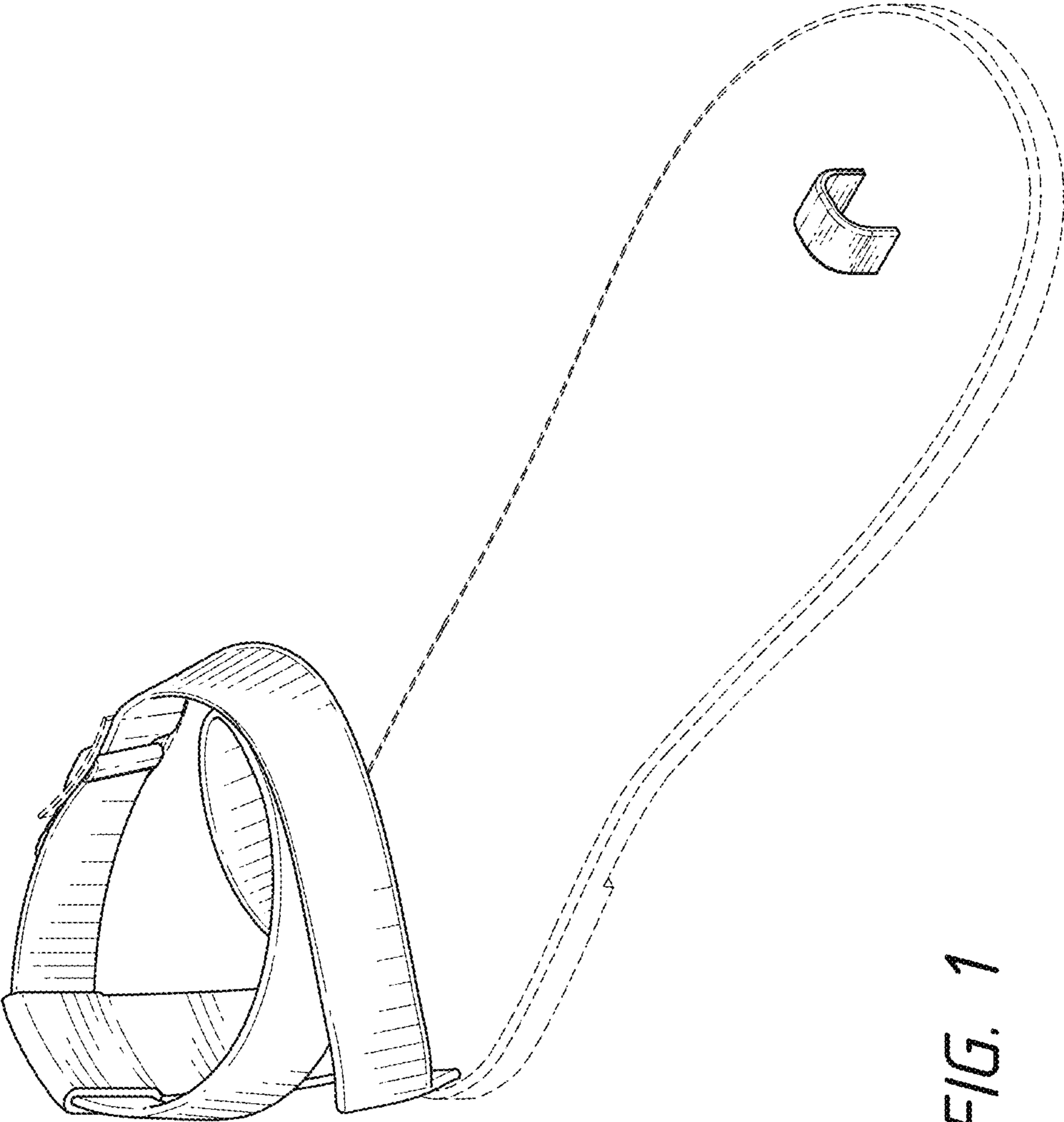


FIG. 1

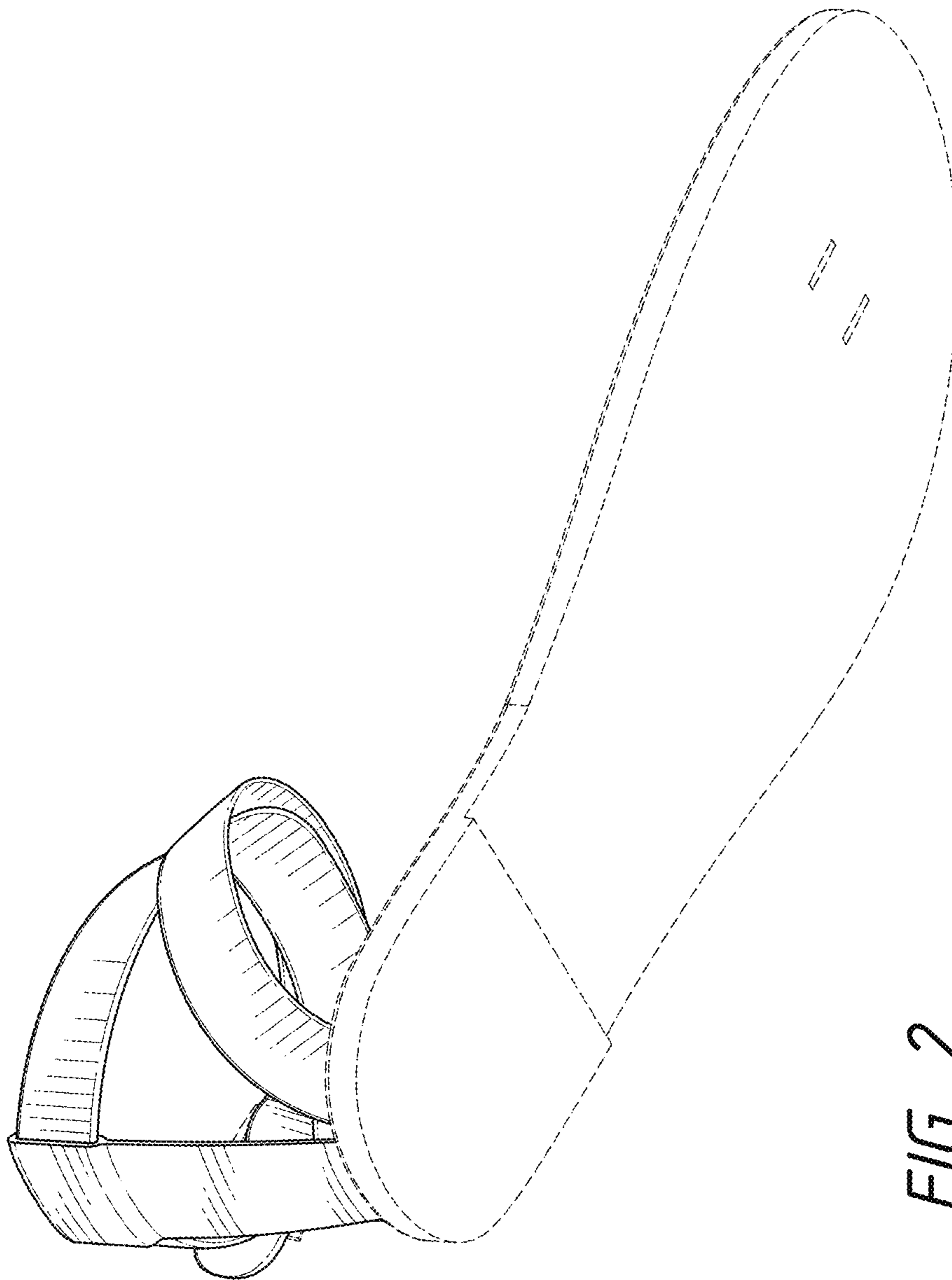


FIG. 2

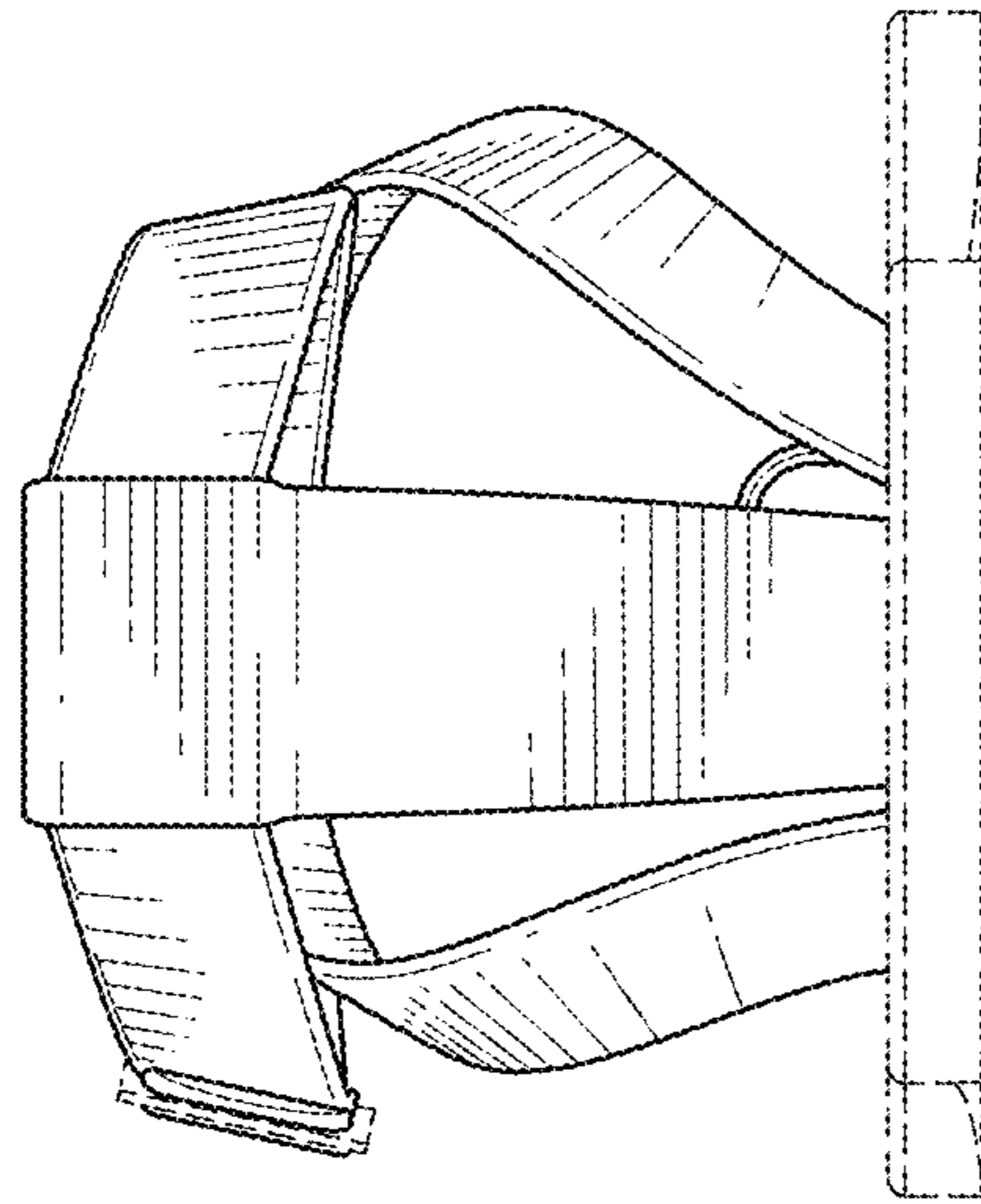


FIG. 3

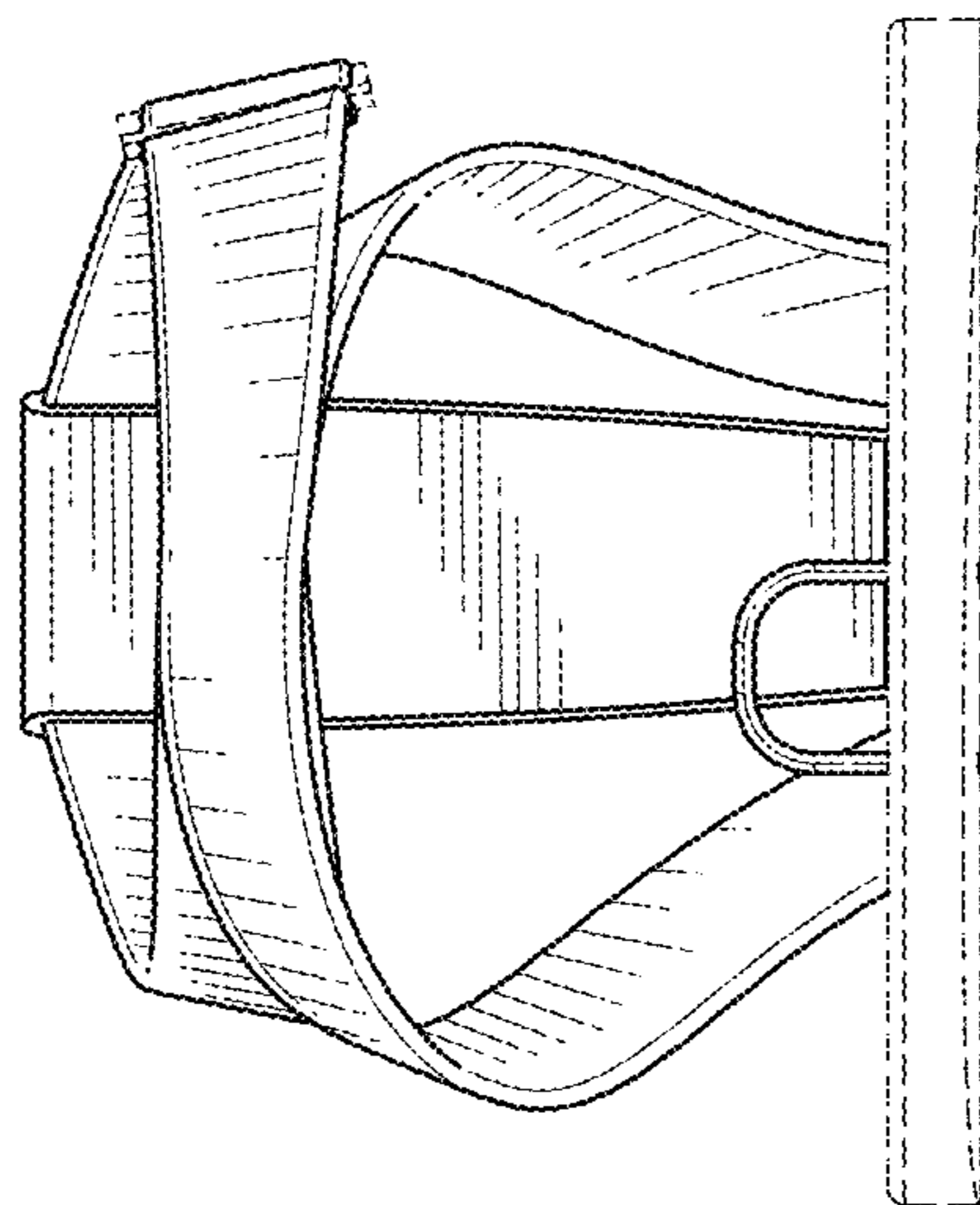


FIG. 4

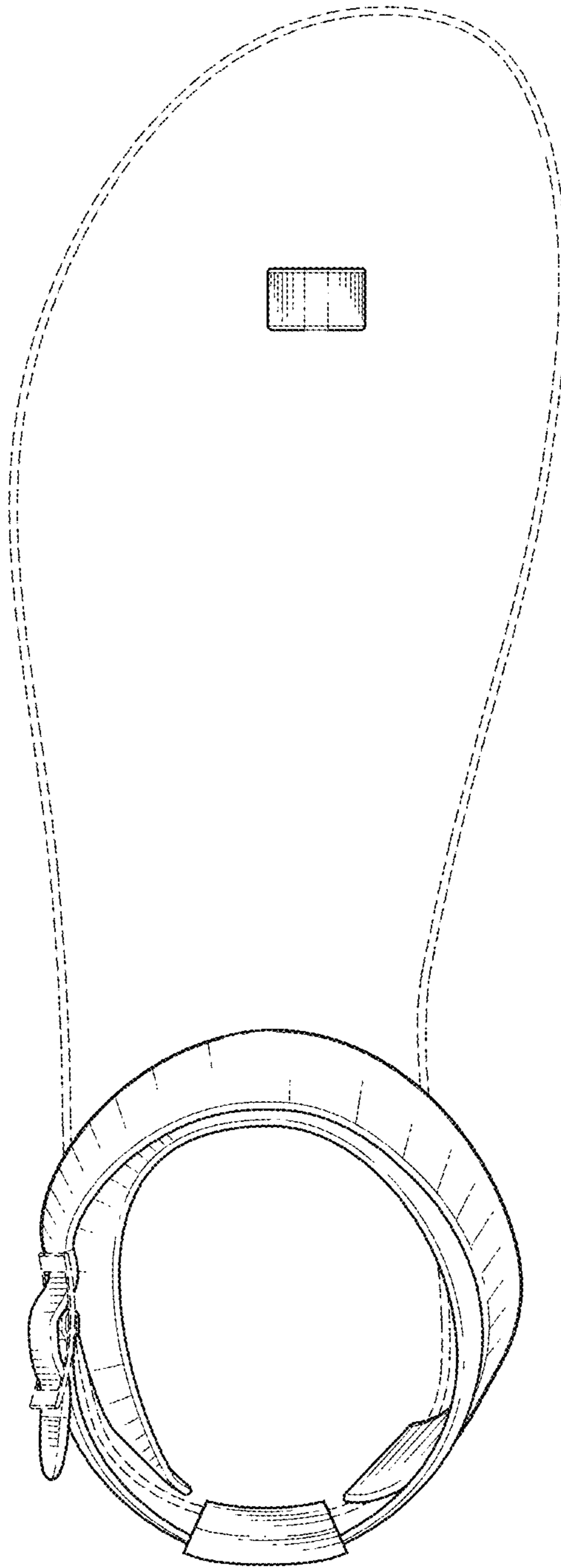


FIG. 5




FIG. 6




FIG. 7




FIG. 8