



US00D798547S

(12) **United States Design Patent**
Hobson

(10) **Patent No.:** **US D798,547 S**

(45) **Date of Patent:** **** Oct. 3, 2017**

(54) **SHOE**

(71) Applicant: **Reebok International Limited**, London (GB)

(72) Inventor: **Daniel Hobson**, Waltham, MA (US)

(73) Assignee: **Reebok International Limited**, London (GB)

(**) Term: **15 Years**

(21) Appl. No.: **29/593,385**

(22) Filed: **Feb. 8, 2017**

Related U.S. Application Data

(62) Division of application No. 29/542,611, filed on Oct. 15, 2015, now Pat. No. Des. 779,182.

(51) **LOC (10) Cl.** **02-04**

(52) **U.S. Cl.**
USPC **D2/908**

(58) **Field of Classification Search**

USPC D2/896, 902, 905, 906, 907, 908, 943, D2/944, 945, 947, 951, 960, 972
CPC A43B 1/00; A43B 1/10; A43B 3/00; A43B 5/00; A43B 5/001; A43B 5/002; A43B 5/003; A43B 5/007; A43B 5/008; A43B 5/02; A43B 5/06; A43B 5/08; A43B 5/10; A43B 5/14; A43B 13/00; A43B 13/04
See application file for complete search history.

(56) **References Cited**

U.S. PATENT DOCUMENTS

D476,141 S 6/2003 Matis
D536,861 S 2/2007 Rasmussen
D541,521 S * 5/2007 Smith D2/972
D542,517 S * 5/2007 Hulbert D2/969
D543,340 S 5/2007 Favreau et al.

D546,532 S 7/2007 Matis et al.
D548,940 S * 8/2007 Hulbert D2/969
D574,583 S 8/2008 St-Louis et al.
D586,991 S 2/2009 Fuerst
D612,137 S 3/2010 Duan
D613,480 S * 4/2010 Lamont D2/902
D625,491 S * 10/2010 Morton D2/908
D642,362 S 8/2011 Miner
D646,471 S * 10/2011 Mahoney D2/907
D651,787 S 1/2012 Mahoney
D662,695 S 7/2012 McVicker et al.
D671,718 S * 12/2012 McVicker D2/908
D672,543 S 12/2012 Williams, Jr. et al.
D672,942 S * 12/2012 Della Valle D2/908
D682,515 S * 5/2013 Della Valle D2/908
D682,523 S 5/2013 Shyllon
D713,135 S 9/2014 Tucker et al.
D714,036 S 9/2014 Etcheverry et al.
D724,297 S 3/2015 Oliver
D731,765 S * 6/2015 Opie D2/907

(Continued)

Primary Examiner — Elizabeth J Oswecki

(74) *Attorney, Agent, or Firm* — Sterne, Kessler, Goldstein & Fox P.L.L.C.

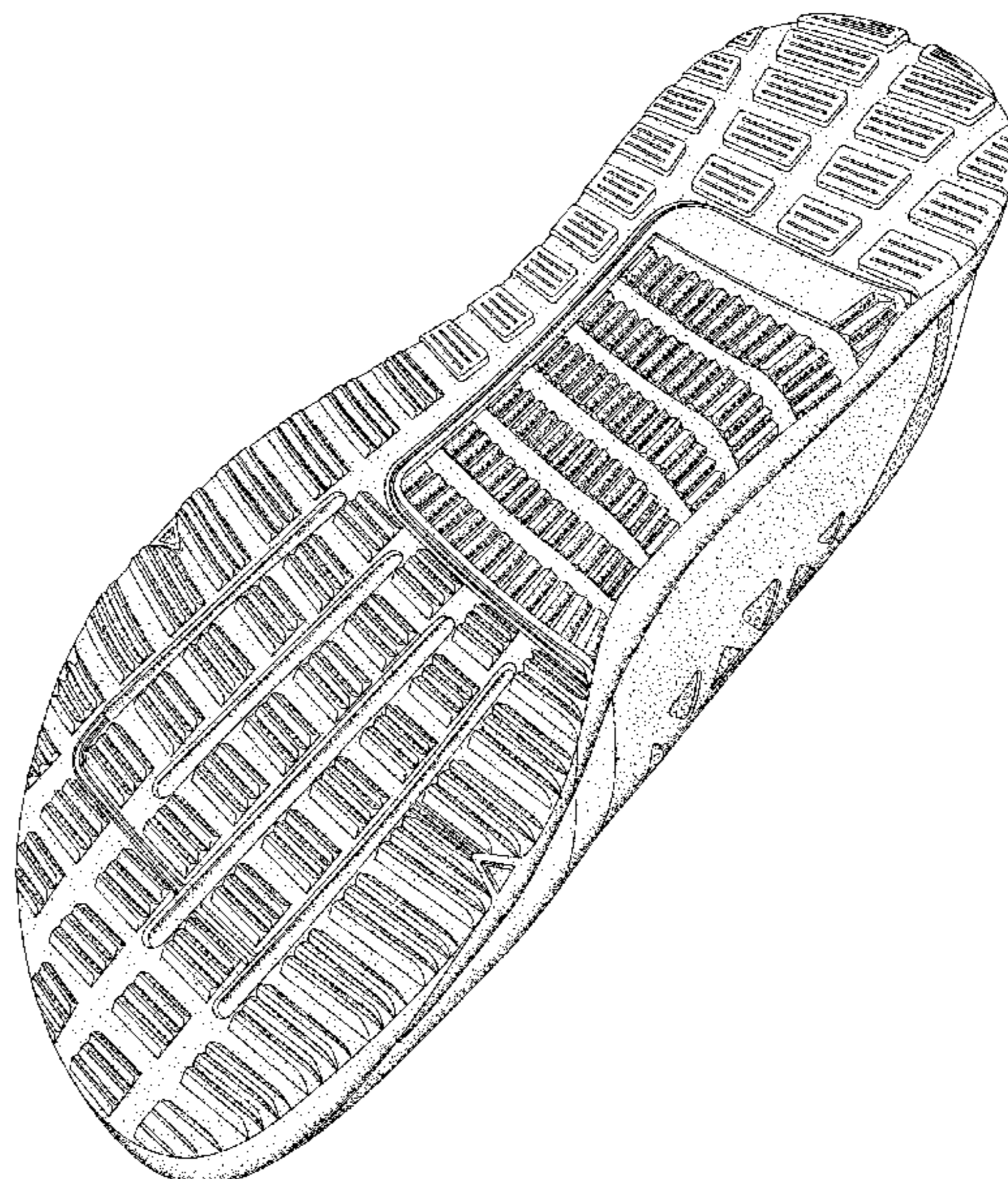
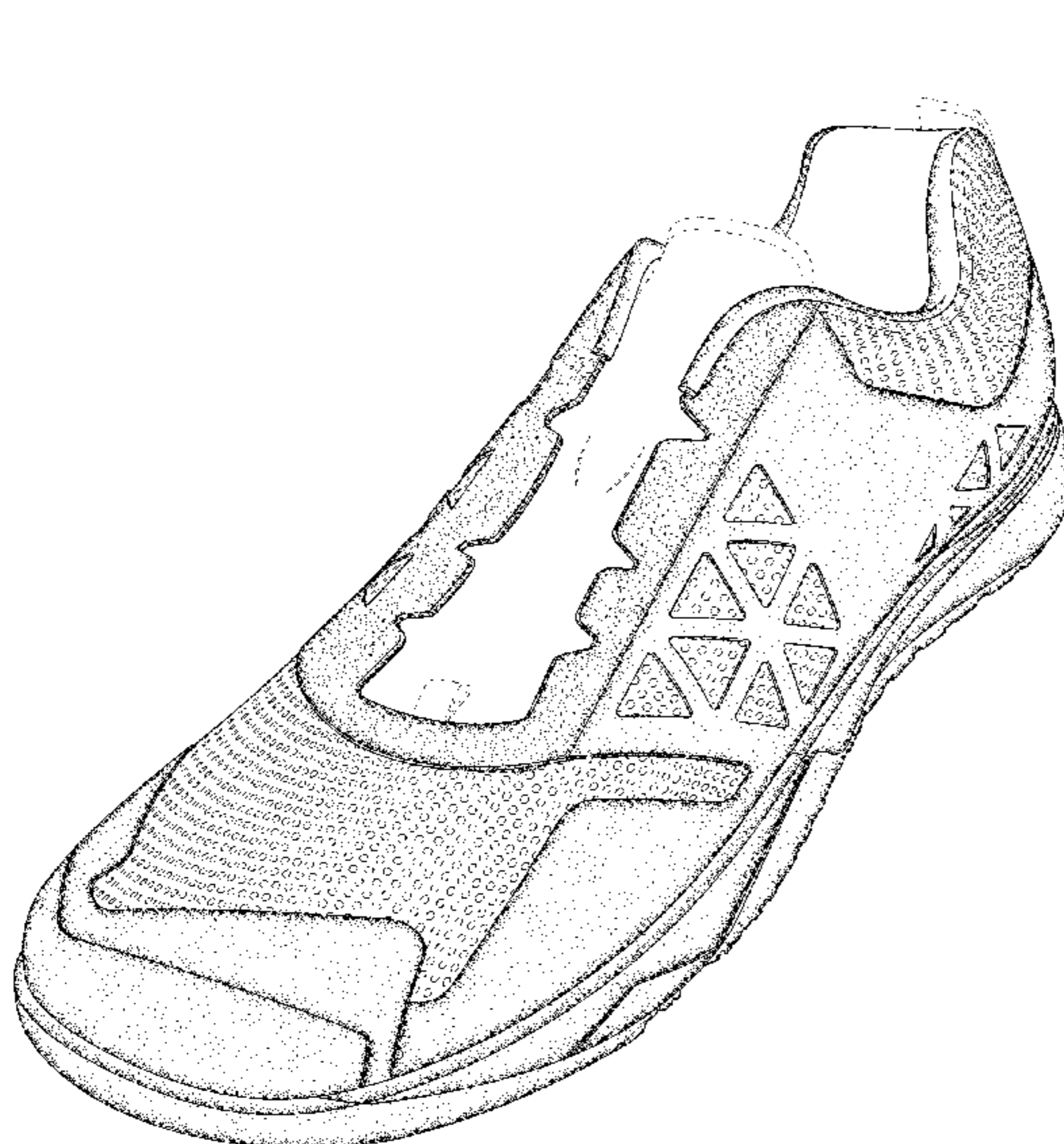
(57) **CLAIM**

The ornamental design for a shoe, as shown and described.

DESCRIPTION

FIG. 1 is a top perspective view of a shoe showing our new design;
FIG. 2 is a top view thereof;
FIG. 3 is a bottom view thereof;
FIG. 4 is a side view thereof;
FIG. 5 is another side view thereof;
FIG. 6 is a front view thereof;
FIG. 7 is a rear view thereof; and,
FIG. 8 is a bottom perspective view thereof.
The broken lines in the figures show portions of the shoe that form no part of the claimed design.

1 Claim, 7 Drawing Sheets



(56)

References Cited

U.S. PATENT DOCUMENTS

D744,728 S * 12/2015 Remmele D2/908
D748,902 S 2/2016 Humphrey et al.
D752,322 S * 3/2016 Tomat D2/908
D753,376 S 4/2016 Birkinhead
D759,948 S 6/2016 Sassi
D760,482 S 7/2016 Siegel
D768,368 S 10/2016 Birkinhead et al.
D774,287 S * 12/2016 Taestensen D2/908
D779,182 S * 2/2017 Hobson D2/960
2005/0016023 A1 1/2005 Burris et al.
2011/0113646 A1 5/2011 Merritt et al.
2011/0214313 A1 9/2011 James et al.
2012/0073160 A1 3/2012 Marvin et al.
2013/0031805 A1 * 2/2013 Crowley, II A43B 7/144
36/103
2013/0152428 A1 6/2013 Bishop et al.
2013/0212909 A1 8/2013 Bates et al.

* cited by examiner



FIG. 1

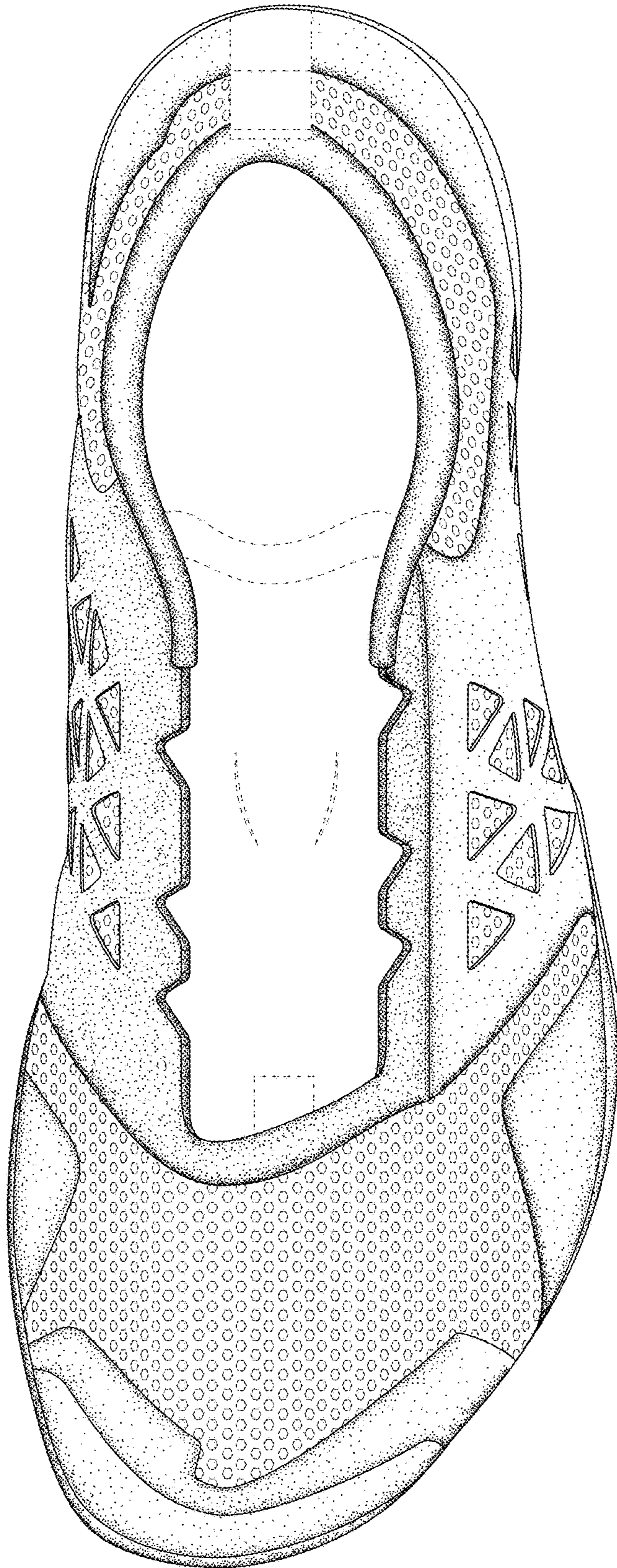


FIG. 2

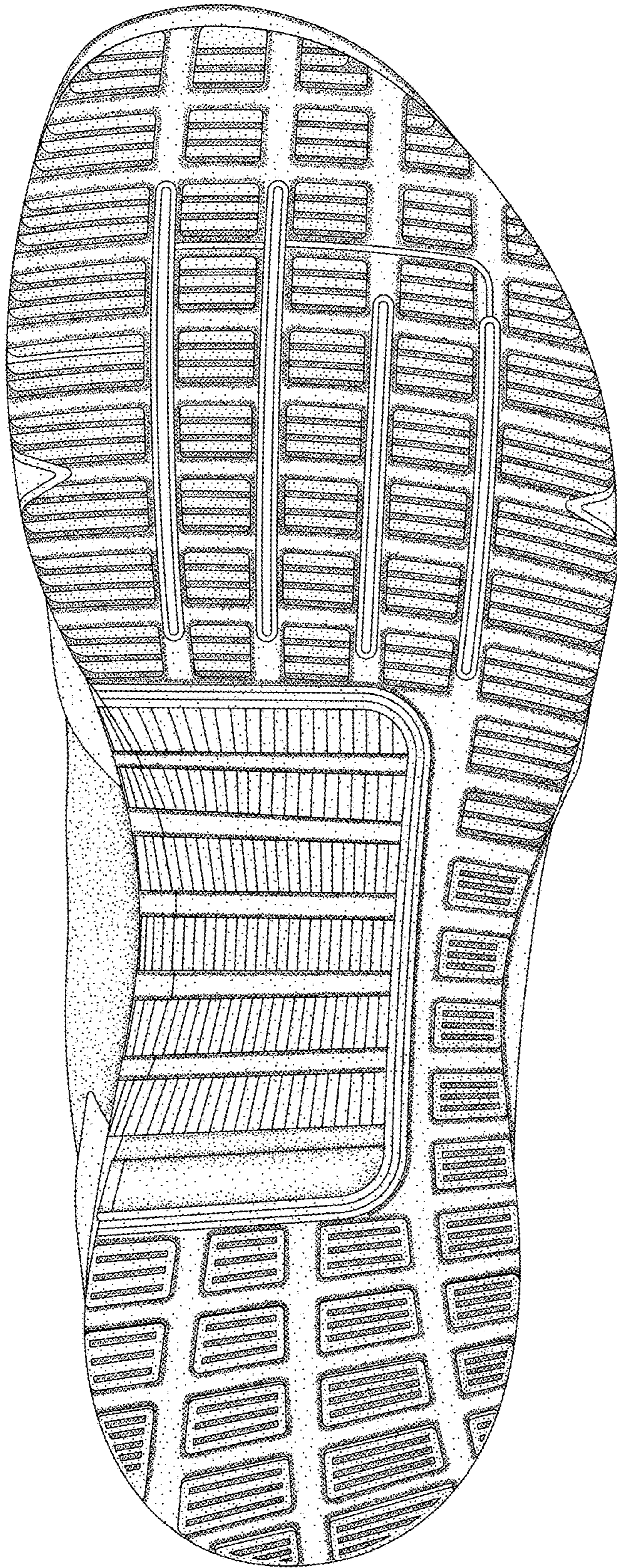


FIG. 3

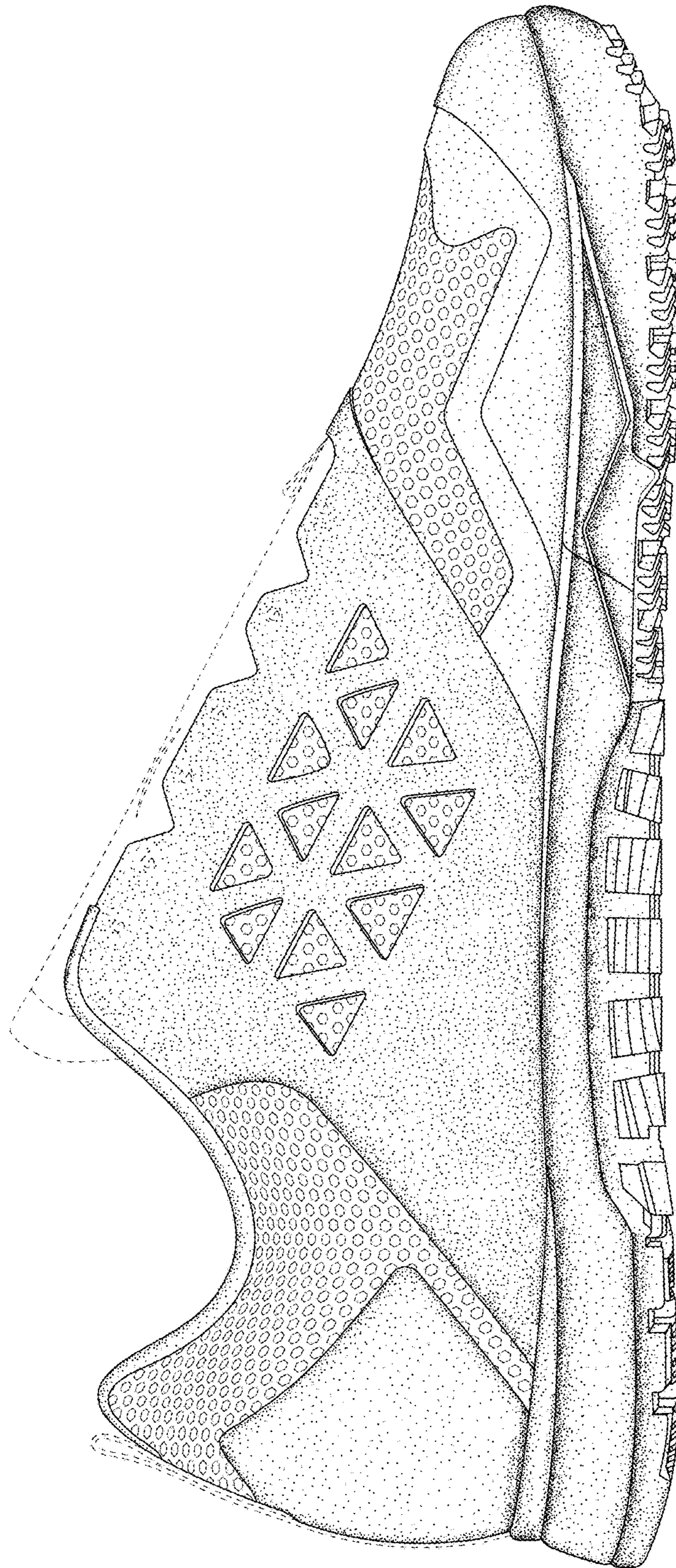


FIG. 4

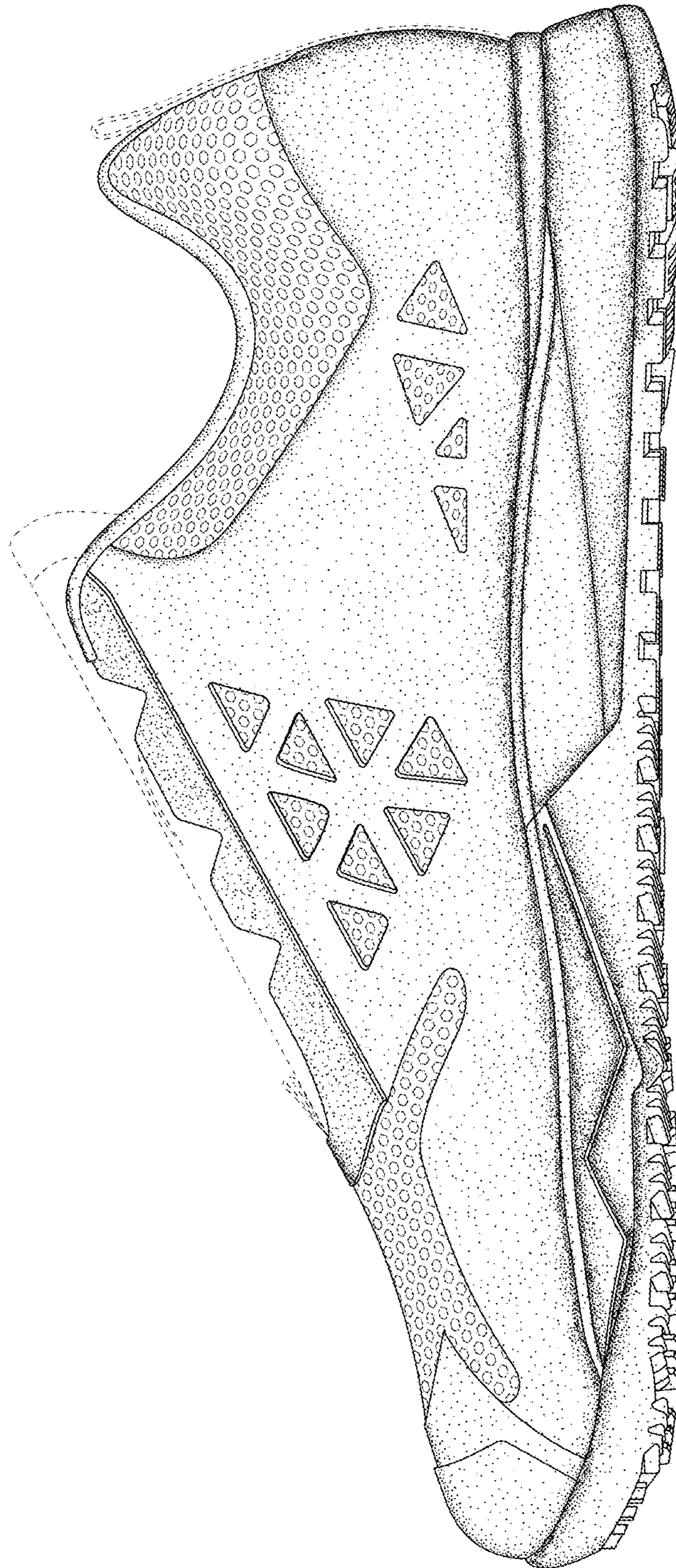


FIG. 5

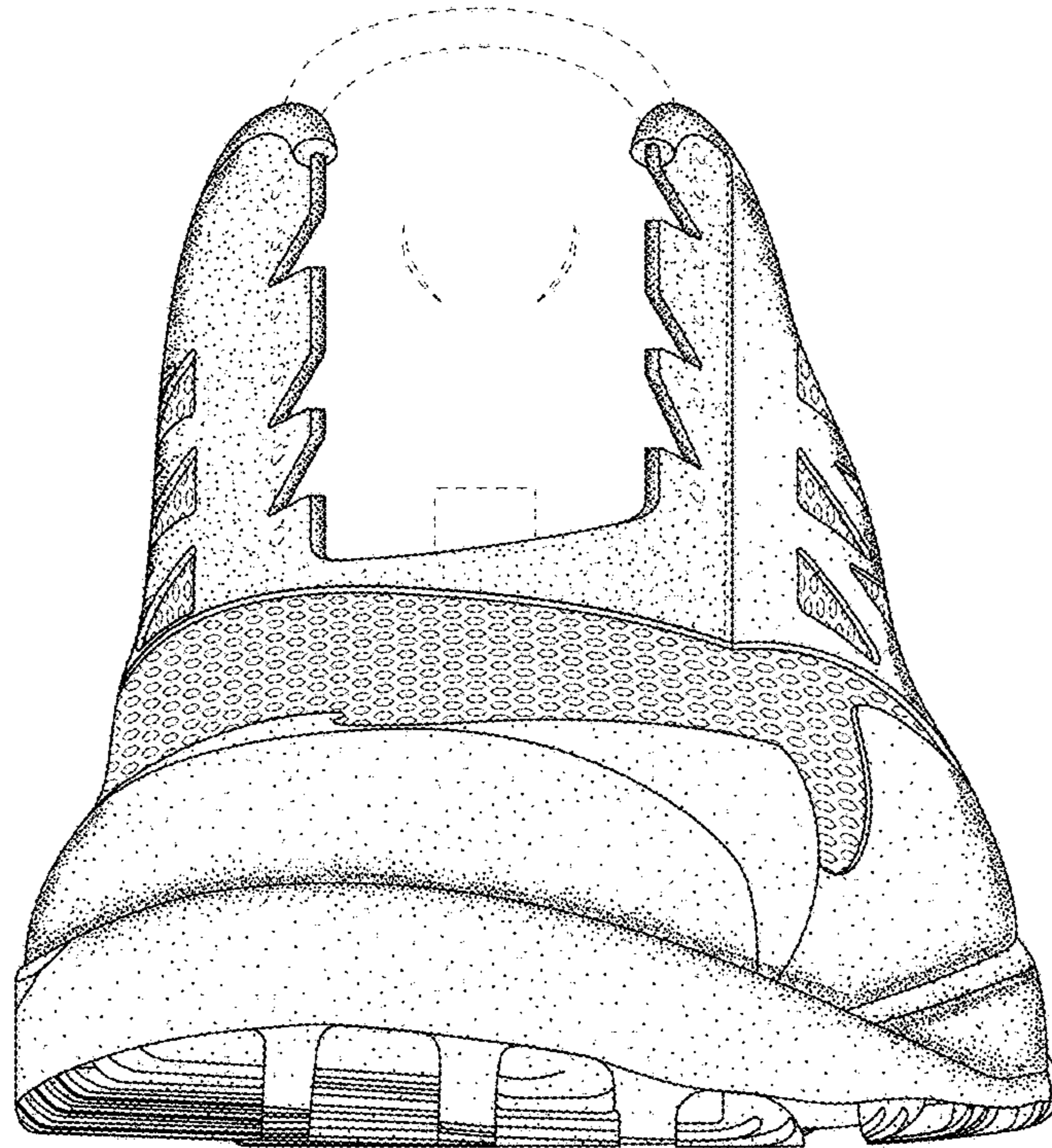


FIG. 6

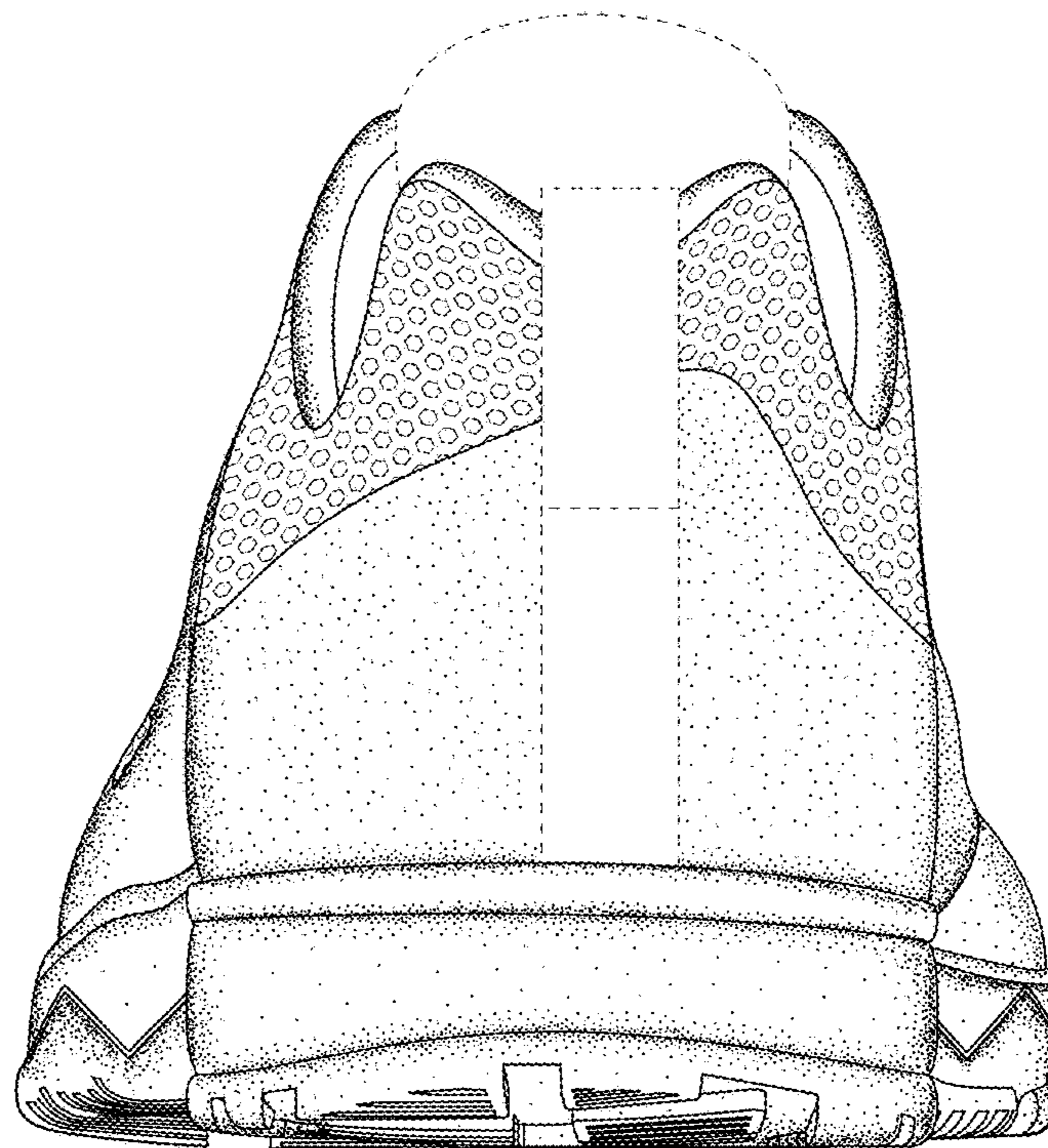


FIG. 7

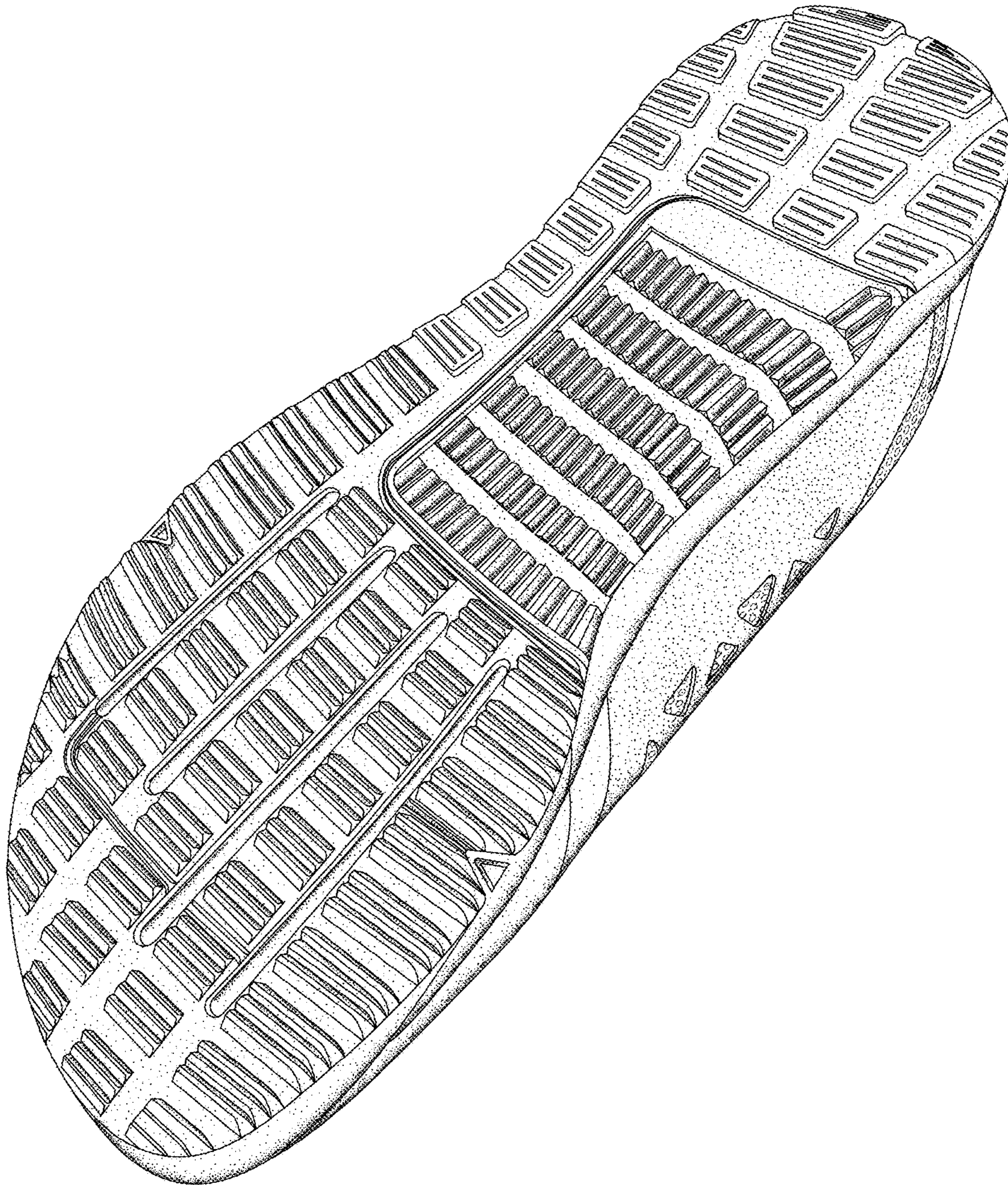


FIG. 8