



US00D798546S

(12) **United States Design Patent** (10) **Patent No.:** **US D798,546 S**  
**Sallan** (45) **Date of Patent:** **\*\* Oct. 3, 2017**

- (54) **BOOT COVER**
- (71) Applicant: **Taylor Rose Designs LLC**, Reno, NV (US)
- (72) Inventor: **Heather Sallan**, Reno, NV (US)
- (73) Assignee: **Taylor Rose Designs LLC**, Reno, NV (US)
- (\*\*) Term: **15 Years**
- (21) Appl. No.: **29/567,131**
- (22) Filed: **Jun. 6, 2016**
- (51) **LOC (10) Cl.** ..... **02-04**
- (52) **U.S. Cl.**  
USPC ..... **D2/901**; D2/897; D2/910
- (58) **Field of Classification Search**  
USPC ..... D2/897, 901, 910-913, 946, 970, 971  
CPC ..... A41D 17/00; A41D 17/005  
See application file for complete search history.
- (56) **References Cited**

U.S. PATENT DOCUMENTS

1,003,077 A	9/1911	Watson	
1,004,812 A	10/1911	Pfouts	
1,032,643 A	7/1912	Allsopp	
1,483,192 A	2/1924	Langgans	
1,678,954 A	7/1928	Rauh	
2,078,550 A	4/1937	Wiesenfeld	
2,099,476 A	11/1937	Glowka	
2,145,061 A	1/1939	Stuart	
D114,248 S *	4/1939	Frank	..... D2/875
2,406,090 A	8/1946	Mas	
2,432,648 A	12/1947	Beckwith	
2,446,158 A	7/1948	Miller et al.	
D150,473 S *	8/1948	Stalie	..... 36/2 R
2,513,204 A	6/1950	Ridel	
2,733,443 A	2/1956	Holder	
2,757,460 A	8/1956	Bufis	
2,872,745 A	2/1959	Finegan	
2,902,779 A	9/1959	Cook	

3,087,260 A	4/1963	Hudon	
3,128,565 A	4/1964	Graham et al.	
3,153,864 A	10/1964	Brewer	
3,271,888 A	9/1966	Graham et al.	
4,057,853 A	11/1977	McLane	
D270,869 S *	10/1983	Kronberg	..... D2/901
4,503,566 A	3/1985	Wheeler	

(Continued)

OTHER PUBLICATIONS

Wayback Machine; BootRoxx.com webpage published Oct. 21, 2014.  
 Wayback Machine; BootRoxx.com webpage published May 10, 2015.  
 Wayback Machine; BootRoxx.com webpage published May 11, 2015.

*Primary Examiner* — Holly Baynham  
*Assistant Examiner* — Rashida C Walshon  
 (74) *Attorney, Agent, or Firm* — Holland & Hart LLP

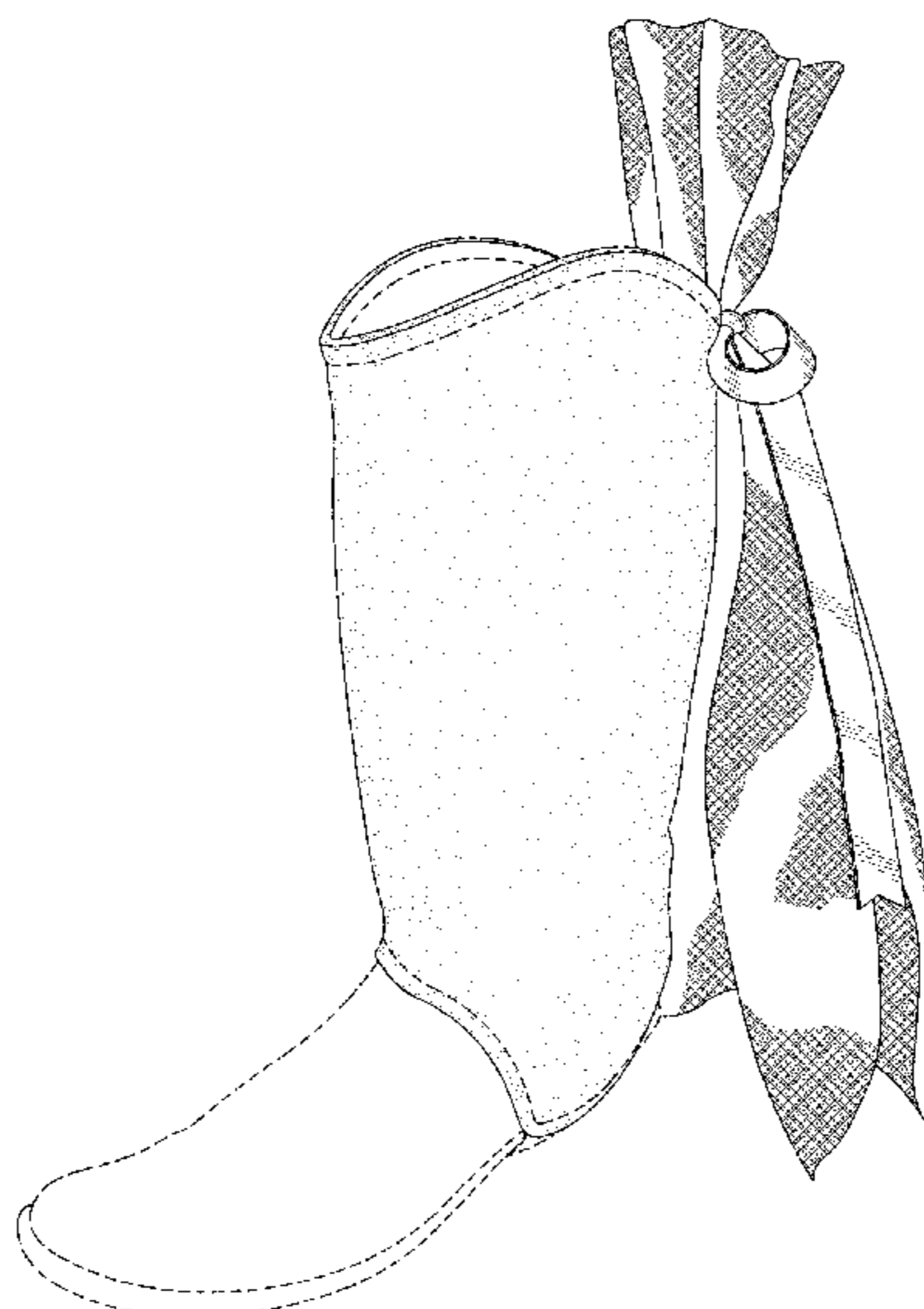
(57) **CLAIM**

The ornamental design for a boot cover, as shown and described.

**DESCRIPTION**

FIG. 1 is a front perspective view of the boot cover showing my new design;  
 FIG. 2 is a rear perspective view of the boot cover showing my new design;  
 FIG. 3 is a left side view of the boot cover shown in FIG. 1;  
 FIG. 4 is a right side view of the boot cover shown in FIG. 1;  
 FIG. 5 is a rear view of the boot cover shown in FIG. 1;  
 FIG. 6 is a front view of the boot cover shown in FIG. 1;  
 FIG. 7 is a top view of the boot cover shown in FIG. 1; and,  
 FIG. 8 is a bottom view of the boot cover shown in FIG. 1.  
 The broken lines in the drawings represent environment and form no part of the claimed design.

**1 Claim, 8 Drawing Sheets**



(56)

**References Cited**

U.S. PATENT DOCUMENTS

5,251,386	A	10/1993	Diaz	
D345,252	S *	3/1994	Randall .....	D2/901
5,469,637	A	11/1995	Adam	
5,501,022	A	3/1996	Cohn	
D396,740	S *	8/1998	Magliulo .....	D2/901
D415,874	S *	11/1999	Lawrence .....	D2/901
5,987,778	A	11/1999	Stoner	
D502,587	S *	3/2005	Mule .....	D2/865
D520,218	S *	5/2006	Mayers .....	D2/901
D551,828	S *	10/2007	Winjum .....	D2/901
7,614,126	B2	11/2009	Gerhardt	
D643,598	S	8/2011	Ringholz	
8,001,706	B2	8/2011	Jeffers	
D649,333	S *	11/2011	Miller .....	D2/901
D655,896	S	3/2012	Kang	
D734,595	S *	7/2015	Brown .....	D2/901
D740,524	S *	10/2015	Brown .....	D2/901
2010/0186259	A1	7/2010	Garza	
2012/0047766	A1	3/2012	Moore	
2012/0324765	A1	12/2012	Tafoya	
2013/0133228	A1	5/2013	Nugent	

\* cited by examiner

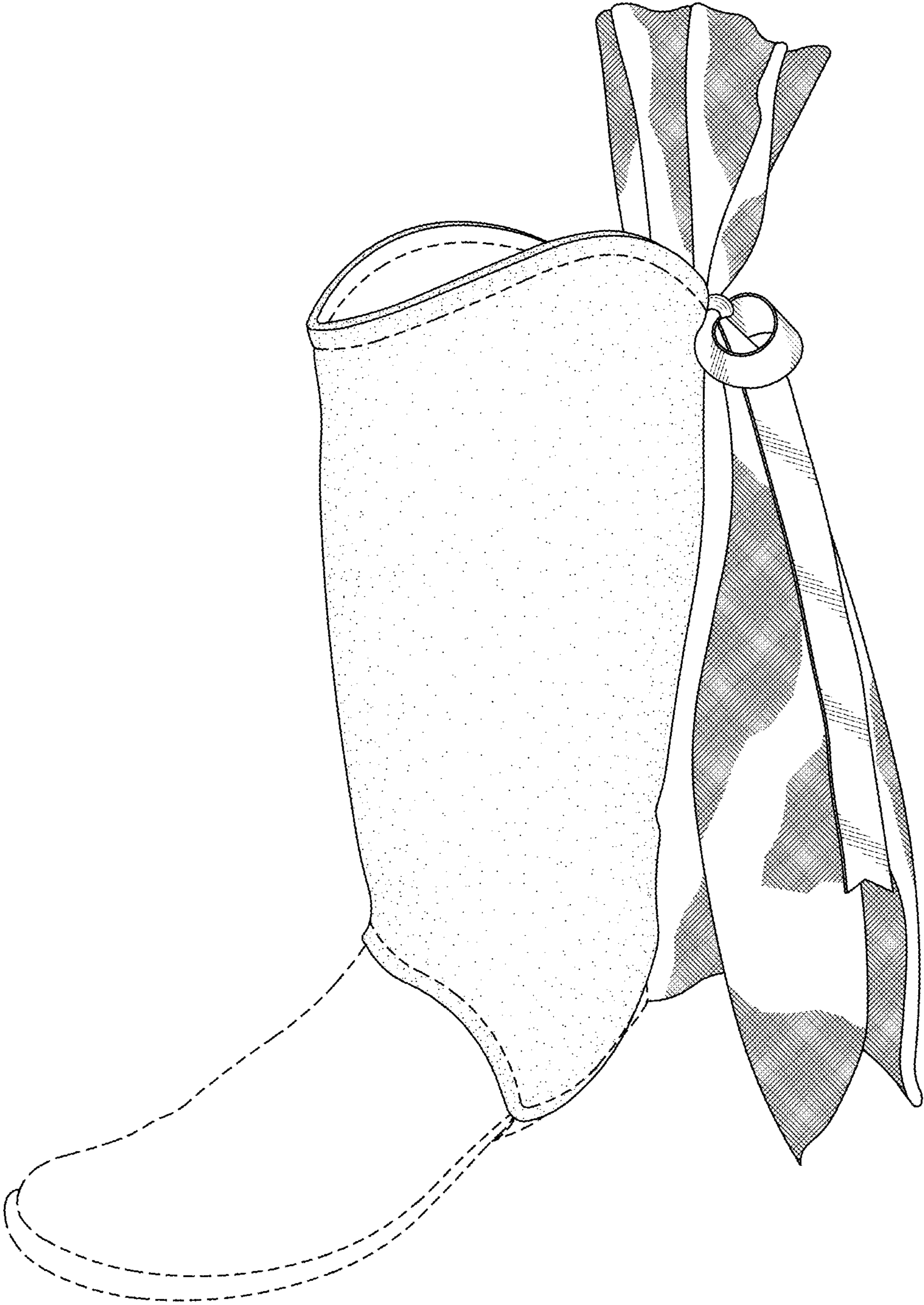


FIG. 1





FIG. 2





FIG. 3



FIG. 4



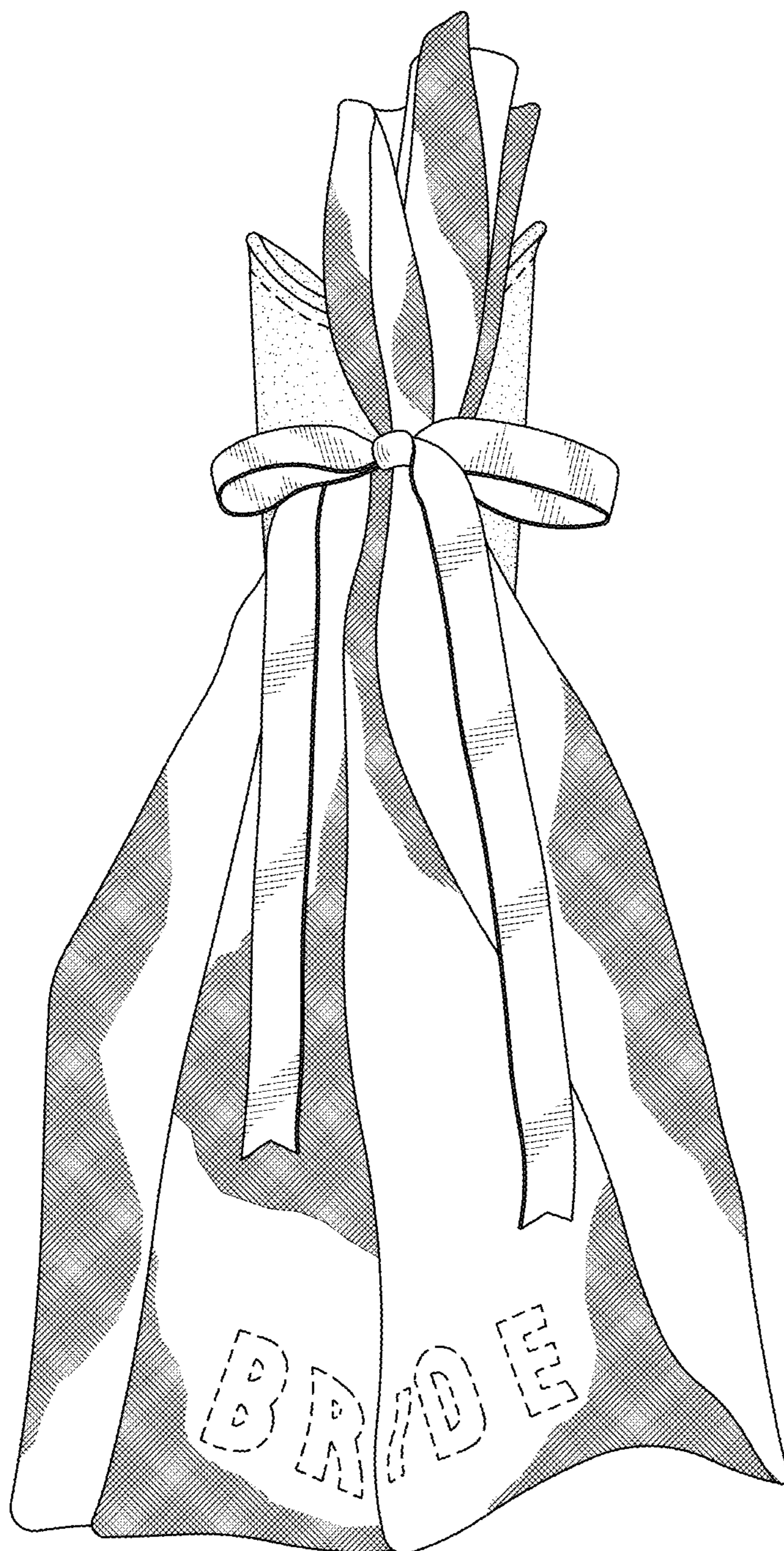


FIG. 5

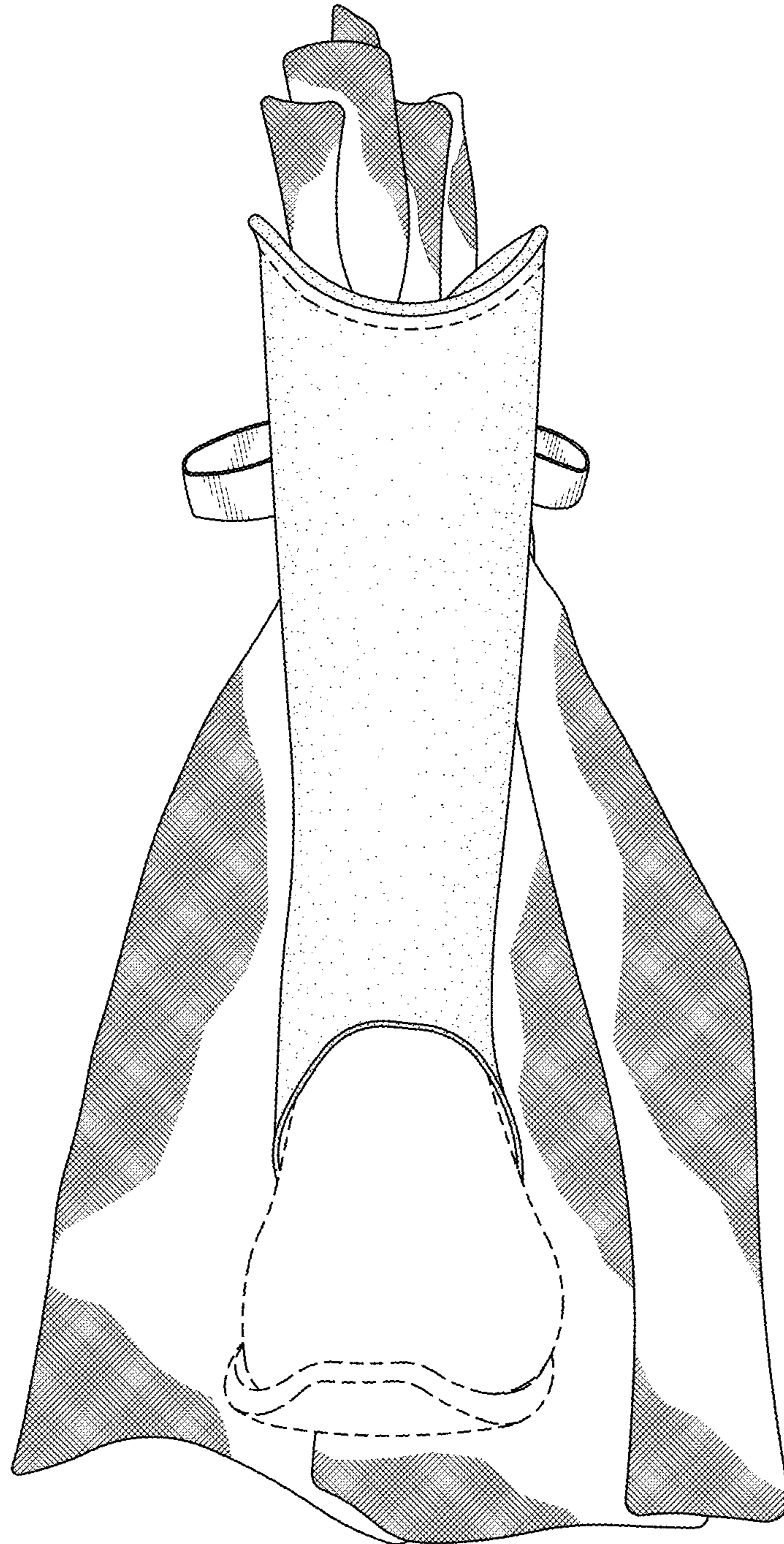


FIG. 6



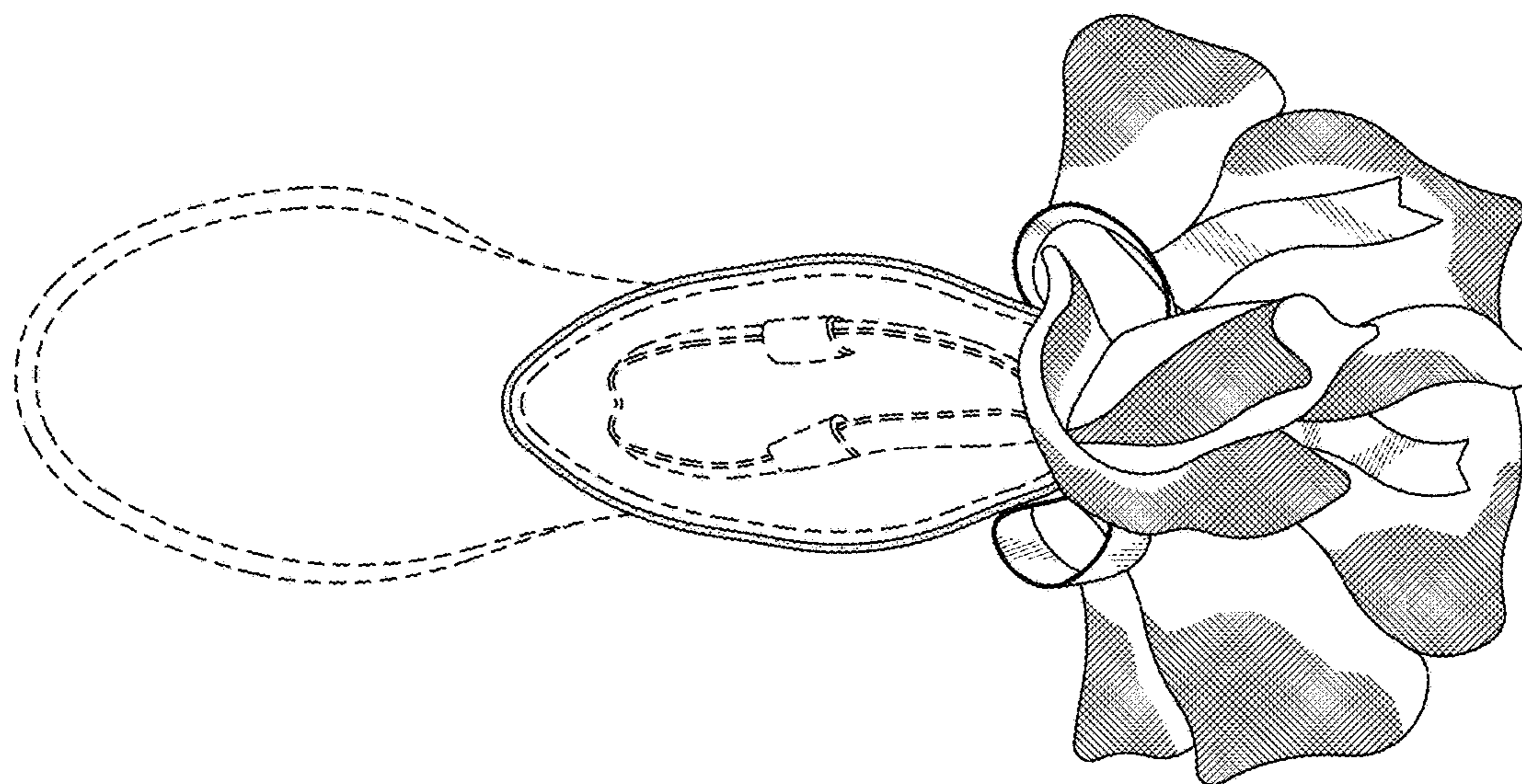


FIG. 7

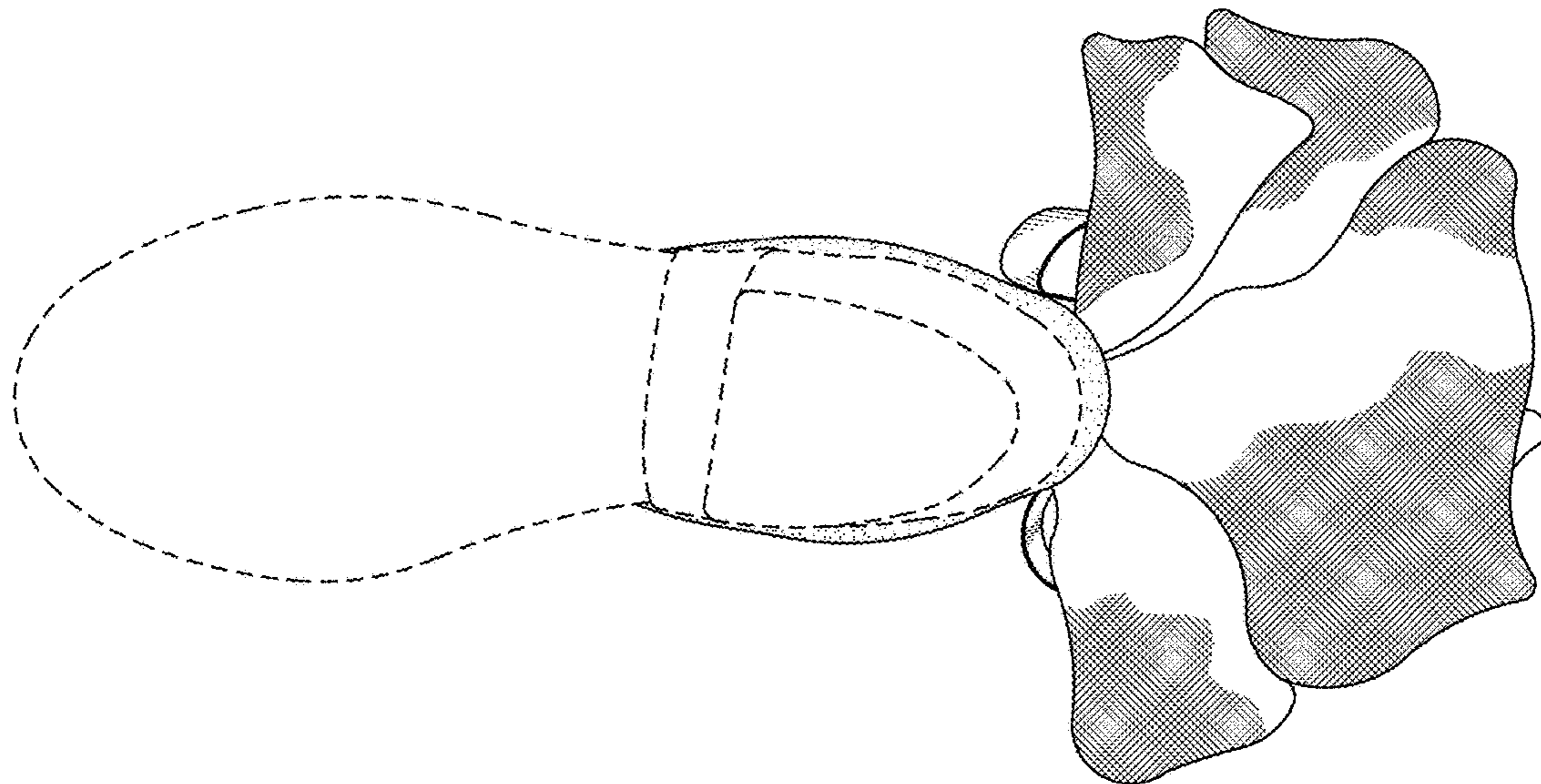


FIG. 8