



US00D798506S

(12) **United States Design Patent** (10) **Patent No.:** **US D798,506 S**  
**Pellegrini** (45) **Date of Patent:** **\*\* \*Sep. 26, 2017**

(54) **BODY ARMOR**

(56) **References Cited**

(71) Applicant: **Radar Leather Division S.r.l.**,  
Fuavecchio (Florence) (IT)

U.S. PATENT DOCUMENTS

(72) Inventor: **Pietro Pellegrini**, Fuavecchio (IT)

D374,746 S \* 10/1996 Skottheim ..... D29/120.1  
D452,351 S \* 12/2001 Paiement ..... D29/120.1  
D461,936 S \* 8/2002 Fiorini ..... D29/120.1  
6,560,781 B1 \* 5/2003 Keene ..... A63B 71/1225

(73) Assignee: **RADAR LEATHER DIVISION S.R.L.**,  
Fuavecchio (Florence) (IT)

2/22  
D501,690 S \* 2/2005 Chen ..... D29/120.1  
D504,980 S \* 5/2005 Le Carpentier ..... D29/120.1  
D518,922 S \* 4/2006 Beland ..... D29/120.1

(\* ) Notice: This patent is subject to a terminal disclaimer.

\* cited by examiner

(\*\*) Term: **14 Years**

*Primary Examiner* — Randall Gholson

(21) Appl. No.: **29/511,372**

(74) *Attorney, Agent, or Firm* — Lucas & Mercanti, LLP

(22) Filed: **Dec. 10, 2014**

(57) **CLAIM**

The body armor, substantially as shown and described.

(30) **Foreign Application Priority Data**

**DESCRIPTION**

Jun. 12, 2014 (EM) ..... 002481614

(51) **LOC (10) Cl.** ..... **29-02**

(52) **U.S. Cl.**  
USPC ..... **D29/100**

(58) **Field of Classification Search**  
USPC ... D29/100, 101, 101.1, 101.2, 101.3, 101.4,  
D29/101.5; D2/728, 750, 828, 829, 830,  
D2/831; 2/85, 93, 94, 108; 182/3, 4, 5,  
182/6, 7, 8, 9, 129  
CPC ..... F41H 1/00; F41H 1/08

See application file for complete search history.

FIG. 1 is a right side front perspective view of body armor unfolded showing my new design;  
FIG. 2 is a front view thereof;  
FIG. 3 is an alternate right side front perspective view thereof shown in a partially folded arrangement;  
FIG. 4 is an alternate right side front perspective view thereof shown in a completely folded arrangement;  
FIG. 5 is an alternate front view thereof shown in a completely folded arrangement;  
FIG. 6 is a left side view thereof shown in a completely folded arrangement; and,  
FIG. 7 is an alternate top view thereof shown in a completely folded arrangement.

**1 Claim, 7 Drawing Sheets**








FIG.1






FIG. 2





FIG. 3



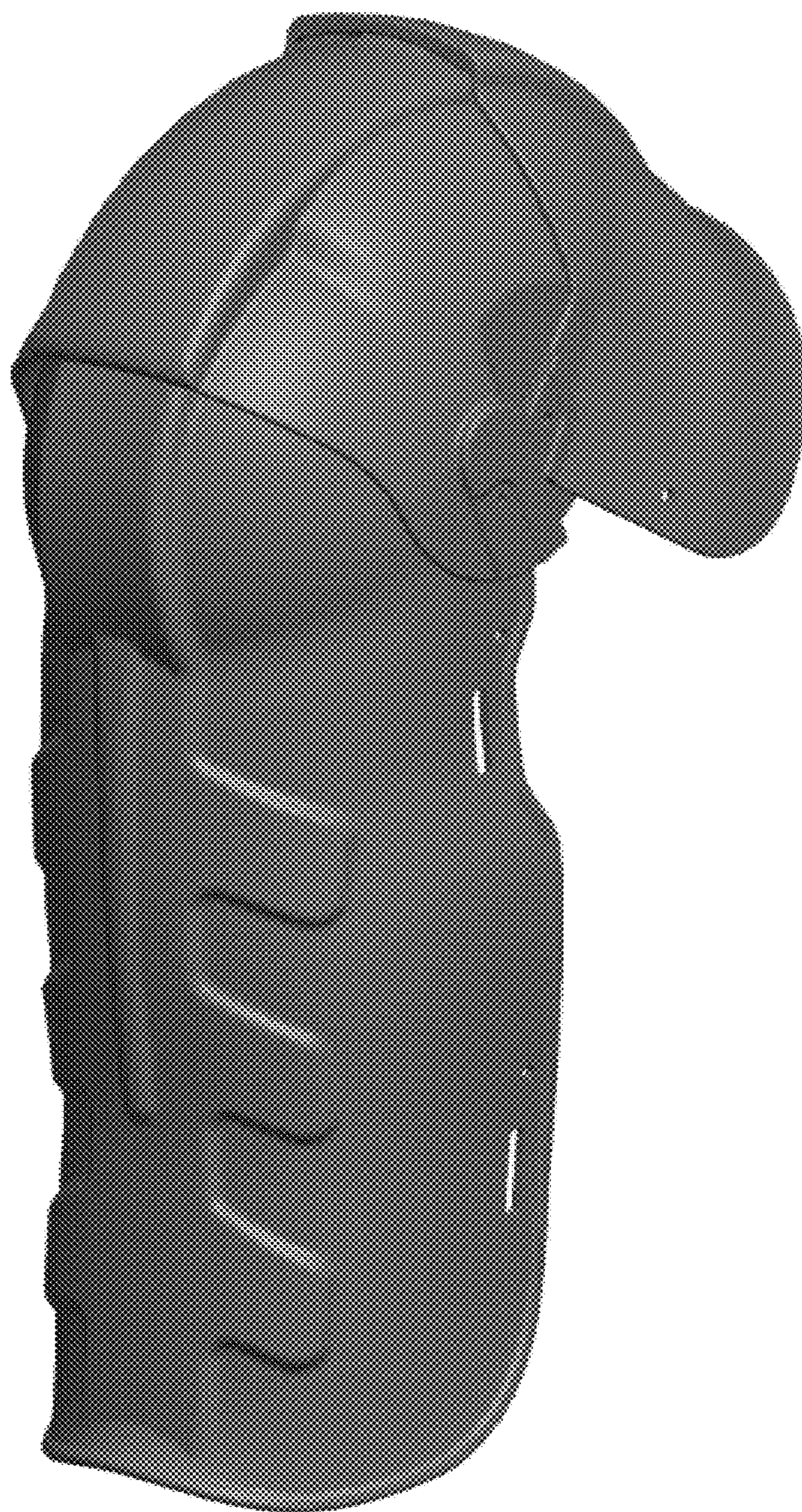


FIG. 4





FIG. 5



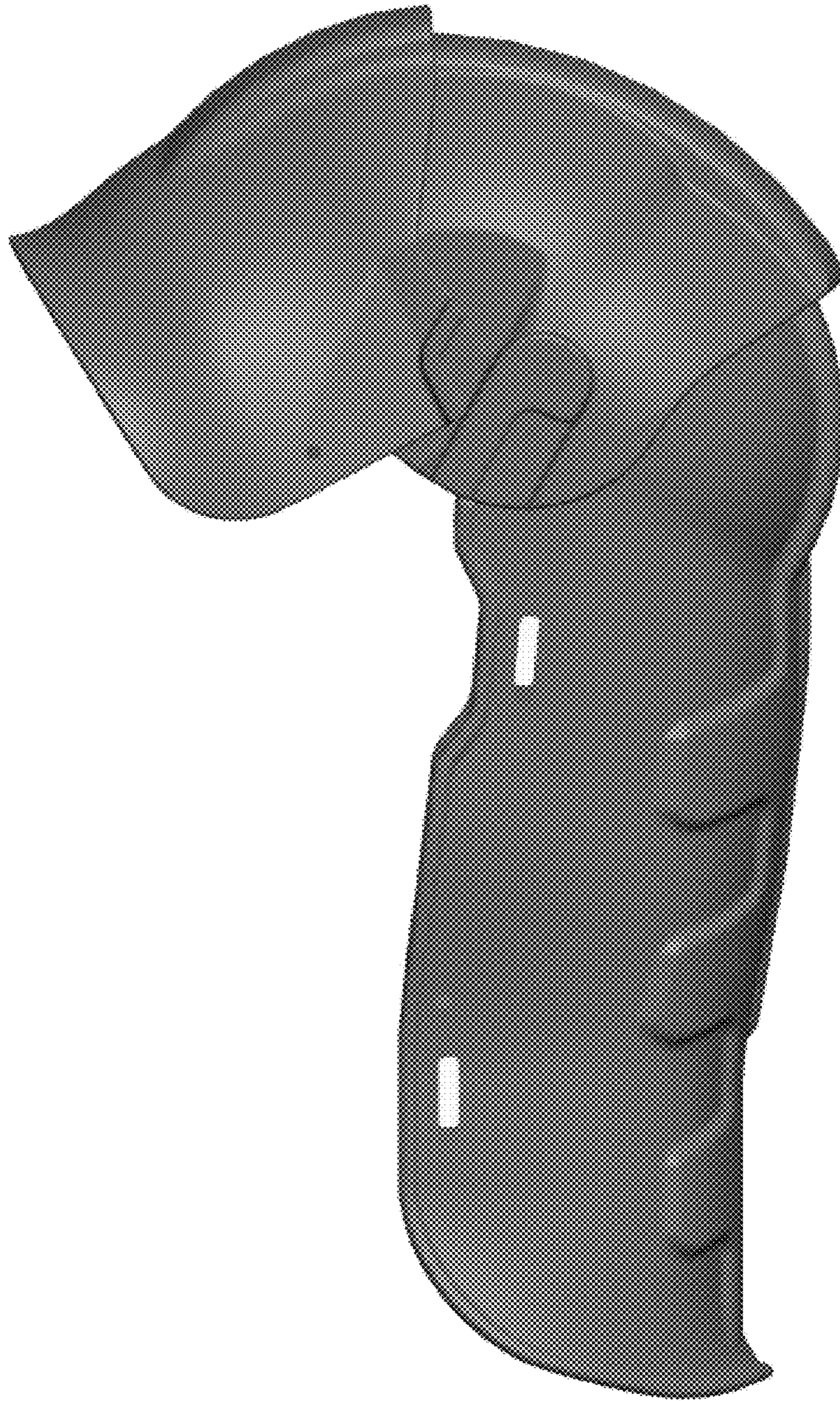


FIG. 6





FIG. 7