



US00D798491S

(12) **United States Design Patent** (10) **Patent No.:** **US D798,491 S**
Kelly et al. (45) **Date of Patent:** **** Sep. 26, 2017**

(54) **LIGHT**
(71) Applicant: **Meemoobaby Ltd.**, Teddington (Middlesex) (GB)
(72) Inventors: **Julia Kelly**, Teddington (GB); **Jo Barnard**, London (GB); **Andrew Cliff**, London (GB)
(73) Assignee: **MEEMOOBABY LTD.**, Teddington, Middlesex (GB)
(**) Term: **15 Years**
(21) Appl. No.: **29/563,200**
(22) Filed: **May 3, 2016**
(51) **LOC (10) Cl.** **26-05**
(52) **U.S. Cl.**
USPC **D26/104**
(58) **Field of Classification Search**
USPC D26/2, 3, 26, 27, 40, 42, 43, 60, 70, 72, D26/74-83, 88, 89, 91, 104, 106, 113, D26/119, 120, 122, 137, 135, 152, 153; D8/382, 383, 390, 395; D10/111-115; D13/134, 179; D14/473; D25/119-135; D28/76, 82
CPC F21S 2/00; F21S 4/20; F21S 8/00; F21S 8/02; F21S 8/031; F21S 8/035; F21S 8/037; F21S 9/00; F21V 21/005; F21V 33/00
See application file for complete search history.

D497,037 S * 10/2004 Rodriguez D28/82
D523,972 S * 6/2006 Chan D26/26
D595,166 S * 6/2009 Lhuillery D10/70
D616,550 S * 5/2010 Lhuillery D24/169
(Continued)

FOREIGN PATENT DOCUMENTS

GB 2525597 A 11/2015
WO 20150166201 A1 11/2015

OTHER PUBLICATIONS

Meelight (available online Nov. 17, 2016) Retrieved from the internet Mar. 14, 2017, retrieved from the internet URL: www.youtube.com/watch?v=Ooss1tqOOy0.*

Primary Examiner — Garth Rademaker
Assistant Examiner — Richard Kearney
(74) *Attorney, Agent, or Firm* — Thomas | Horstemeyer, LLP

(57) **CLAIM**

The ornamental design for a light, as shown and described.

DESCRIPTION

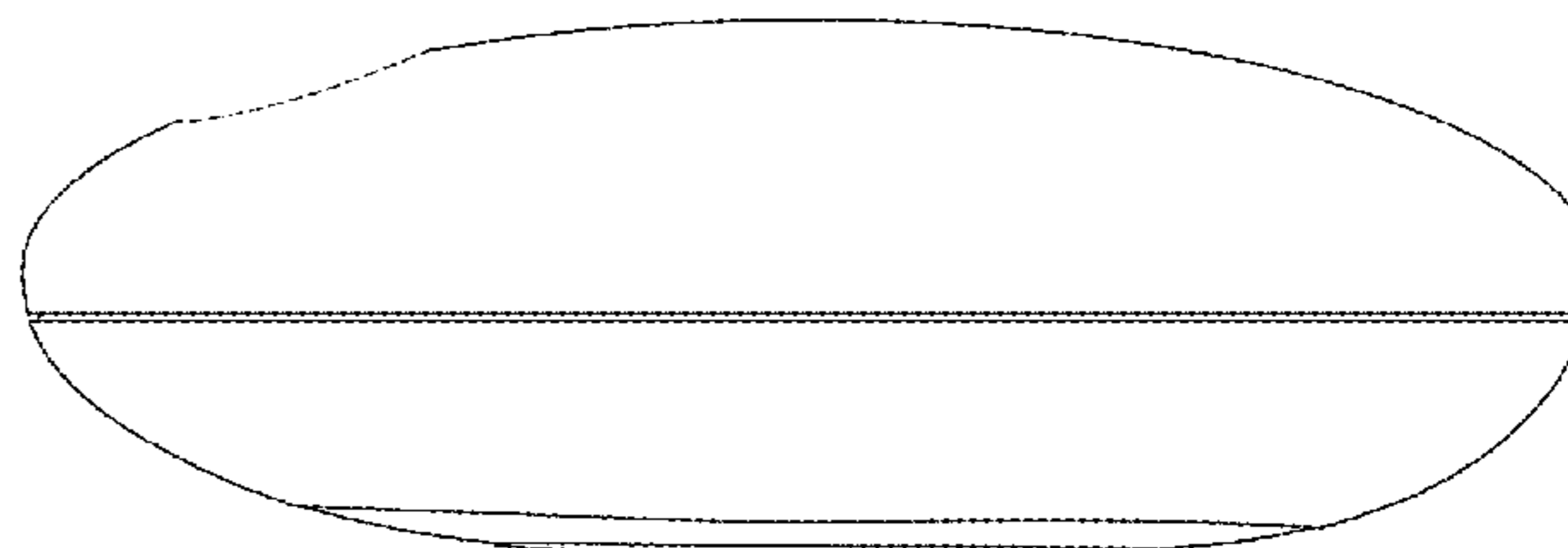
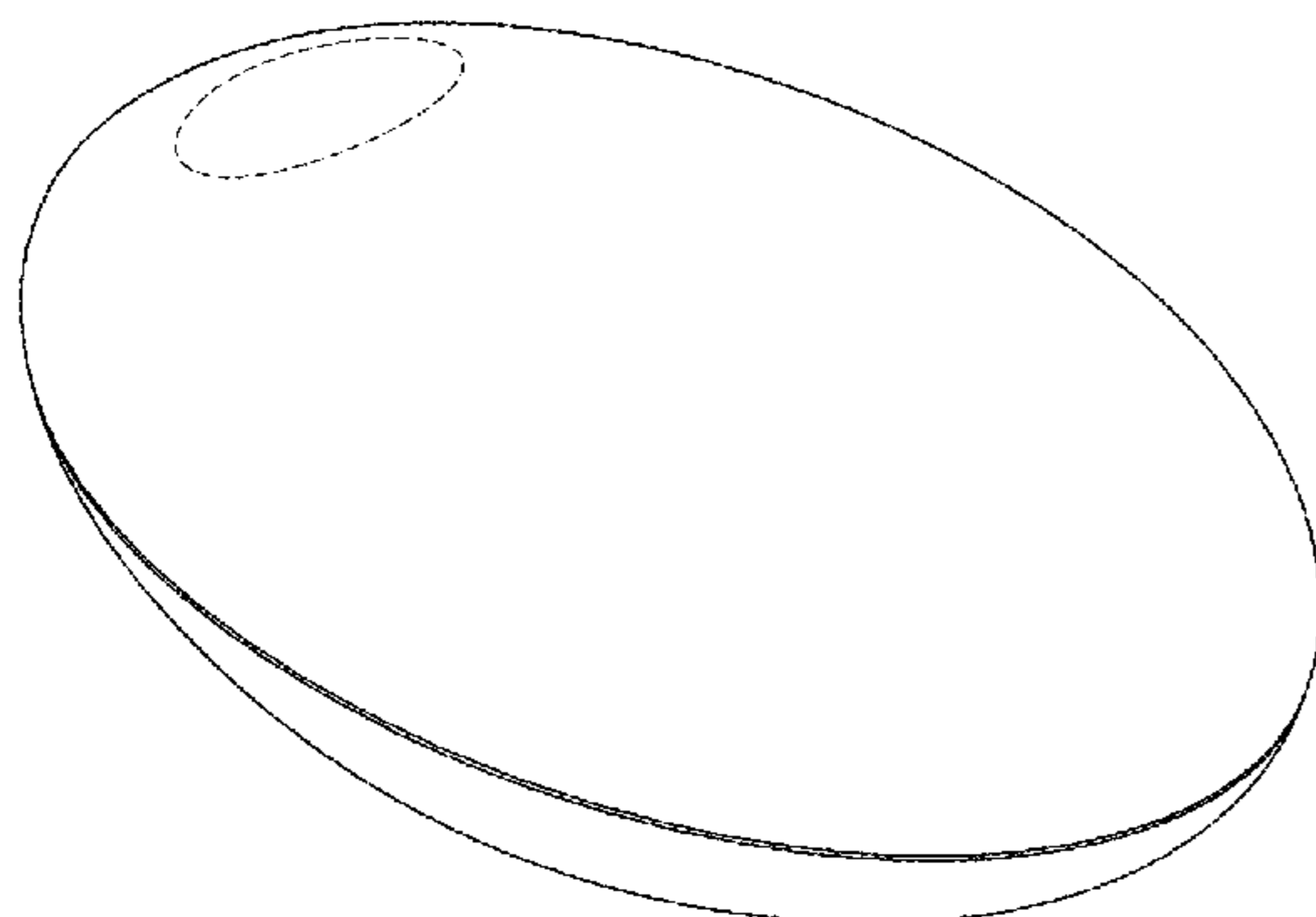
FIG. 1 is a perspective view of a light, showing our new design;
FIG. 2 is a top view thereof;
FIG. 3 is a side view thereof, the opposite side view being a mirror image;
FIG. 4 is another side view thereof;
FIG. 5 is a side view of our new light, opposite that of FIG. 4; and,
FIG. 6 is a bottom view of the light of FIG. 1, showing our new design.

The broken lines shown in the drawings illustrate portions of the light that form no part of the claimed design. The outer most circular broken line, shown in FIG. 6 illustrates the bounds of the claim and forms no part of the claimed design.

1 Claim, 6 Drawing Sheets

(56) **References Cited**
U.S. PATENT DOCUMENTS

D280,354 S * 8/1985 Bakic D28/82
D337,177 S * 7/1993 Tiramani D28/76
D371,857 S * 7/1996 Gismondi D26/37
D380,566 S * 7/1997 Chen D26/37
D395,715 S * 6/1998 Queen D16/203
D411,322 S * 6/1999 Suzuki D20/10
D448,505 S * 9/2001 Dalton D26/37



(56)

References Cited

U.S. PATENT DOCUMENTS

D648,470 S * 11/2011 Rains D26/60
8,314,773 B2 * 11/2012 Low G06F 3/0317
345/166

* cited by examiner

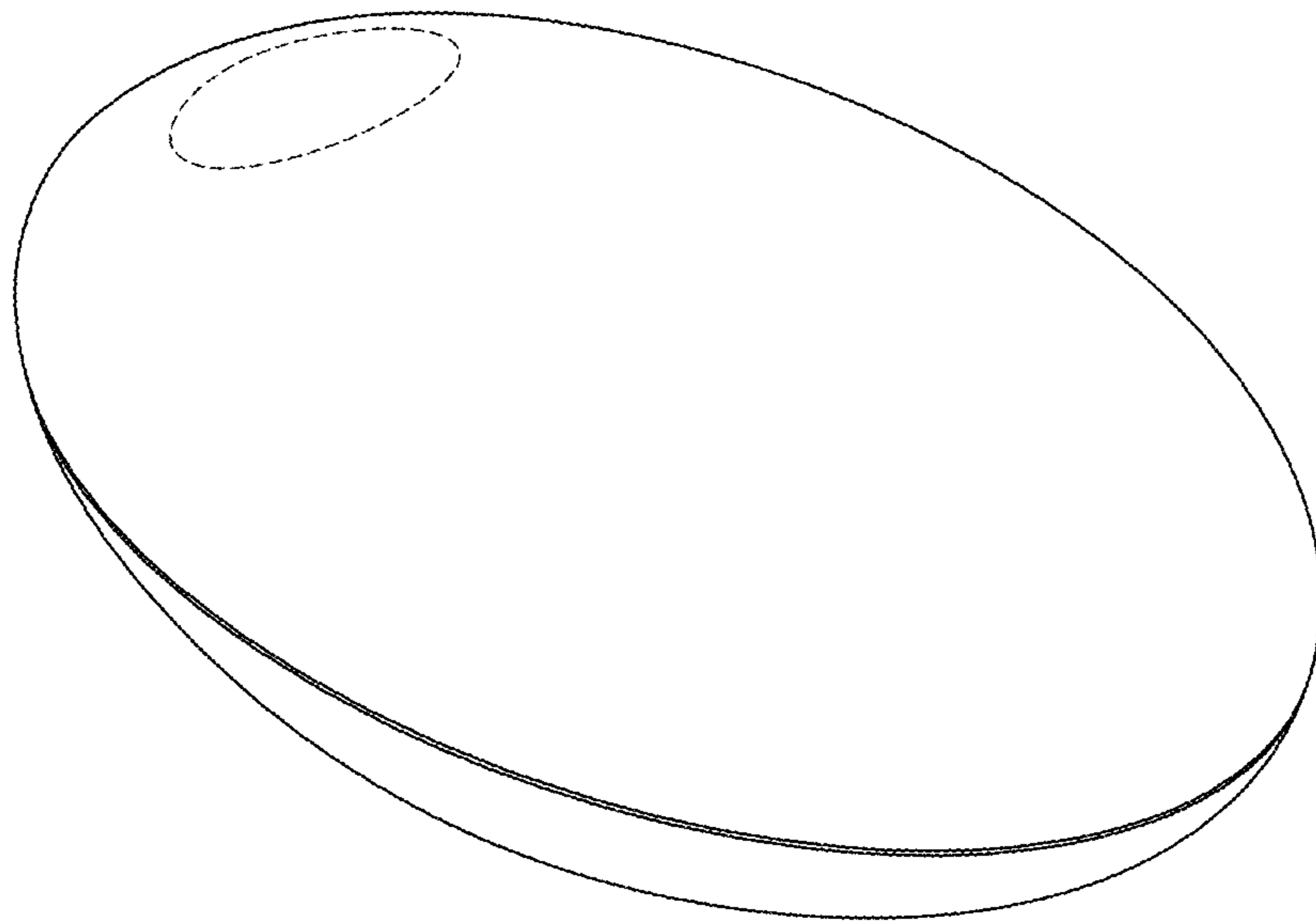


FIG. 1

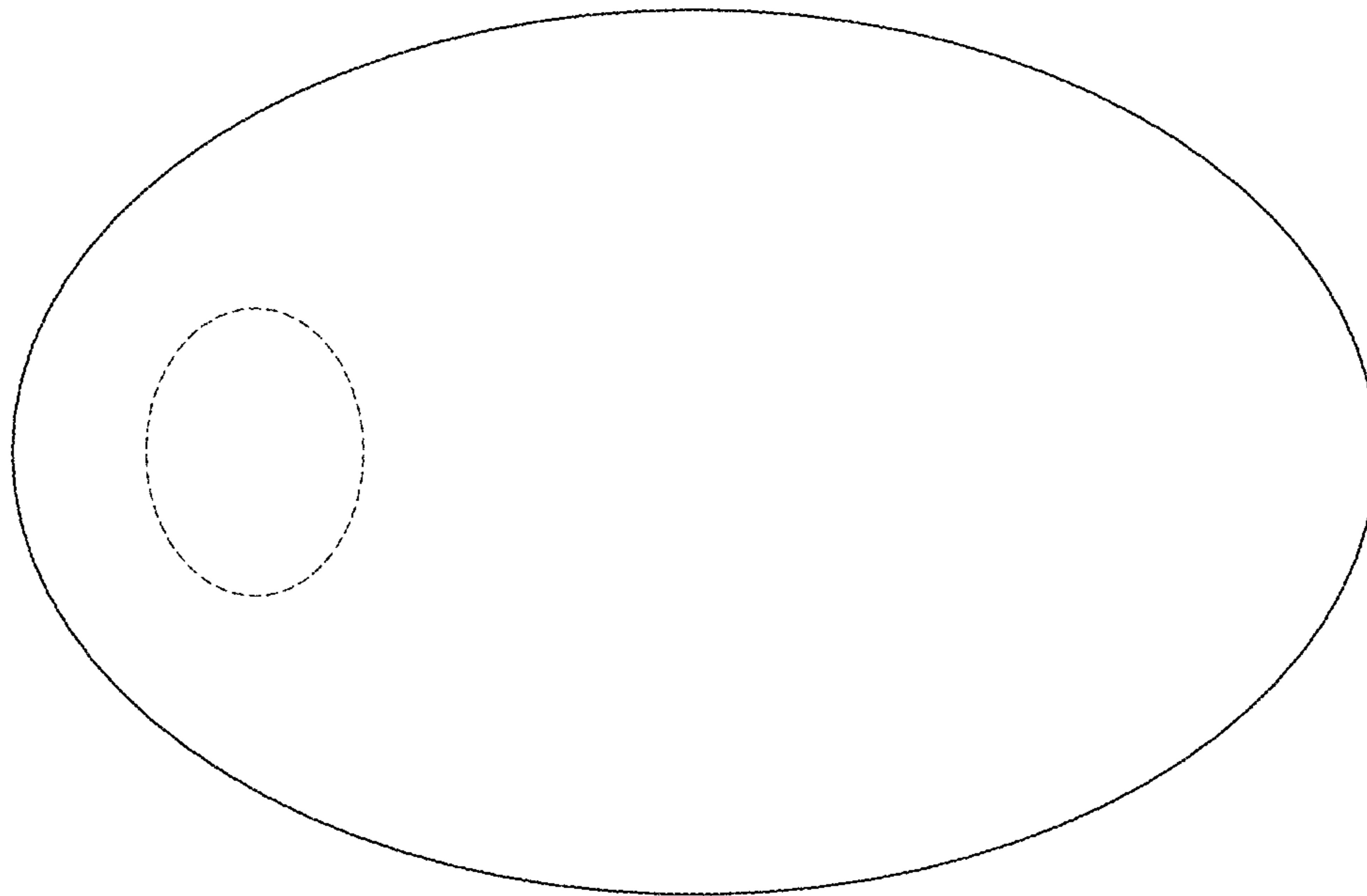


FIG. 2

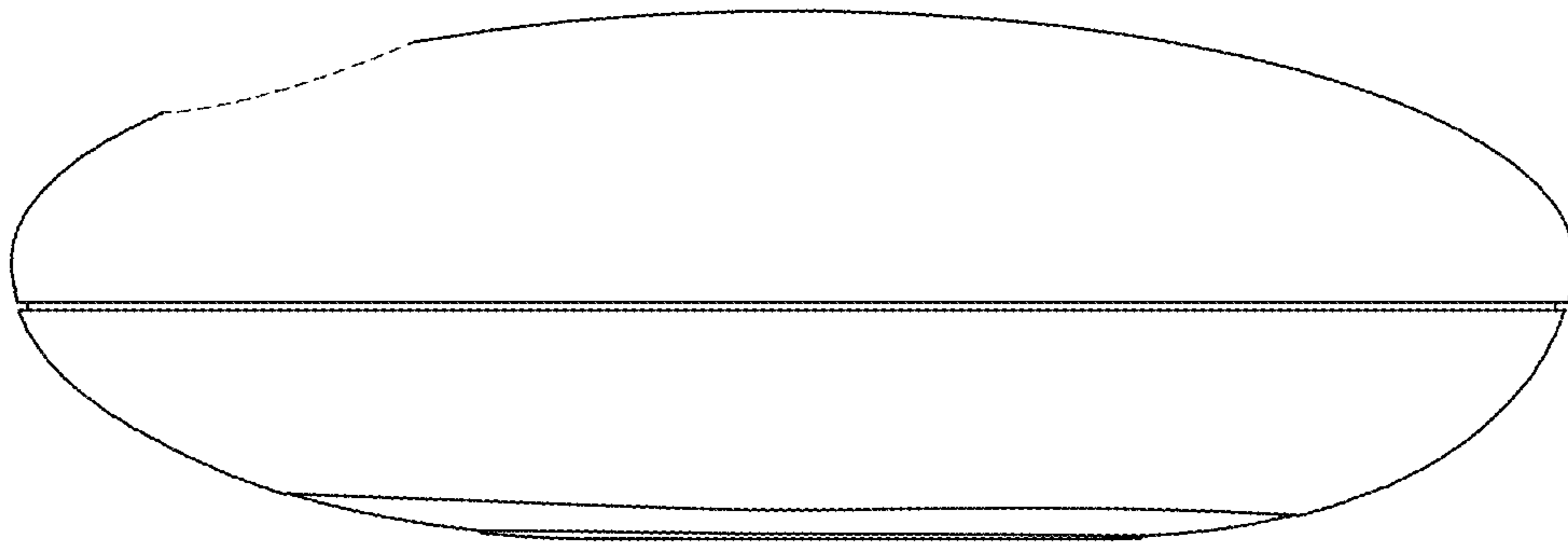


FIG. 3

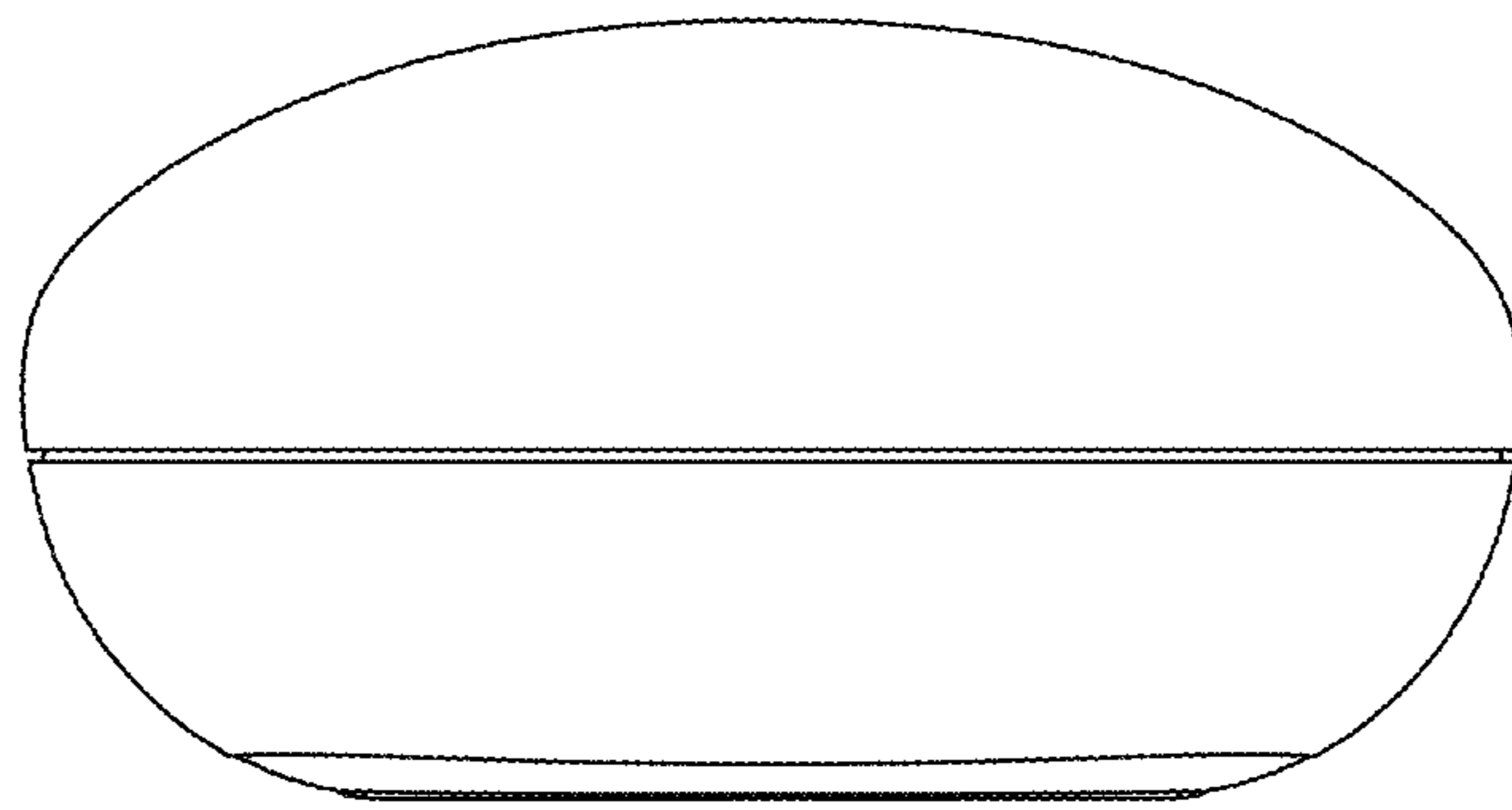


FIG. 4

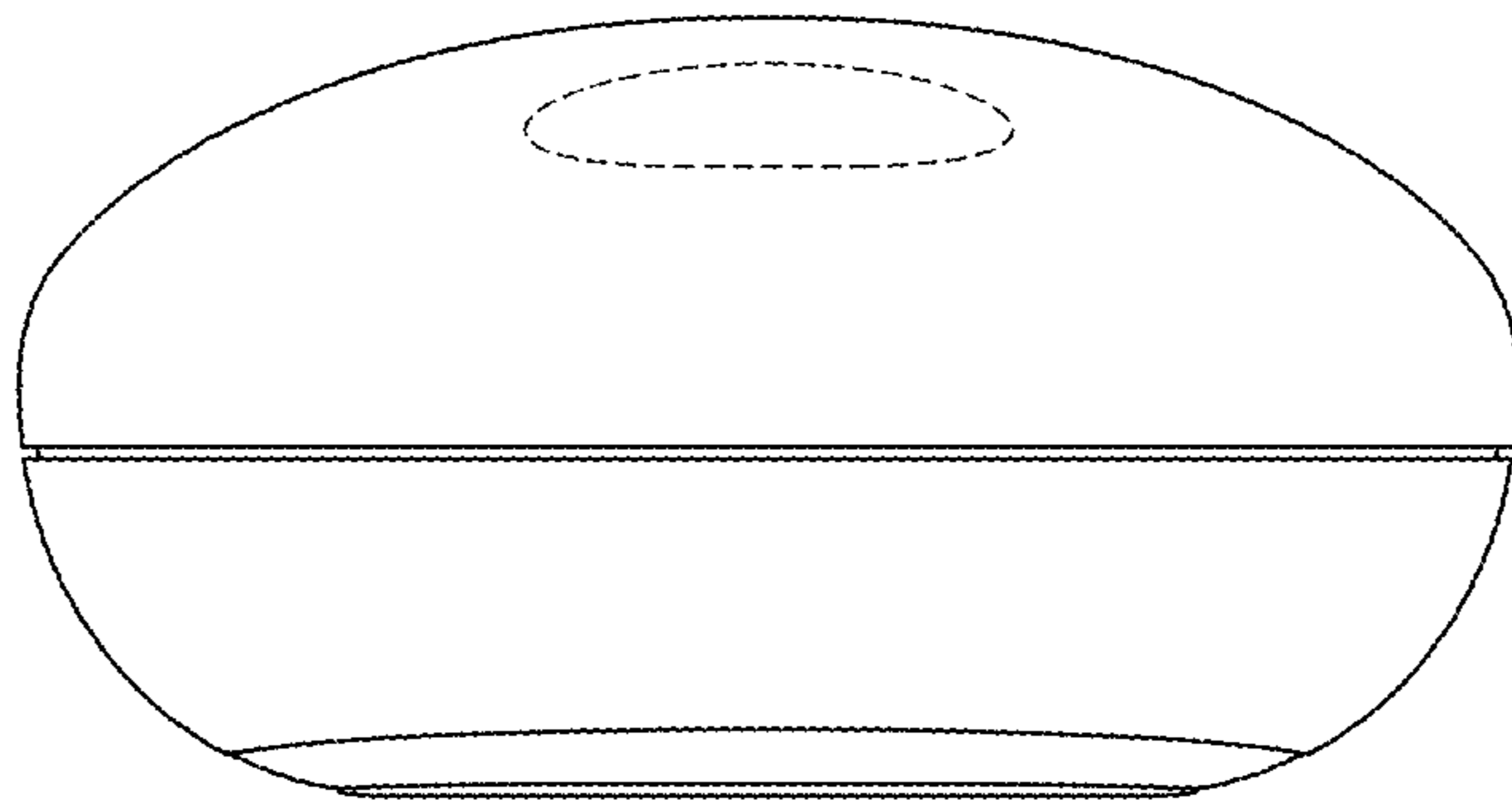


FIG. 5

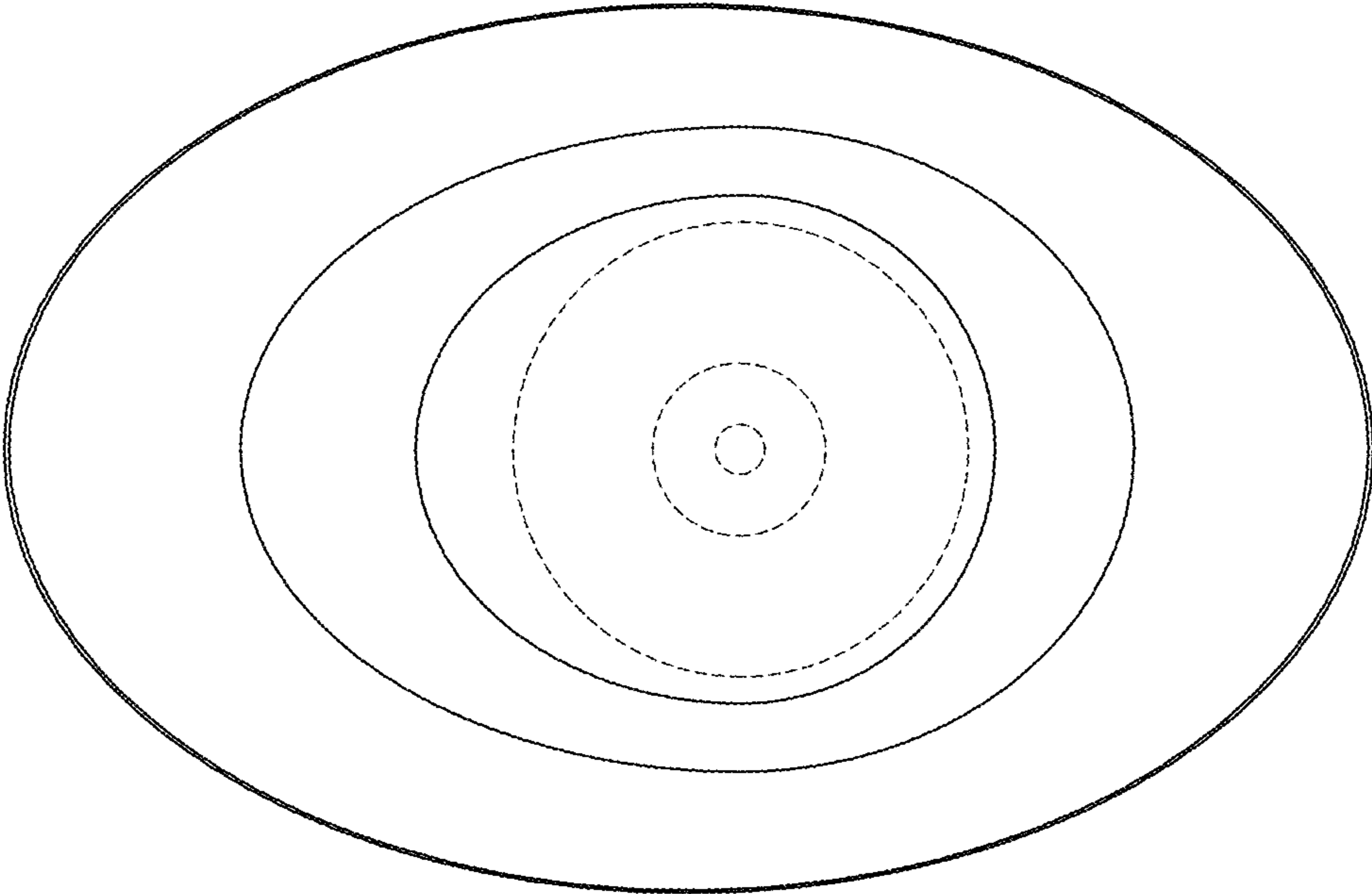


FIG. 6