



US00D798490S

(12) **United States Design Patent**
Haines et al.

(10) **Patent No.:** **US D798,490 S**

(45) **Date of Patent:** **** Sep. 26, 2017**

(54) **INTERACTIVE BUTTON INCLUDING LIGHTS**

D535,740 S * 1/2007 Brown D26/24
D585,580 S * 1/2009 Riffel D26/85
D633,231 S * 2/2011 Morrison D26/24
D777,367 S * 1/2017 Ma D26/104

(71) Applicant: **Saent Holding Ltd.**, Hong Kong (HK)

* cited by examiner

(72) Inventors: **Russell Haines**, Rotorua (NZ); **Tim Metz**, Beijing (CN)

Primary Examiner — Brian N Vinson

(73) Assignee: **Saent Holding Ltd.**, Wanchai (HK)

(74) *Attorney, Agent, or Firm* — HIPLegal LLP; Judith Szepesi

(**) Term: **15 Years**

(57) **CLAIM**

(21) Appl. No.: **29/543,853**

The ornamental design for an interactive button including lights, as shown and described.

(22) Filed: **Oct. 28, 2015**

DESCRIPTION

(51) **LOC (10) Cl.** **26-03**

(52) **U.S. Cl.**
USPC **D26/104**

(58) **Field of Classification Search**
USPC D26/72, 80, 82, 83, 84, 85, 86, 89, 118,
D26/120, 128–137, 24, 124, 104, 37
CPC F21S 8/03; F21S 8/033; F21S 8/04; F21V
3/04; F21V 3/0418; F21V 3/0427; F21V
3/0436; F21V 3/0445; F21V 21/02; F21V
21/03; F21V 29/506; F21V 3/049; F21V
5/045; F21V 7/04; F21V 11/06
See application file for complete search history.

FIG. 1 is a perspective view of an interactive button showing the new design including the optional light guide and plug. FIG. 2 is a top view of the interactive button, showing the optional light guide.

FIG. 3 is a front view of the interactive button.

FIG. 4 is a side view of the interactive button.

FIG. 5 is a back view of the interactive button; and,

FIG. 6 is a bottom view of the interactive button.

An interactive button including lights, which optionally includes a visible a light guide in which light emitting diodes or other light sources may be positioned. Alternatively, the lights may be under a translucent cover.

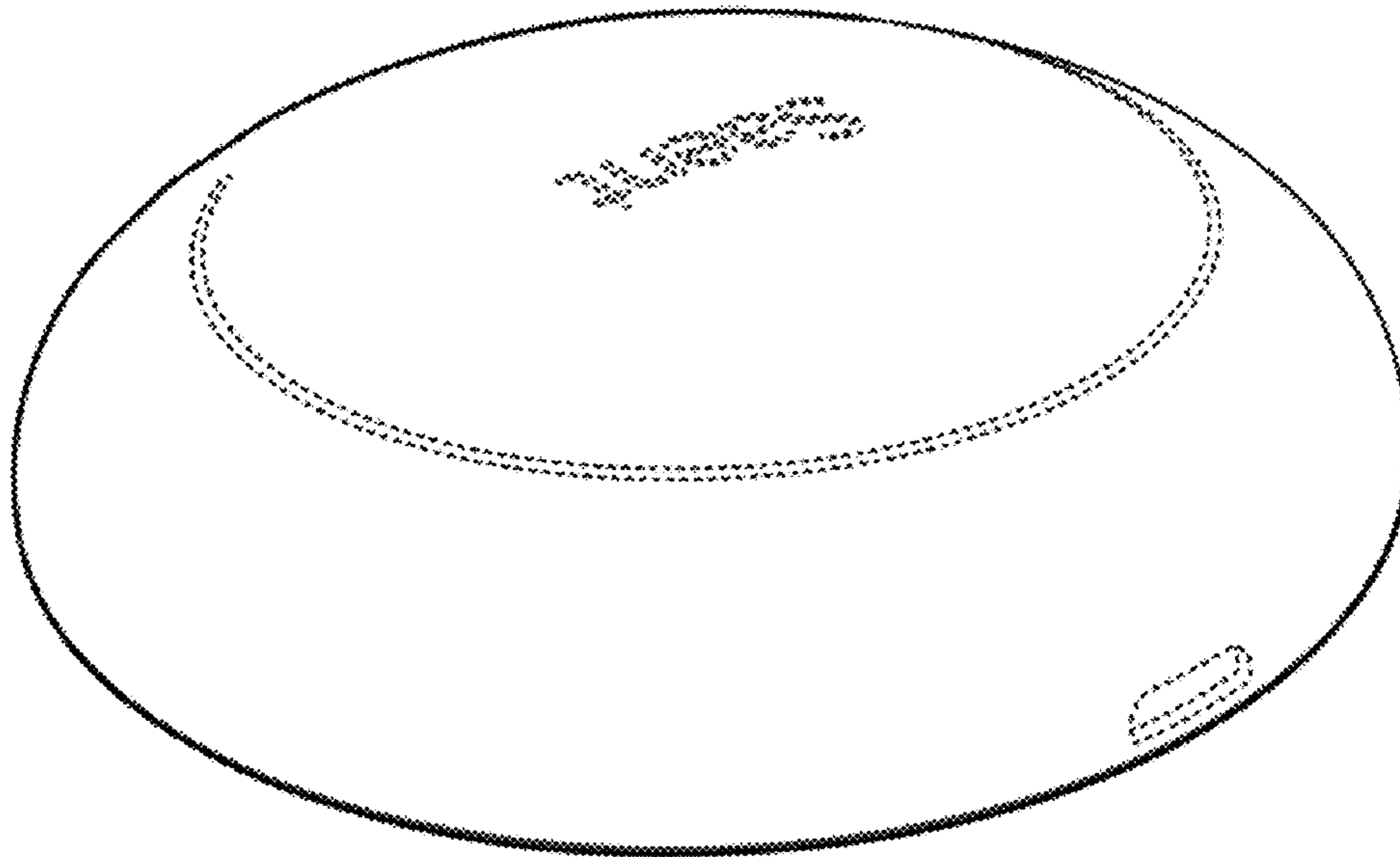
The broken line disclosure represents portions of the button which forms no part of the claimed design.

(56) **References Cited**

U.S. PATENT DOCUMENTS

D354,369 S * 1/1995 Pearce D26/85
D371,857 S * 7/1996 Gismondi D26/85

1 Claim, 6 Drawing Sheets



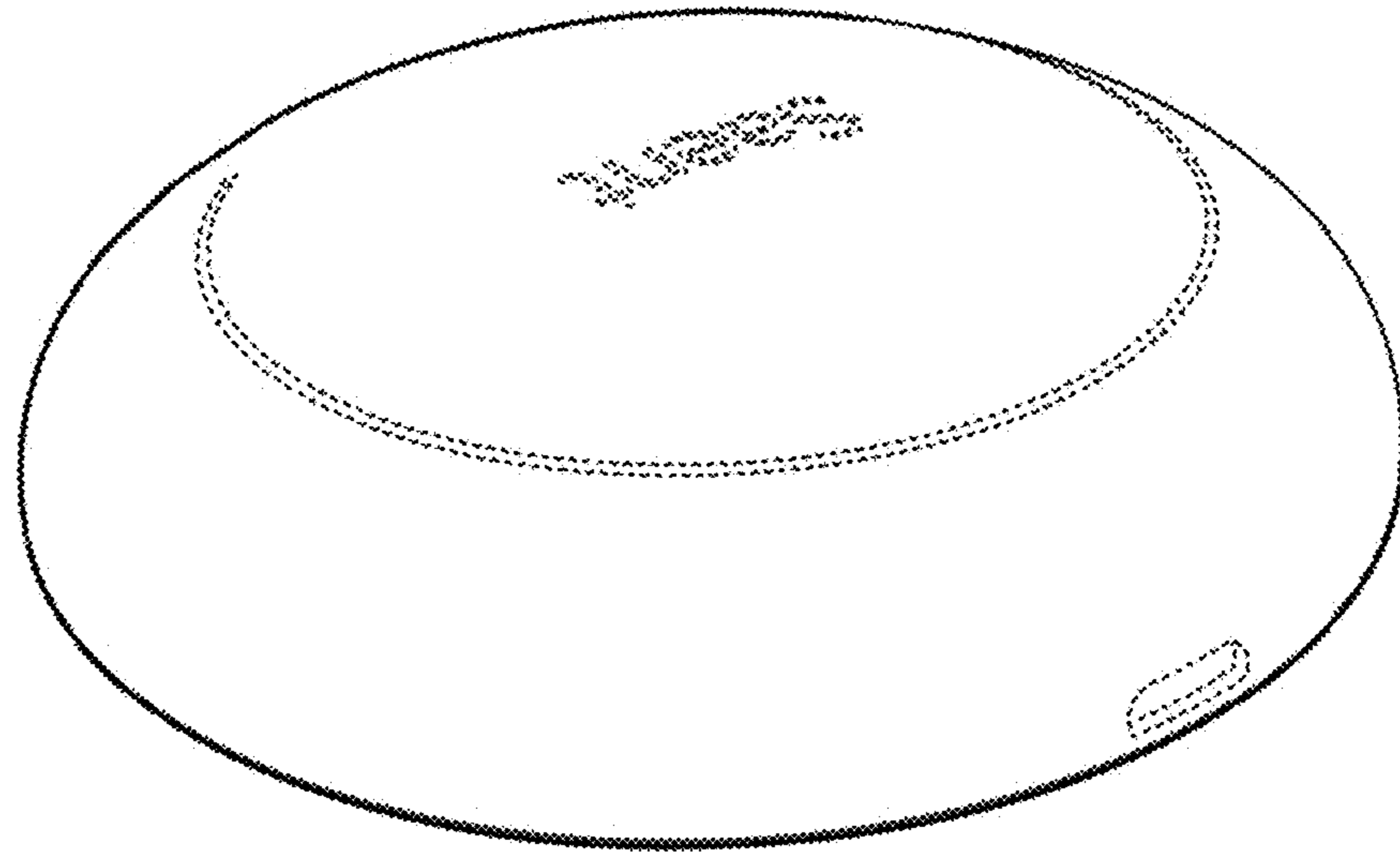


FIG. 1

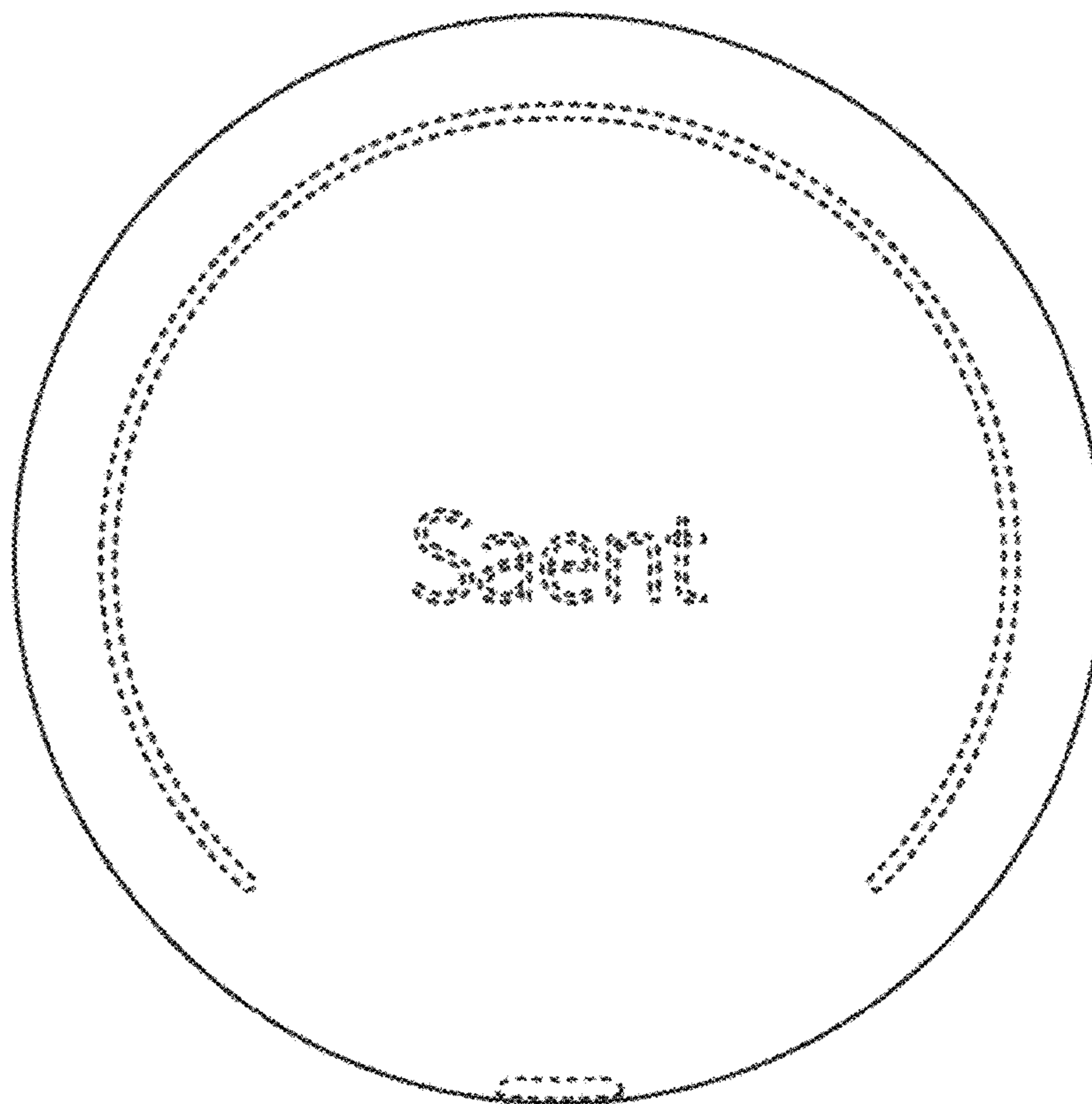


FIG. 2




FIG. 3




FIG. 4




FIG. 5




FIG. 6