



US00D798477S

(12) **United States Design Patent** (10) **Patent No.:** **US D798,477 S**  
**Lai** (45) **Date of Patent:** **\*\* Sep. 26, 2017**

(54) **EXTERIOR SURFACE CONFIGURATION FOR A VEHICLE TAILLIGHT**

D553,268 S \* 10/2007 Pfeiffer ..... D26/28  
D565,211 S \* 3/2008 Haller ..... D26/28  
D570,015 S \* 5/2008 Hsu ..... D26/28  
D602,616 S \* 10/2009 Okamura ..... D26/28  
D605,793 S \* 12/2009 Weil ..... D26/28

(71) Applicant: **Ching-Tsung Lai**, Tainan (TW)

\* cited by examiner

(72) Inventor: **Ching-Tsung Lai**, Tainan (TW)

(\*\*) Term: **15 Years**

*Primary Examiner* — Marcus Jackson

(21) Appl. No.: **29/574,102**

(74) *Attorney, Agent, or Firm* — Alexander Chen

(22) Filed: **Aug. 11, 2016**

(51) **LOC (10) Cl.** ..... **26-06**

(57) **CLAIM**

(52) **U.S. Cl.**  
USPC ..... **D26/28**

An ornamental design for an exterior surface configuration for a vehicle taillight, as shown and described.

(58) **Field of Classification Search**  
USPC ..... D26/28-36; 362/80-83, 267-269,  
362/459-468, 475-478, 485-487  
CPC ..... F21S 48/00; F21S 48/10; F21S 48/115;  
F21S 48/1233; F21S 48/1266; F21S  
48/1388; F21S 48/2268; F21V 21/04  
See application file for complete search history.

**DESCRIPTION**

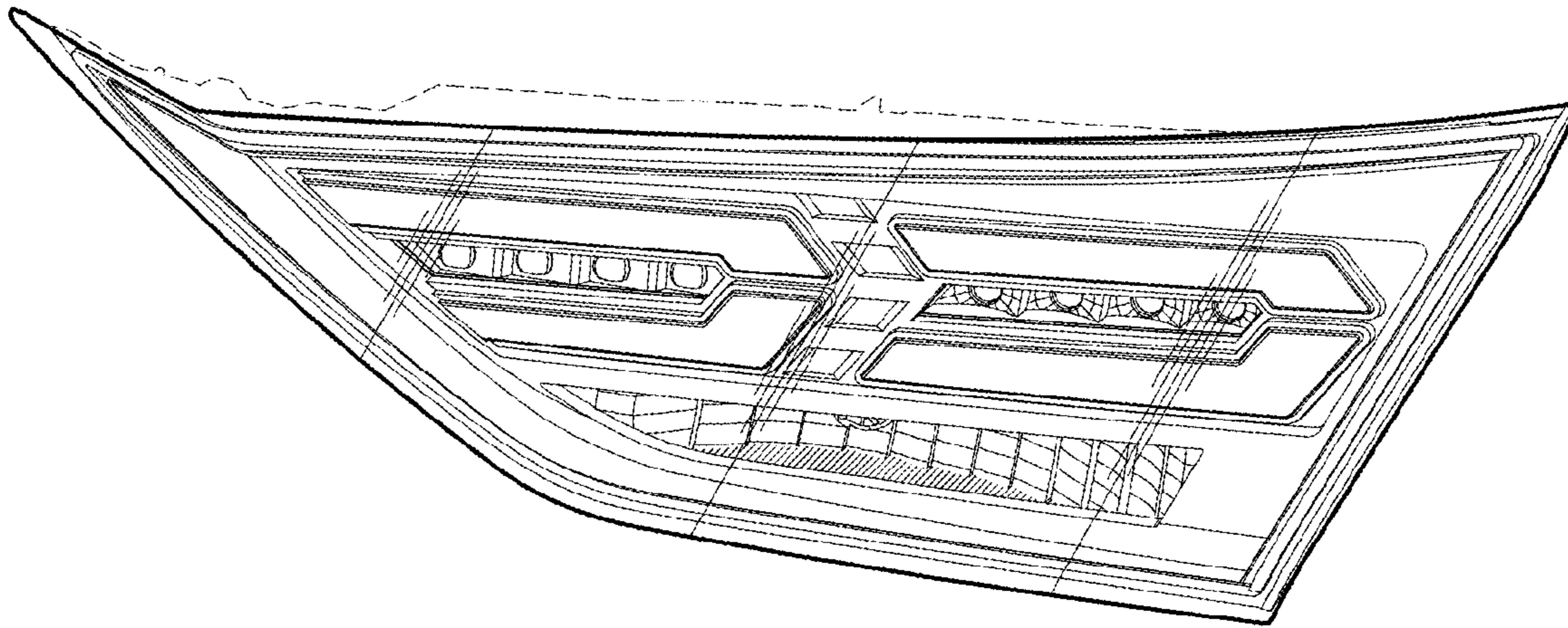
FIG. 1 is a perspective view of an exterior surface configuration for a vehicle taillight. The dash line included denotes environment and is not part of the claimed design.  
FIG. 2 is a front view thereof;  
FIG. 3 is a side view thereof; and,  
FIG. 4 is a top view thereof.

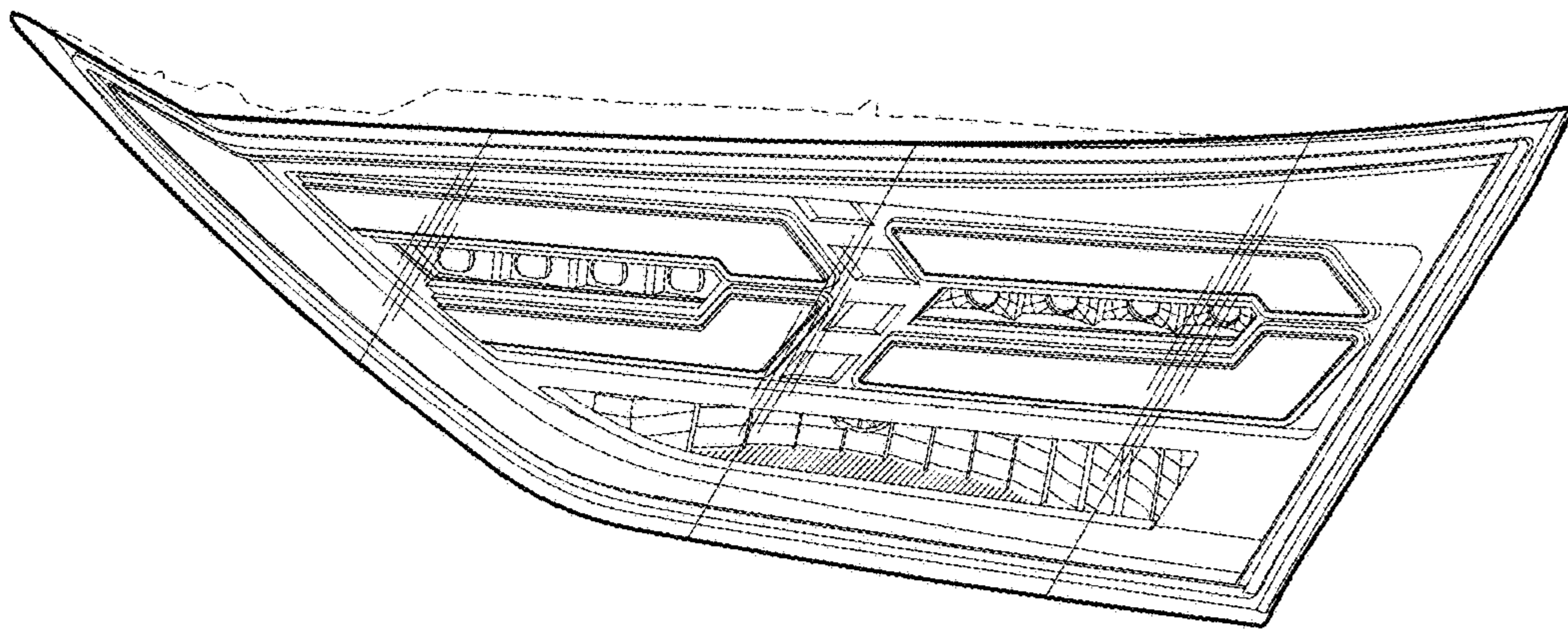
(56) **References Cited**

U.S. PATENT DOCUMENTS

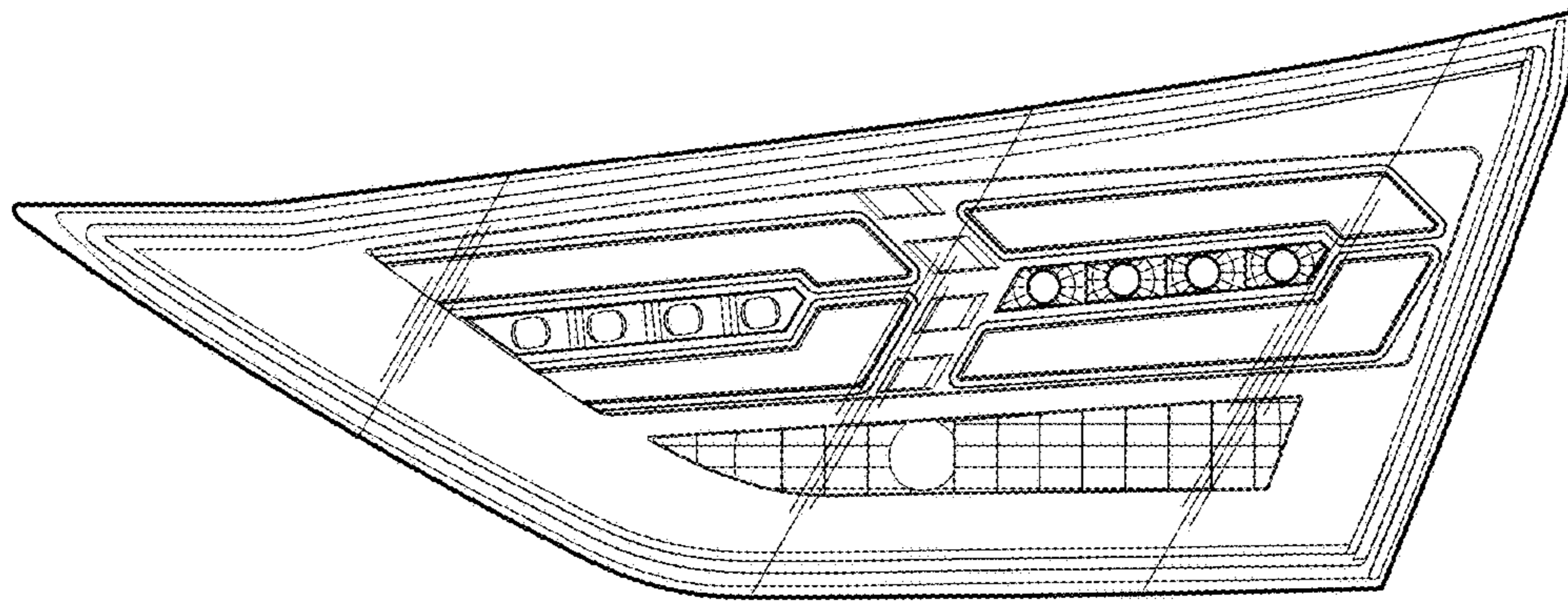
D541,445 S \* 4/2007 Lin ..... D26/28  
D550,380 S \* 9/2007 Lin ..... D26/28

**1 Claim, 4 Drawing Sheets**

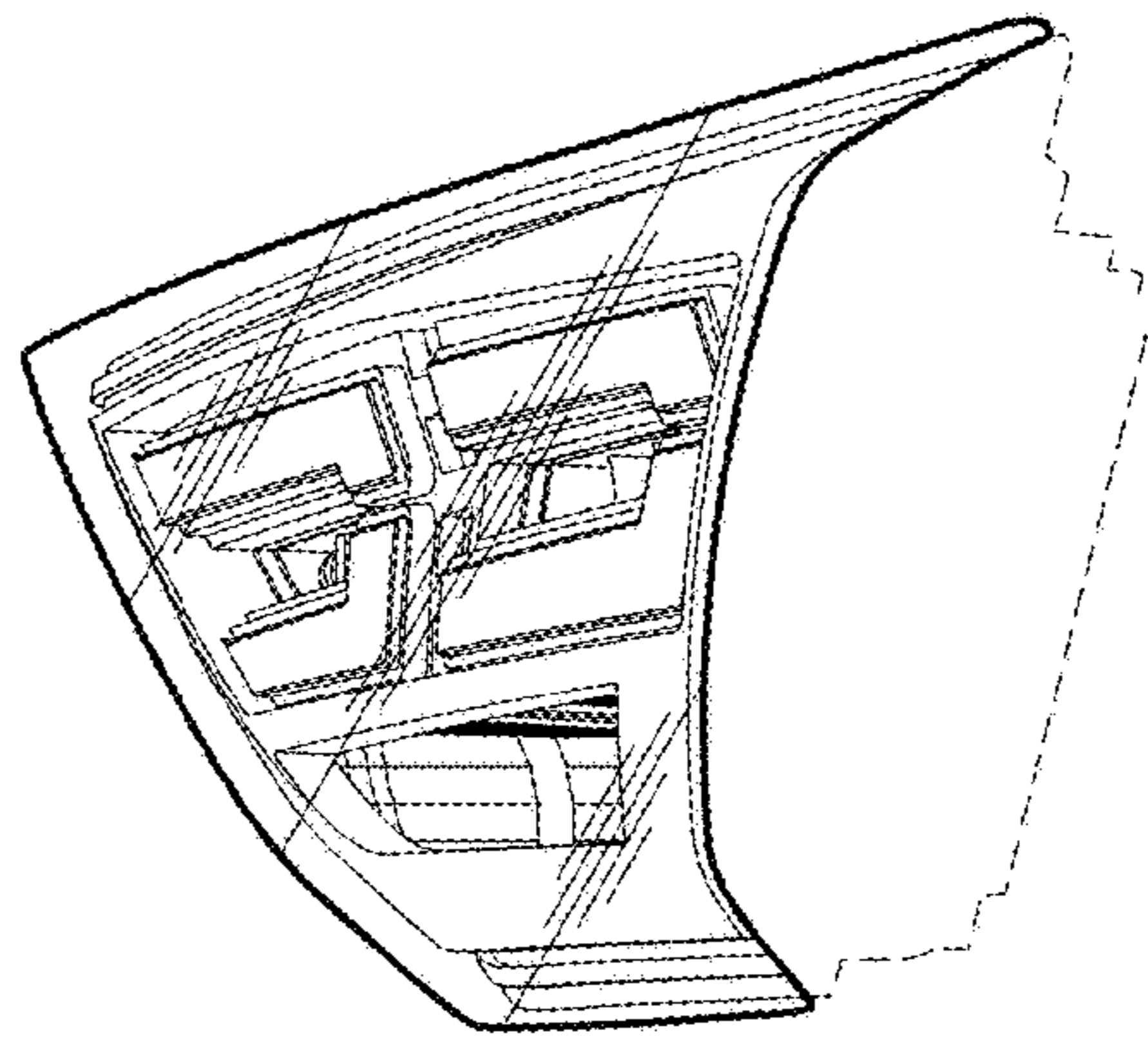




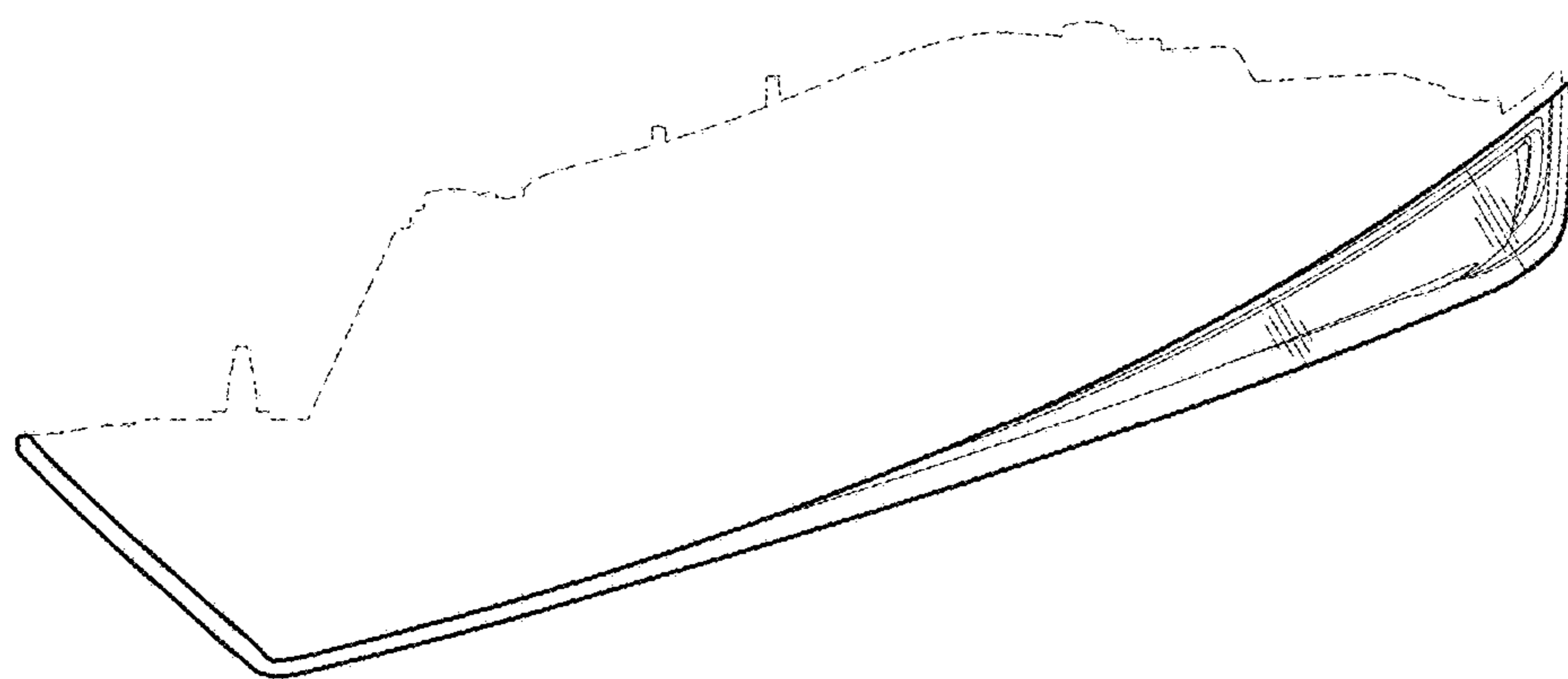
**FIG. 1**



**FIG. 2**



**FIG. 3**



**FIG. 4**