



US00D798460S

(12) **United States Design Patent** (10) **Patent No.:** **US D798,460 S**
Farley (45) **Date of Patent:** **** Sep. 26, 2017**

(54) **EYE PATCH**

(71) Applicant: **Lee Farley**, Revere, MA (US)

(72) Inventor: **Lee Farley**, Revere, MA (US)

(**) Term: **15 Years**

(21) Appl. No.: **29/547,778**

(22) Filed: **Dec. 8, 2015**

(51) **LOC (10) Cl.** **24-01**

(52) **U.S. Cl.**
USPC **D24/189**

(58) **Field of Classification Search**
USPC D24/189-192
CPC A61F 13/023; A61F 13/0203; A61F 13/0226; A61F 13/00068; A61F 2013/00817; A61F 2013/00748; A61F 2013/00868; A61F 13/0259; A61F 2013/00174; A61F 13/0216; A61F 13/022; A61F 9/04; A61F 13/124; A61F 2007/0004; A61F 2007/0059; A61F 9/00772; A61F 13/063; A61F 15/008; A61F 9/026; A61F 2013/00497
See application file for complete search history.

D311,409 S 10/1990 Goffman
4,969,472 A * 11/1990 Langley A61F 9/04
128/858
5,094,524 A * 3/1992 Fuhr A61B 3/024
351/203
5,180,360 A 1/1993 Rhame, Jr.
D382,966 S * 8/1997 Haber D24/189
5,740,550 A 4/1998 Yavitz
D399,965 S * 10/1998 Laughlin D24/189
D403,774 S * 1/1999 Laughlin D24/189
5,980,497 A * 11/1999 Yavitz A61F 13/124
128/858
D421,124 S * 2/2000 Yavitz D24/189
6,098,628 A 8/2000 Funk
6,222,090 B1 4/2001 Weston
6,320,094 B1 * 11/2001 Arnold A61F 13/124
128/858
D483,491 S * 12/2003 Grady D24/189
D516,727 S 3/2006 Neri
D544,607 S * 6/2007 Henry D24/189
D570,488 S * 6/2008 Kirksey D24/189
7,475,435 B2 1/2009 Van Atta

(Continued)

FOREIGN PATENT DOCUMENTS

CN 103610535 A 3/2014
WO WO9721397 A2 6/1997

Primary Examiner — George D Kirschbaum
Assistant Examiner — Jennifer Watkins

(56) **References Cited**

U.S. PATENT DOCUMENTS

2,137,169 A 11/1938 Harold
2,268,746 A * 1/1942 Froyd A61F 13/063
128/894
2,553,825 A * 5/1951 Langs A41C 3/065
450/81
3,973,561 A * 8/1976 Kane A61F 9/04
128/858
D278,363 S * 4/1985 Schenkel D24/189
4,682,371 A * 7/1987 Heltman A61F 13/124
128/858
4,709,695 A 12/1987 Kohn

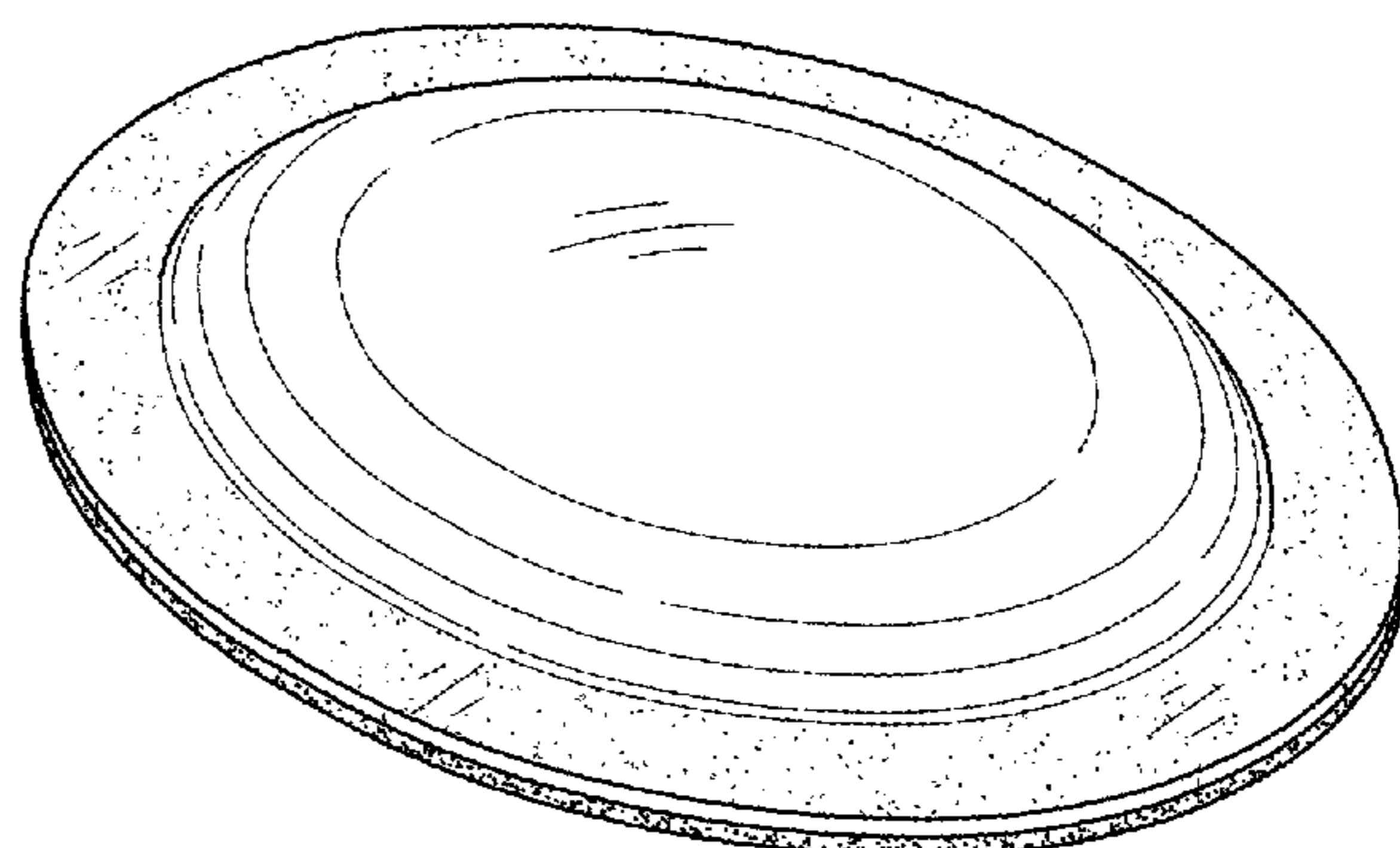
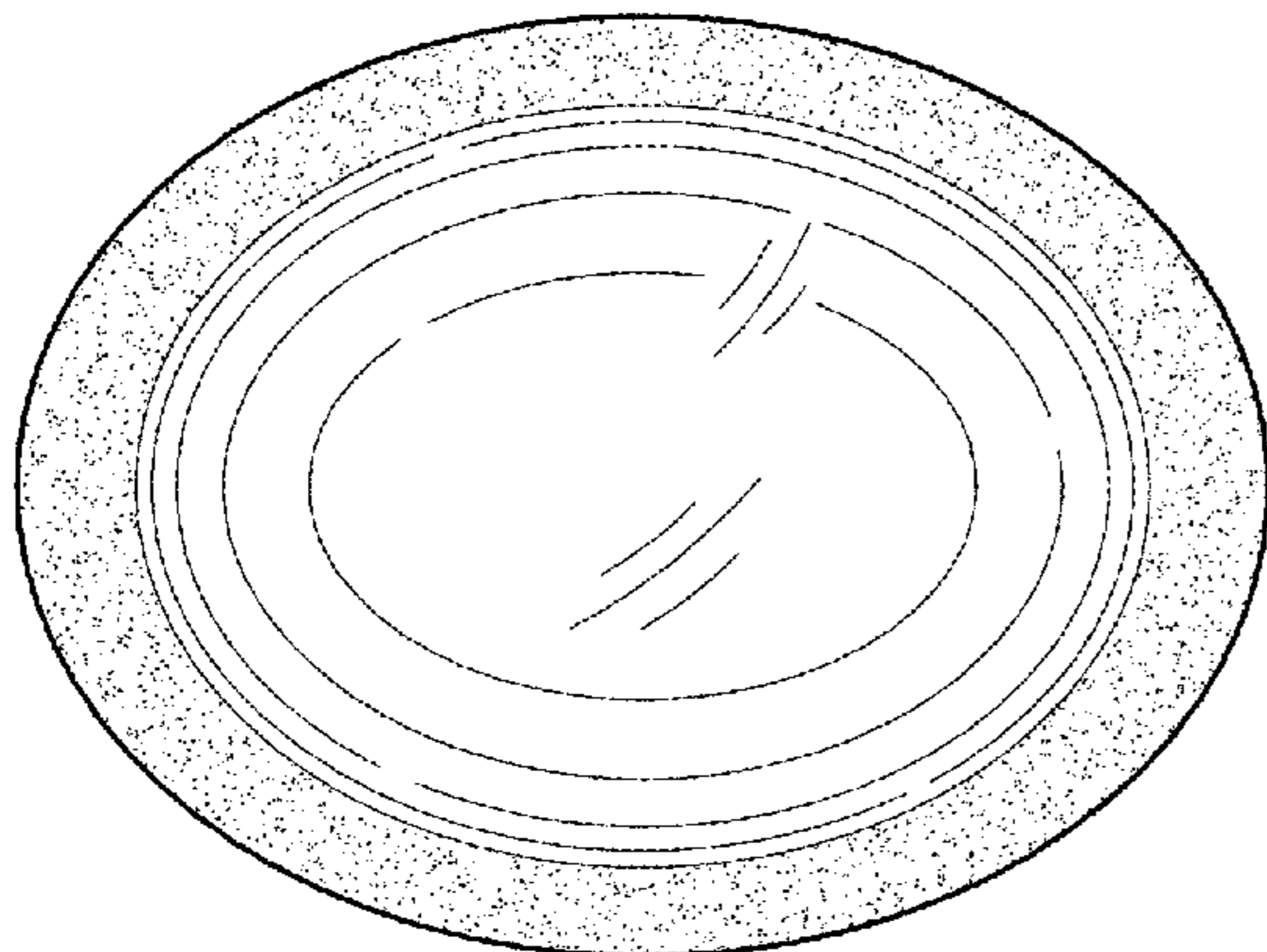
(57) **CLAIM**

I claim the ornamental design for an eye patch, as shown and described.

DESCRIPTION

FIG. 1 is a front view of the eye patch.
FIG. 2 is a back view of the claimed design.
FIG. 3 is a side view of the claimed design.
FIG. 4 is a top view of the claimed design; and,
FIG. 5 is a perspective view of the claimed design.

1 Claim, 3 Drawing Sheets



(56)

References Cited

U.S. PATENT DOCUMENTS

7,584,754	B1 *	9/2009	Pellegrini	A61F 9/04 128/858
D617,463	S *	6/2010	Tokumoto	D24/189
D633,200	S *	2/2011	Saffer	D24/128
8,458,812	B2	6/2013	Kayerod	
8,967,427	B2	3/2015	Hogan	
D759,828	S *	6/2016	Riedle	D24/189
2006/0258969	A1	11/2006	Brown	
2008/0269657	A1	10/2008	Brenneman	
2012/0123312	A1	5/2012	Tai	
2012/0222185	A1	9/2012	Erikson	
2014/0250556	A1 *	9/2014	Awan	A61F 9/04 2/15

* cited by examiner

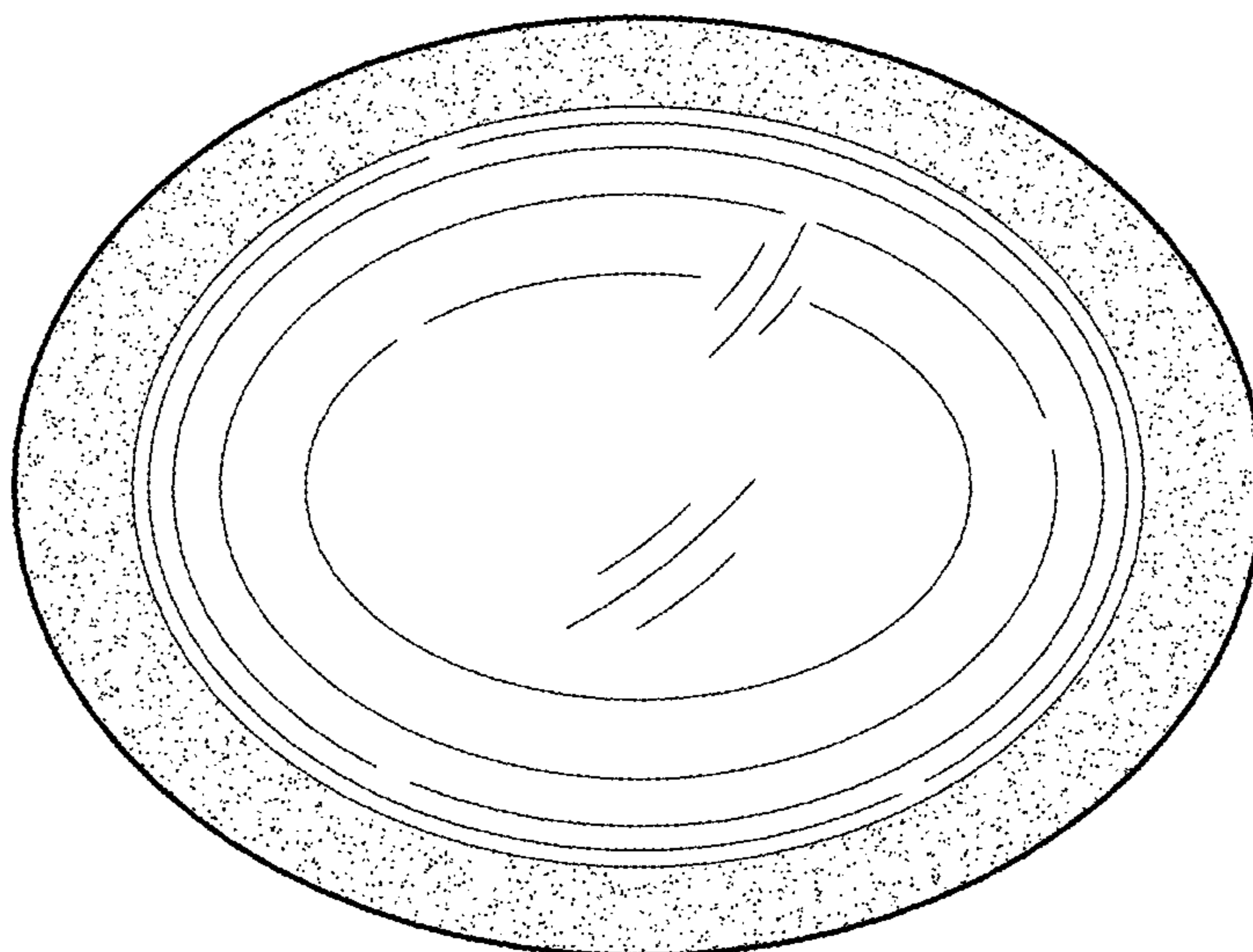


FIG. 1

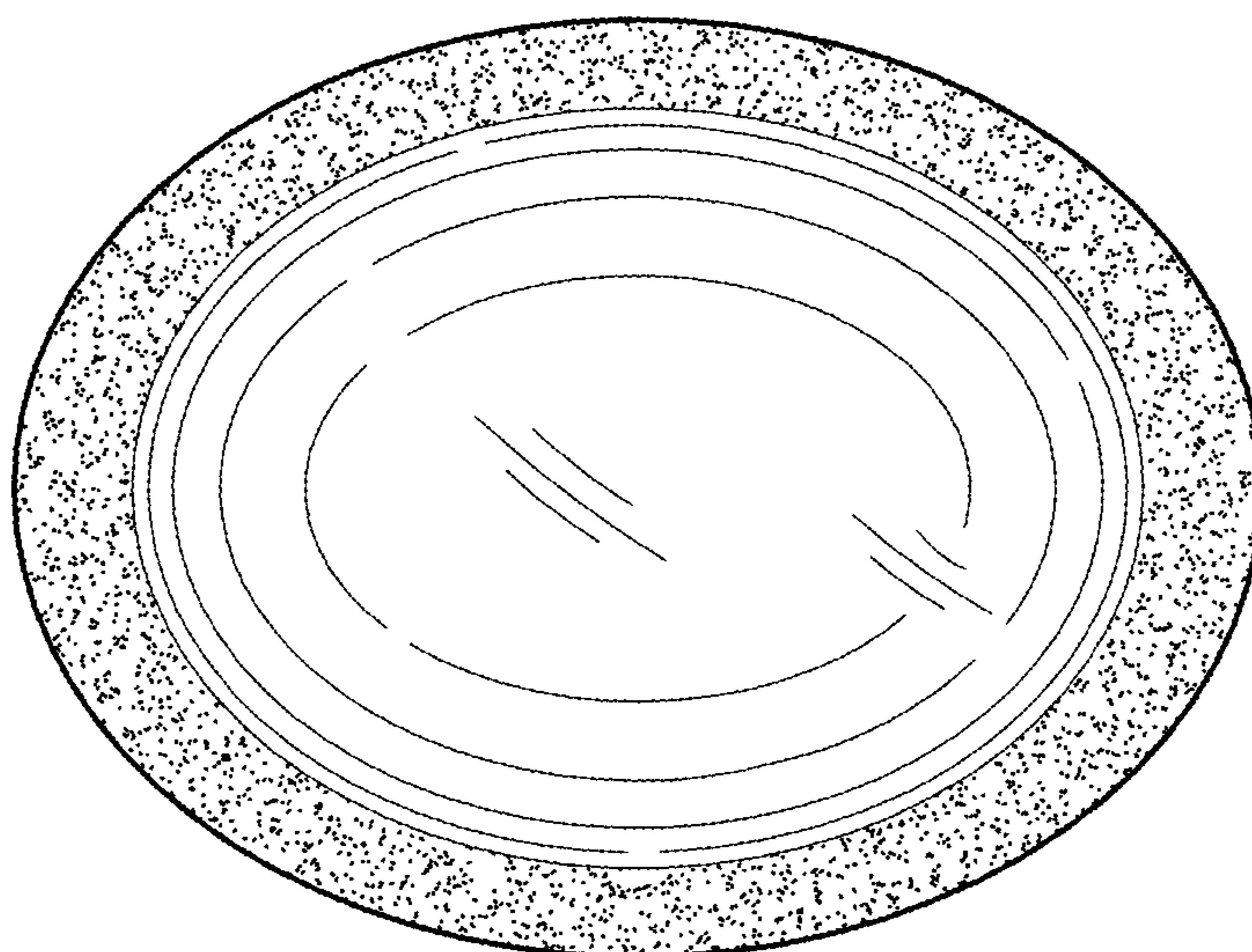


FIG. 2



FIG. 3



FIG. 4

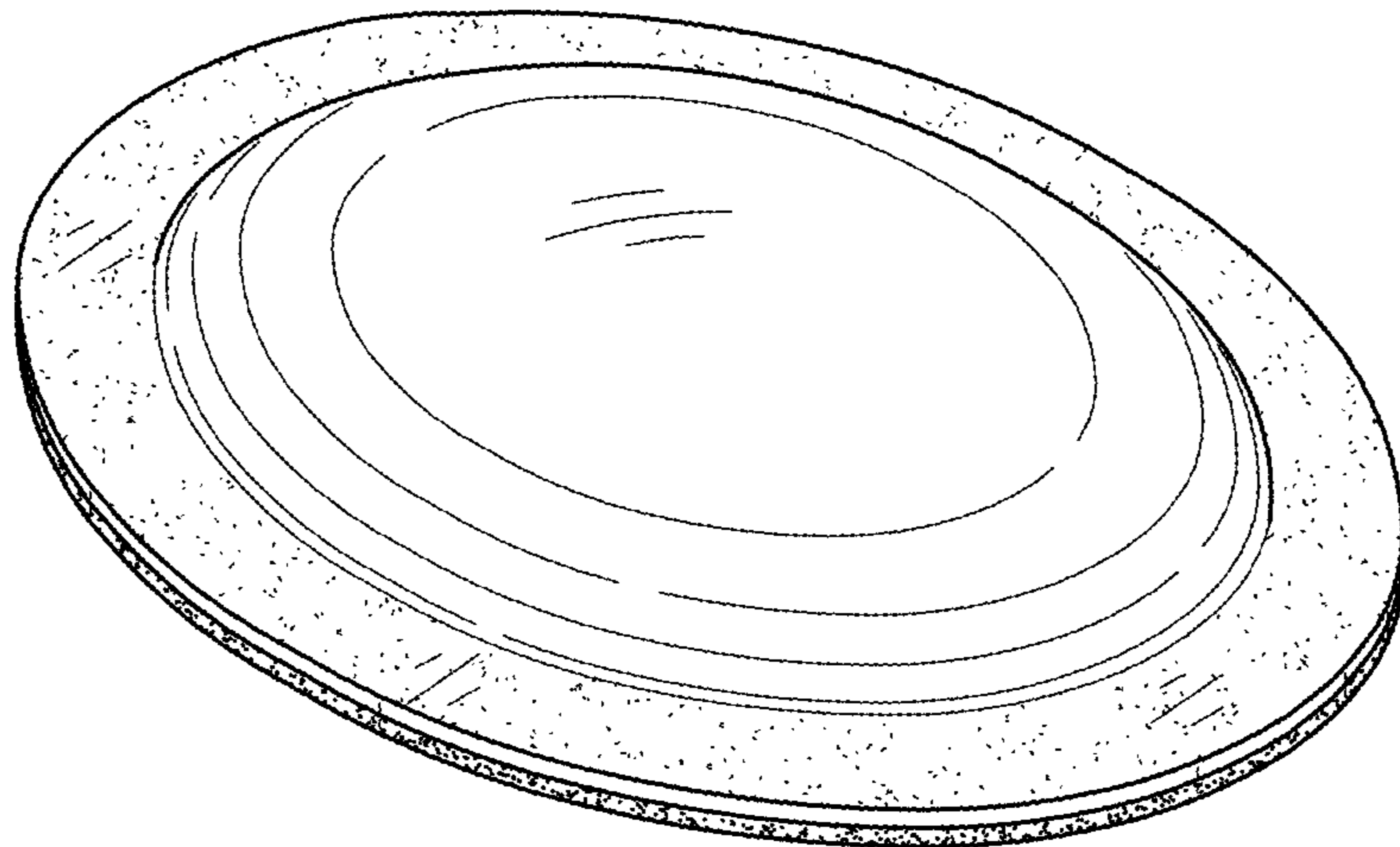


FIG. 5