



US00D798441S

(12) **United States Design Patent** (10) **Patent No.:** **US D798,441 S**
Johnson (45) **Date of Patent:** **** Sep. 26, 2017**

- (54) **FLUID BAG**
- (71) Applicant: **GAMBRO LUNDIA AB**, Lund (SE)
- (72) Inventor: **Douglas C. Johnson**, Maple Grove, MN (US)
- (73) Assignee: **Gambro Lundia AB**, Lund (SE)
- (**) Term: **15 Years**
- (21) Appl. No.: **29/536,949**
- (22) Filed: **Aug. 20, 2015**
- (51) **LOC (10) Cl.** **24-02**
- (52) **U.S. Cl.**
USPC **D24/118**
- (58) **Field of Classification Search**
USPC D24/108, 112–114, 118, 129, 130,
D24/133, 186; 604/332, 334, 337, 339
See application file for complete search history.

(56) **References Cited**

U.S. PATENT DOCUMENTS

D291,491 S *	8/1987	Larkin	D24/118
4,738,817 A *	4/1988	Wittwer	A61J 3/07 106/138.1
D306,759 S *	3/1990	D'Alo	D24/118
5,044,384 A *	9/1991	Hokama	A45D 31/00 132/200
D374,616 S	10/1996	Smith		
D388,168 S	12/1997	Barney		
D397,789 S	9/1998	Barney		
D400,245 S *	10/1998	Niedospial, Jr.	D24/118
D400,253 S *	10/1998	Niedospial, Jr.	D24/118
D402,366 S	12/1998	Barney		
D407,816 S	4/1999	Barney		
5,997,355 A *	12/1999	Hollander	H01R 13/719 374/E7.005
6,287,289 B1 *	9/2001	Niedospial, Jr.	A61J 1/10 206/828

6,477,128 B1 *	11/2002	Ma	G11B 25/043 720/656
D496,932 S *	10/2004	Lin	D14/260.1
D553,245 S *	10/2007	Jodaikin	D1/100
D605,773 S *	12/2009	Jodaikin	D24/180
D619,906 S *	7/2010	Carignan	D9/708
D642,465 S	8/2011	Flank		
D653,330 S	1/2012	Ecabert		
D653,331 S	1/2012	Ecabert		

(Continued)

Primary Examiner — Thomas Johannes

Assistant Examiner — Samantha Q Lawrence

(74) *Attorney, Agent, or Firm* — Mueting, Raasch & Gebhardt, P.A.

(57) **CLAIM**

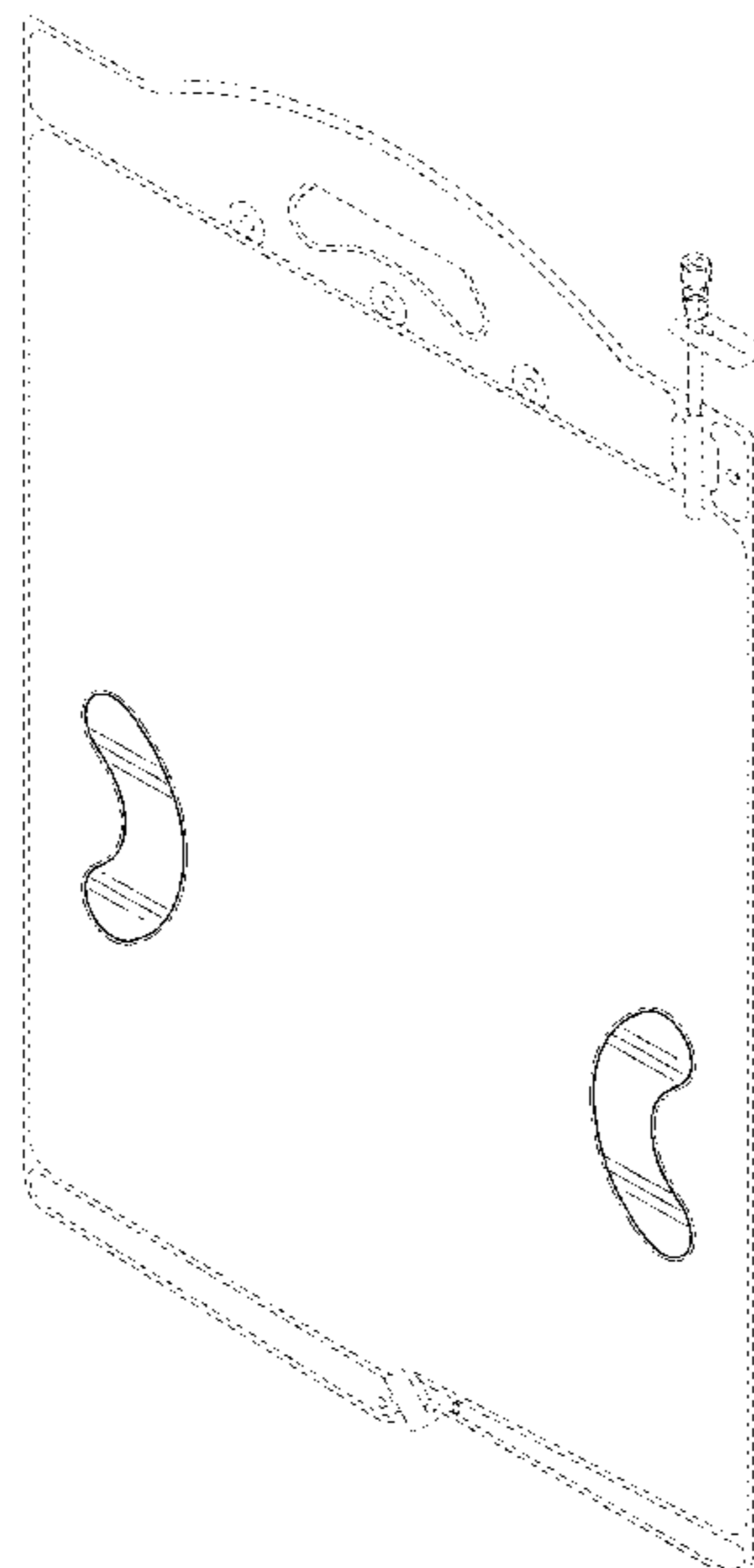
The ornamental design for a fluid bag, as shown and described.

DESCRIPTION

FIG. 1 is a perspective view of a fluid bag;
 FIG. 2 is a front view of the design of FIG. 1;
 FIG. 3 is a rear view of the design of FIG. 1;
 FIG. 4 is a right side view of the design of FIG. 1;
 FIG. 5 is a left side view of the design of FIG. 1;
 FIG. 6 is a top view of the design of FIG. 1; and,
 FIG. 7 is a bottom view of the design of FIG. 1.

The broken lines in the figures do not form a part of the claimed design. The shade lines in the figures show contour, not surface ornamentation. Applicants reserve the right to convert any portion or portions of any of the broken lines depicting the fluid bag to solid lines such that any features described by those lines form a part of the claimed invention. Applicants further reserve the right to convert any portion or portions of any of the solid lines depicting the fluid bag to broken lines such that any features described by those lines do not form a part of the claimed invention.

1 Claim, 7 Drawing Sheets



(56)

References Cited

U.S. PATENT DOCUMENTS

D653,333	S	1/2012	Ecabert	
D653,751	S	2/2012	Ecabert	
D653,752	S	2/2012	Pittet	
D653,753	S	2/2012	Ecabert	
D670,547	S *	11/2012	Gorzo	D11/164
D687,949	S *	8/2013	Ueda	D24/118
D688,794	S *	8/2013	Ueda	D24/118
D699,017	S *	2/2014	Sunvold	D1/199
D699,343	S *	2/2014	Clements	D24/118
D701,774	S *	4/2014	Steigelman	D9/703
D725,260	S *	3/2015	Cesa	D24/118
D752,452	S *	3/2016	Kearns	D24/118
9,550,137	B2 *	1/2017	Fontecchio	B01D 29/114

* cited by examiner

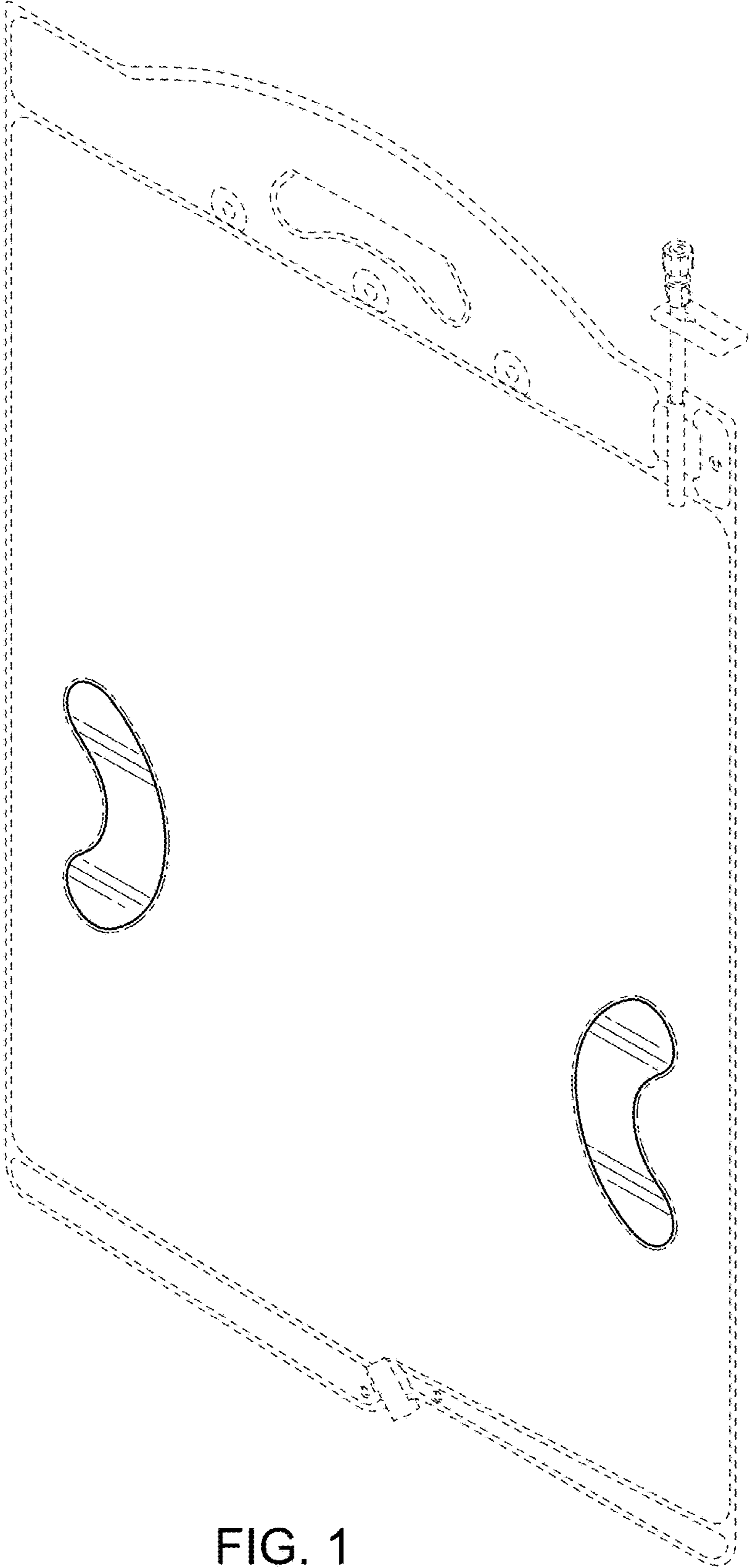


FIG. 1

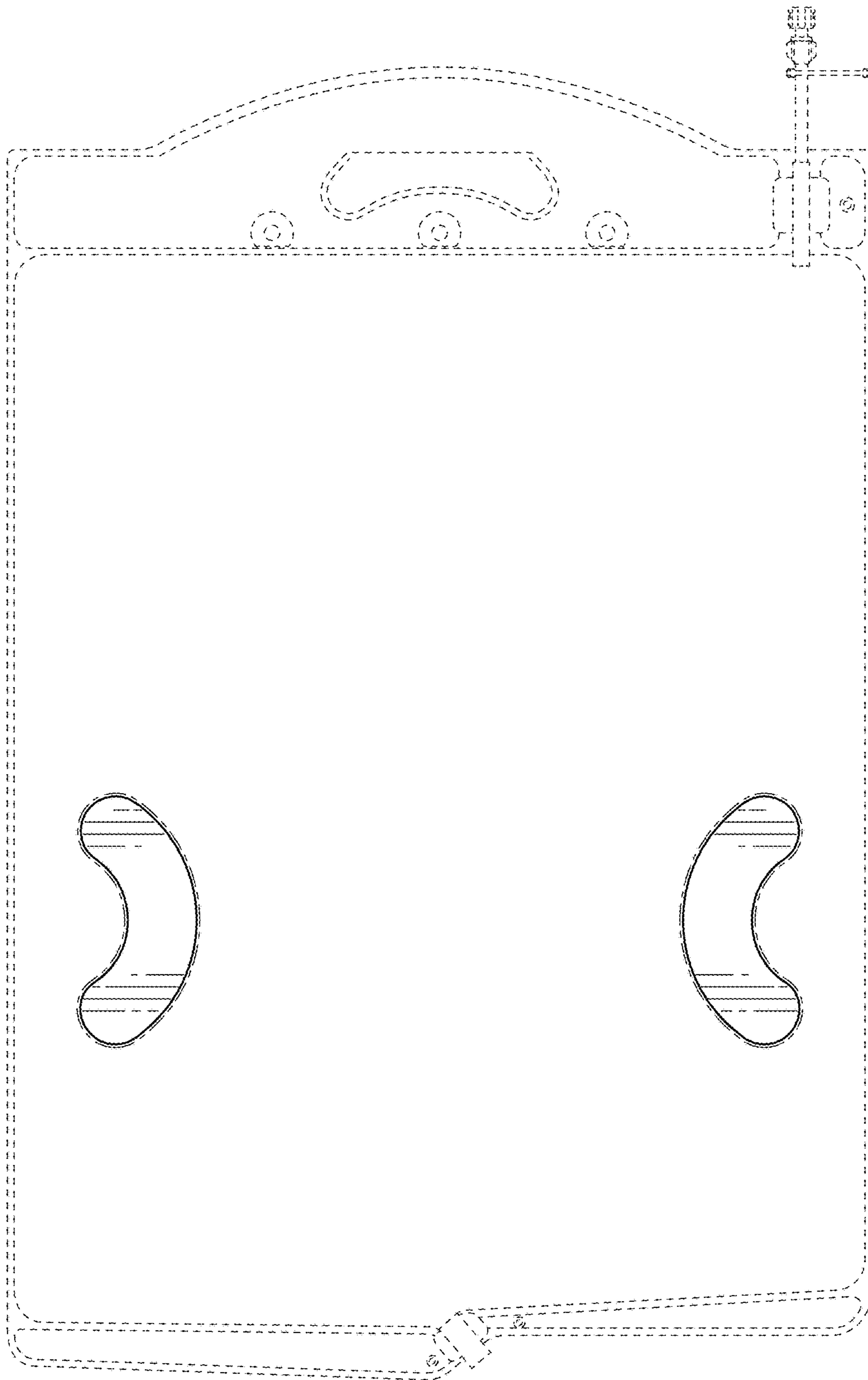


FIG. 2

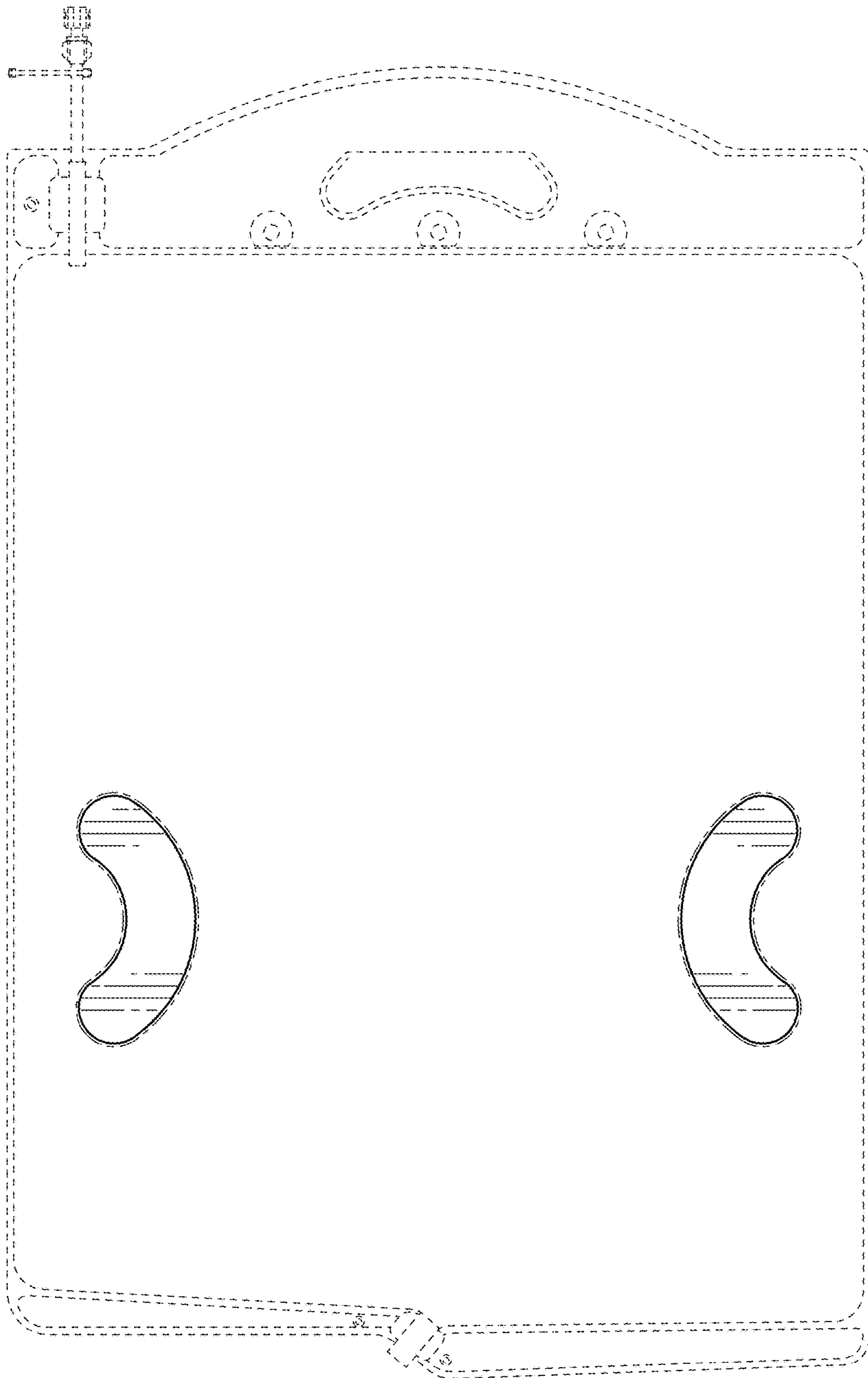


FIG. 3

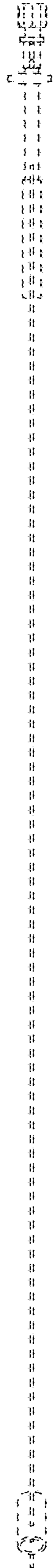


FIG. 4

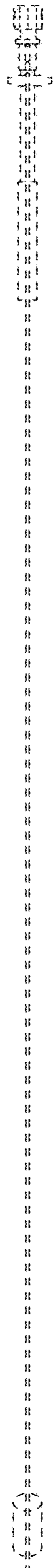


FIG. 5

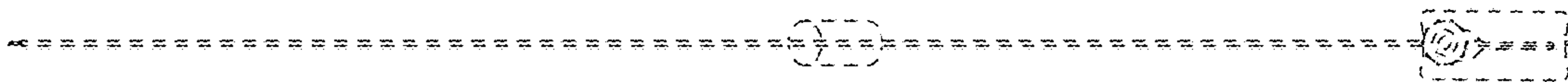


FIG. 6

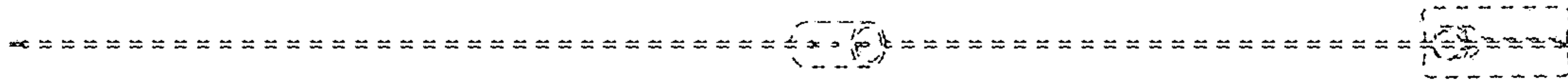


FIG. 7