



US00D798427S

(12) **United States Design Patent**
Fan

(10) **Patent No.:** **US D798,427 S**

(45) **Date of Patent:** **** Sep. 26, 2017**

(54) **PORTABLE EVAPORATIVE COOLER**

(71) Applicant: **Jerry Fan**, Birmingham, AL (US)

(72) Inventor: **Jerry Fan**, Birmingham, AL (US)

(**) Term: **14 Years**

(21) Appl. No.: **29/509,656**

(22) Filed: **Nov. 19, 2014**

(51) **LOC (10) Cl.** **23-04**

(52) **U.S. Cl.**
USPC **D23/333**

(58) **Field of Classification Search**
USPC D23/324–327, 332–334, 342–344,
D23/351–354, 370, 385, 388; 165/55,
165/121; 454/284, 233; 62/259.1, 285,
62/298, 407, 85, 515–516; D6/314, 315;
220/571; 292/336.3
CPC F24F 13/08; F24F 13/15; F24F 13/1413;
F24F 1/00; F24F 1/27; F24F 1/0007;
F24F 2001/0048

See application file for complete search history.

(56) **References Cited**

U.S. PATENT DOCUMENTS

D288,358 S *	2/1987	Nishikawa	D23/342
5,807,170 A *	9/1998	Lee	F24F 1/0007
				454/233
D416,993 S *	11/1999	Dong	D23/333
D503,221 S *	3/2005	Miller	D23/333
D596,725 S *	7/2009	Gildersleeve	D23/333
D596,727 S *	7/2009	Gildersleeve	D23/333
D612,030 S *	3/2010	Gildersleeve	D23/333

D612,031 S *	3/2010	Gildersleeve	D23/333
D612,032 S *	3/2010	Gildersleeve	D23/333
D641,844 S *	7/2011	Kim	D23/333
D641,845 S *	7/2011	Breit	D23/333
D687,136 S *	7/2013	Nemes	D23/332

OTHER PUBLICATIONS

Hessaire [online]. Retrieved on Mar. 30, 2016 from URL: <http://hessaire.com/portfolio-item/mbc2000/>.*

The Gad Review [online]. Retrieved on Mar. 30, 2016 from URL: <http://thegadreview.com/kuulaire-packa77-portable-kuulaire-packa55-portable-evaporative-cooling-unit/>.*

* cited by examiner

Primary Examiner — Manpreet Matharu

Assistant Examiner — Keith Wilson

(74) *Attorney, Agent, or Firm* — Scott A. Hill; The Hill Law Firm, PLC

(57) **CLAIM**

The ornamental design for a portable evaporative cooler, as shown and described.

DESCRIPTION

FIG. 1 is a perspective view of a portable evaporative cooler showing my new design;
FIG. 2 is a front elevational view thereof;
FIG. 3 is a side elevational view thereof; with the view from the other side being a mirror image thereof; and,
FIG. 4 is a top plan view thereof.
The back is flat and unornamented and forms no part of the claim.

1 Claim, 2 Drawing Sheets




Fig. 1

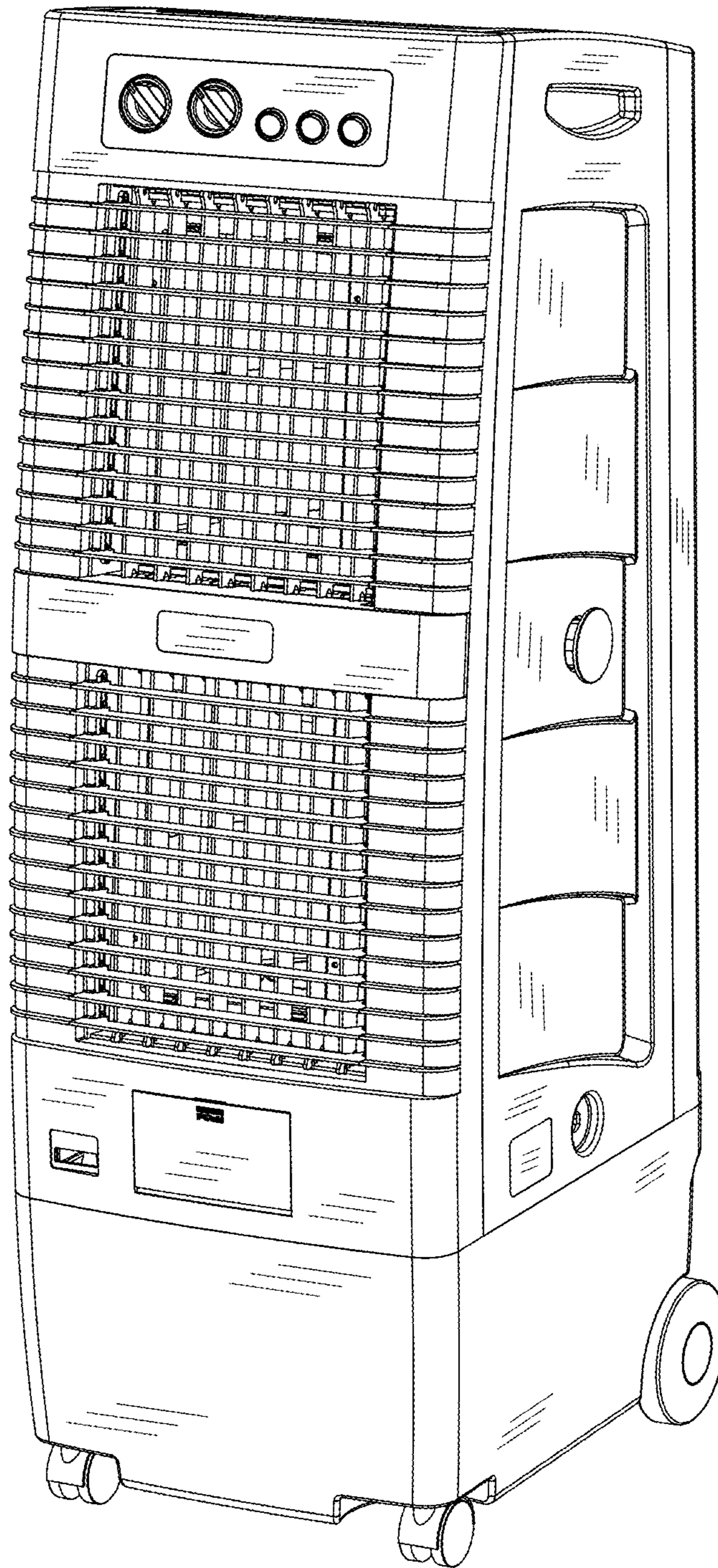


Fig. 2

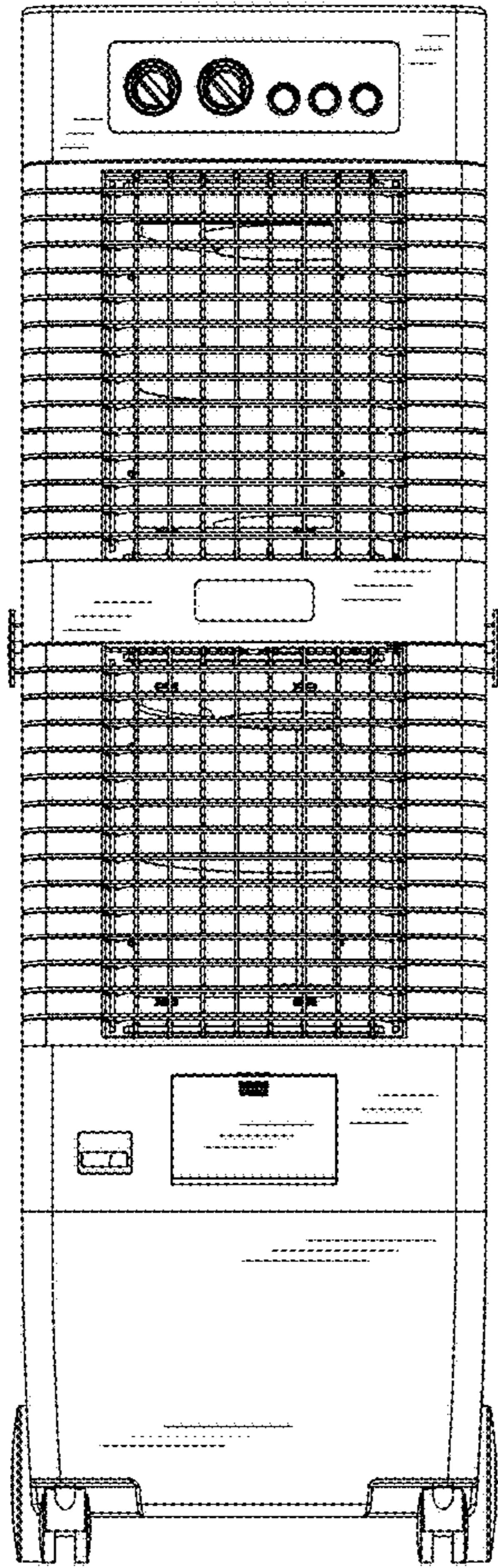


Fig. 3

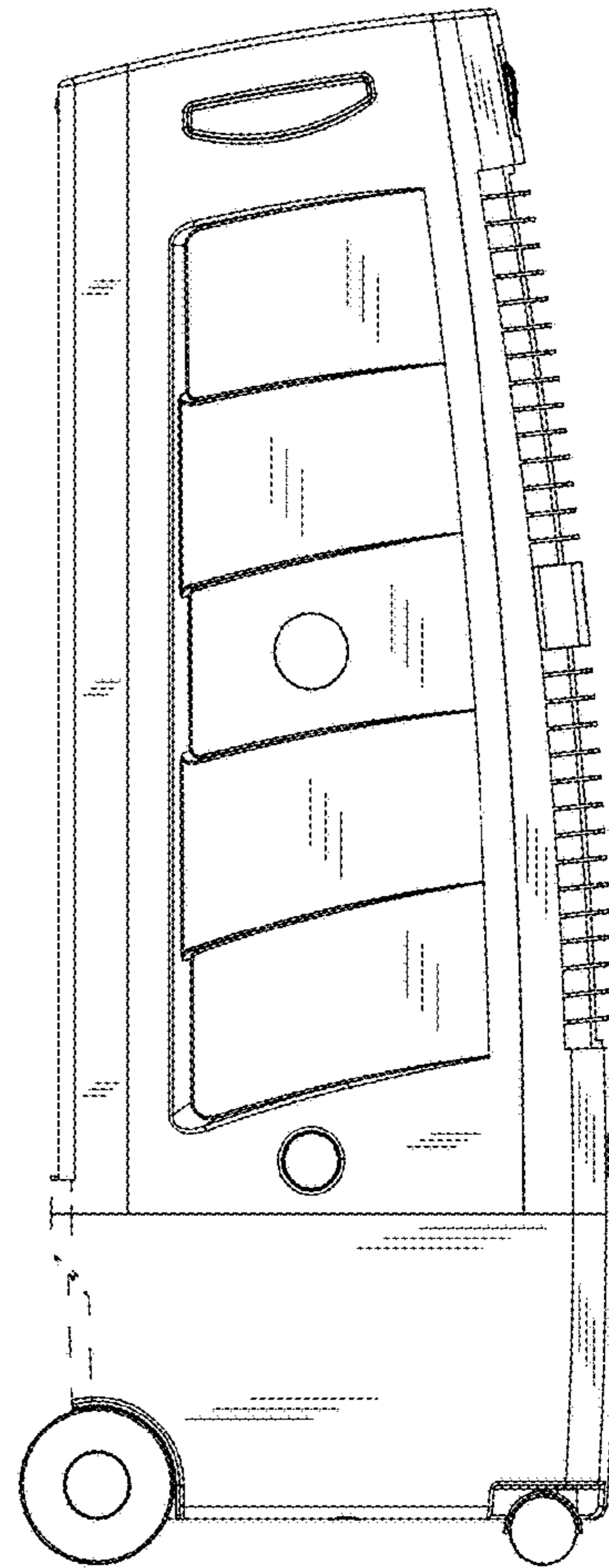


Fig. 4

