



US00D798410S

(12) **United States Design Patent**  
**Shelton et al.**

(10) **Patent No.:** **US D798,410 S**

(45) **Date of Patent:** **\*\* Sep. 26, 2017**

(54) **PANEL ATTACHABLE TO A RAIL OF A FIREARM**

(71) Applicant: **RailScales LLC**, Broken Arrow, OK (US)

(72) Inventors: **Derek Hunter Shelton**, Claremore, OK (US); **Brent Taylor McGuire**, Depew, OK (US)

(73) Assignee: **RailScales LLC**, Claremore, OK (US)

(\*\*) Term: **15 Years**

(21) Appl. No.: **29/580,483**

(22) Filed: **Oct. 10, 2016**

**Related U.S. Application Data**

(62) Division of application No. 29/549,064, filed on Dec. 18, 2015, now Pat. No. Des. 774,620.

(51) **LOC (10) Cl.** ..... **22-01**

(52) **U.S. Cl.**  
USPC ..... **D22/108**

(58) **Field of Classification Search**  
USPC ..... D22/103, 108; 42/1.01–1.07, 2, 90,  
42/10–26, 34, 36, 37, DIG. 1; 89/40.06,  
(Continued)

(56) **References Cited**

**U.S. PATENT DOCUMENTS**

6,029,321 A 2/2000 Fisher  
D533,618 S 12/2006 Swan  
(Continued)

**OTHER PUBLICATIONS**

Centurion Arms CMR Rail Covers, AIM Surplus, [online], [site visited Sep. 28, 2016]. <URL:http://www.aimsurplus.com/product.aspx?groupid=1359  
&name=Centurion+Arms+CMR+Rail+Covers>.

(Continued)

*Primary Examiner* — T. Chase Nelson

*Assistant Examiner* — Jonathan J Han

(74) *Attorney, Agent, or Firm* — Eversheds Sutherland (US) LLP

(57) **CLAIM**

The ornamental design for a panel attachable to a rail of a firearm, as shown and described.

**DESCRIPTION**

FIG. 1 is a perspective view of a panel attachable to a rail of a firearm according to a first embodiment of the disclosure;

FIG. 2 is a perspective view thereof;

FIG. 3 is a perspective view thereof;

FIG. 4 is a perspective view thereof;

FIG. 5 is a perspective view thereof;

FIG. 6 is a perspective view thereof;

FIG. 7 is a front view thereof;

FIG. 8 is a rear view thereof;

FIG. 9 is a side view thereof;

FIG. 10 is a side view thereof;

FIG. 11 is a bottom view thereof;

FIG. 12 is a top view thereof;

FIG. 13 is a perspective view of a panel attachable to a rail of a firearm according to a second embodiment of the disclosure;

FIG. 14 is a perspective view thereof;

FIG. 15 is a perspective view thereof;

FIG. 16 is a perspective view thereof;

FIG. 17 is a perspective view thereof;

FIG. 18 is a perspective view thereof;

FIG. 19 is a front view thereof;

FIG. 20 is a rear view thereof;

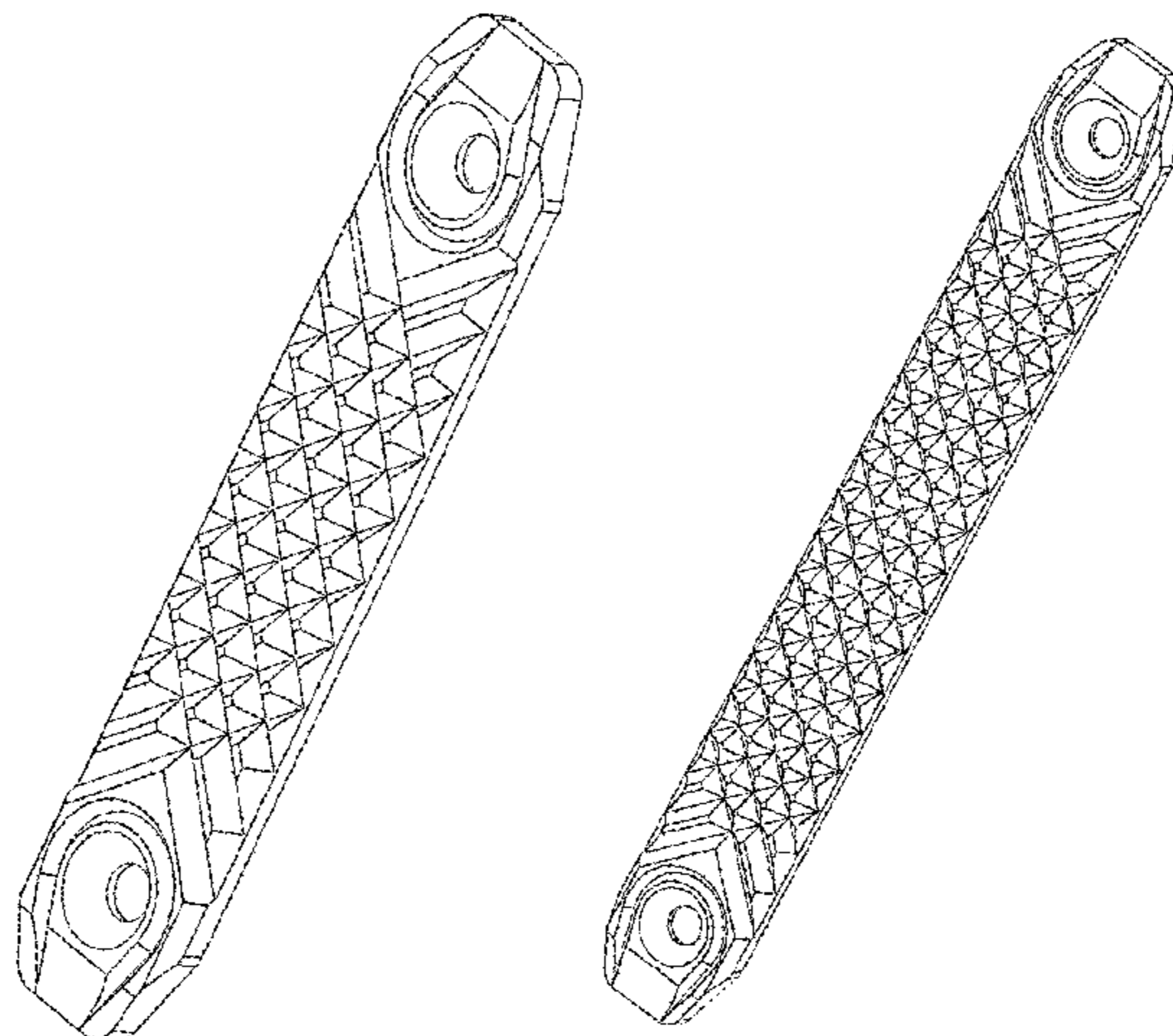
FIG. 21 is a side view thereof;

FIG. 22 is a side view thereof;

FIG. 23 is a bottom view thereof; and,

FIG. 24 is a top view thereof.

**1 Claim, 24 Drawing Sheets**



(58) **Field of Classification Search**  
 USPC .... 89/41.19, 37.04, 33.04, 191.01, 200–204;  
           D21/572–575; 124/66, 67, 72, 743  
 CPC ..... F41C 23/16; F41A 35/02; F41G 11/003  
 See application file for complete search history.

2012/0085013 A1 4/2012 Cahill  
 2013/0000176 A1 1/2013 Goertzen  
 2013/0031820 A1 2/2013 Deros  
 2013/0055614 A1 3/2013 Finnegan et al.  
 2013/0061504 A1 3/2013 Malherbe et al.  
 2013/0326925 A1 12/2013 Power  
 2015/0040456 A1 2/2015 Zimmer  
 2016/0216062 A1\* 7/2016 Trotabas ..... F41G 11/003

(56) **References Cited**

U.S. PATENT DOCUMENTS

D537,499 S 2/2007 Swan  
 D548,811 S 8/2007 Swan  
 D561,864 S 2/2008 Rigler  
 D625,378 S 10/2010 Fitzpatrick et al.  
 7,861,451 B1 1/2011 Moody et al.  
 D639,889 S 6/2011 Troy, Jr.  
 8,104,218 B2 1/2012 McCann  
 D683,417 S 5/2013 Daniel et al.  
 D691,235 S 10/2013 Fitzpatrick et al.  
 D704,789 S 5/2014 Fitzpatrick et al.  
 D704,791 S 5/2014 Fitzpatrick et al.  
 D705,885 S 5/2014 Peterson et al.  
 D707,782 S 6/2014 Burnham  
 8,826,797 B2 9/2014 Overstreet et al.  
 D719,632 S 12/2014 Lau  
 8,935,874 B2 1/2015 Troy  
 8,959,825 B2 2/2015 Goertzen  
 D725,223 S 3/2015 Heidkamp  
 8,984,797 B2 3/2015 Ballard  
 D726,864 S 4/2015 Huang, Sr.  
 9,015,982 B1 4/2015 Powers  
 D734,827 S 7/2015 Pearson  
 D737,923 S 9/2015 Norberg  
 D737,925 S 9/2015 Norberg  
 9,222,749 B1 12/2015 Nakayama et al.  
 D756,763 S 5/2016 Swan et al.  
 9,360,273 B1 6/2016 Steinbock  
 D761,928 S 7/2016 Adair et al.  
 D768,256 S \* 10/2016 Bentley ..... D22/108  
 2003/0106252 A1 6/2003 Hines  
 2009/0241397 A1 10/2009 Fitzpatrick et al.  
 2009/0293334 A1 12/2009 Swan  
 2010/0186278 A1 7/2010 Daniel  
 2010/0236124 A1 9/2010 Troy  
 2011/0099873 A1 5/2011 Bentley  
 2012/0030986 A1 2/2012 Swan et al.

OTHER PUBLICATIONS

Dragon Keymod, RailScales website, [online]. [site visited Sep. 28, 2016]. <URL: <http://www.getrailscales.com/SearchResults.asp?Cat=1835>>.  
 ERGO Ergolok Low Pro Locking Rail Covers—Black, Del-Ton.com, [online], [site visited Sep. 28, 2016]. <URL: [http://www.del-ton.com/Rail\\_Panels\\_p/hg1087.htm](http://www.del-ton.com/Rail_Panels_p/hg1087.htm)>.  
 Griffin Armament Low-Pro RIGID rail kits available, ar15news.com, Posted Jul. 16, 2016, [online], [site visited Sep. 28, 2016]. <URL: <http://www.ar15news.com/category/accessories/rail-covers/>>.  
 Honeycomb Keymod, RailScales website, [online]. [site visited Sep. 28, 2016]. <URL: <http://www.getrailscales.com/SearchResults.asp?Cat=1862>>.  
 Knights URX3 for example. Grip panels and handstop installed. forums.spacebattels.com, Posted by Sushi, Jun. 20, 2014, [online], [site visited Sep. 28, 2016]. <URL: <https://forums.spacebattles.com/threads/so-mjolnir-what-have-you-been-doing-this-week-303160/>>.  
 Pick Your Texture, RailScales website, [online]. [site visited Sep. 28, 2016]. <URL: <http://www.getrailscales.com/category-s/1838.htm>>.  
 Tenderizer Keymod, RailScales website, [online]. [site visited Sep. 28, 2016]. <URL: <http://www.getrailscales.com/SearchResults.asp?Cat=1852>>.  
 Troy Industries Battle Rail Cover AR-15 Polymer Package of 3, Midway USA, [online], [site visited Sep. 28, 2016]. <URL: <http://www.midwayusa.com/product/3058129847/troy-industries-battle-rail-cover-ar-15-polymer-package-of-3>>.  
 XT Rail Cover Black, Bravo Company USA, Inc., [online], [site visited Sep. 28, 2016]. <URL: <http://www.bravocompanyusa.com/Magpul-XT-Rail-Covers-Black-p/mag012%20black.htm>>.

\* cited by examiner

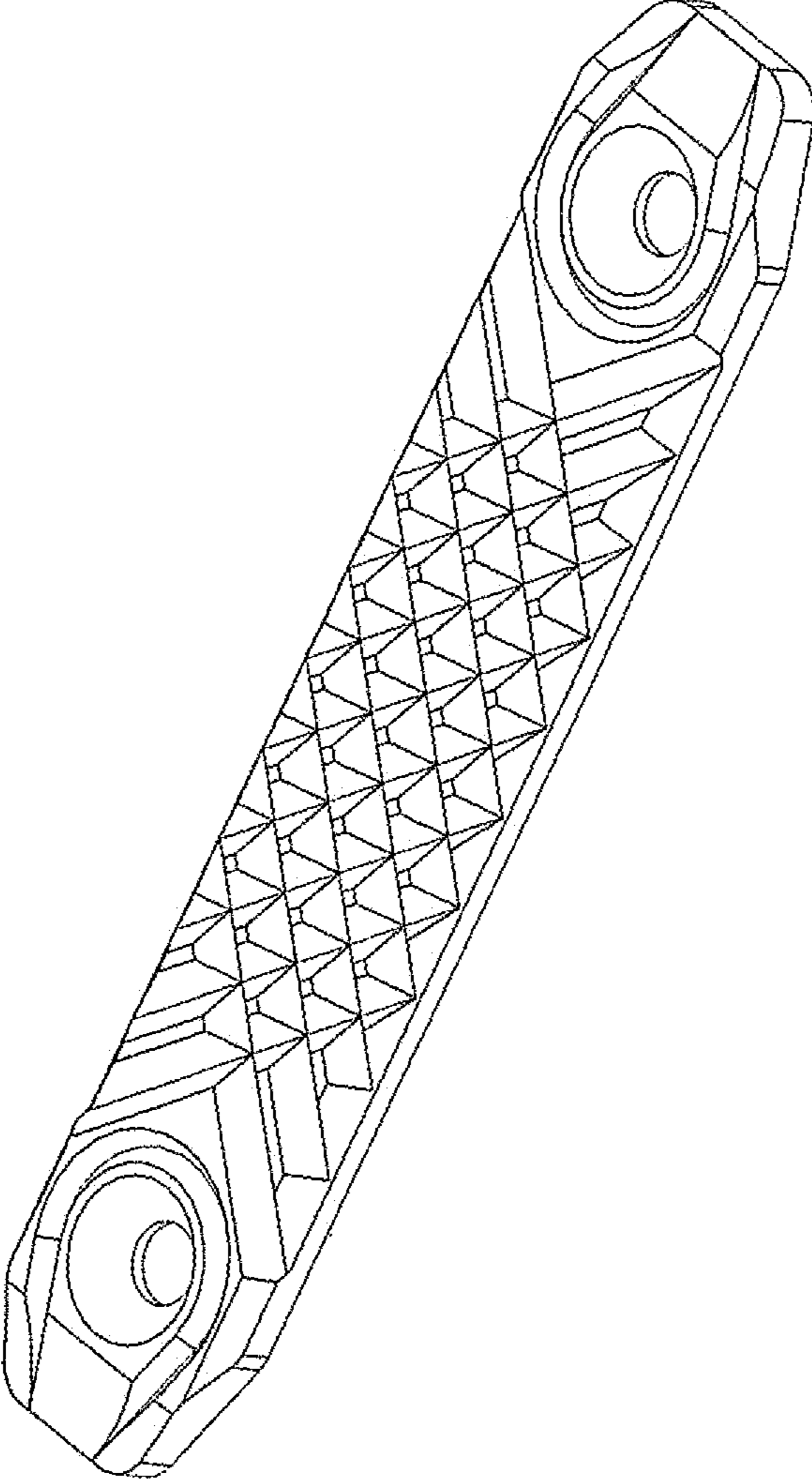


FIG. 1

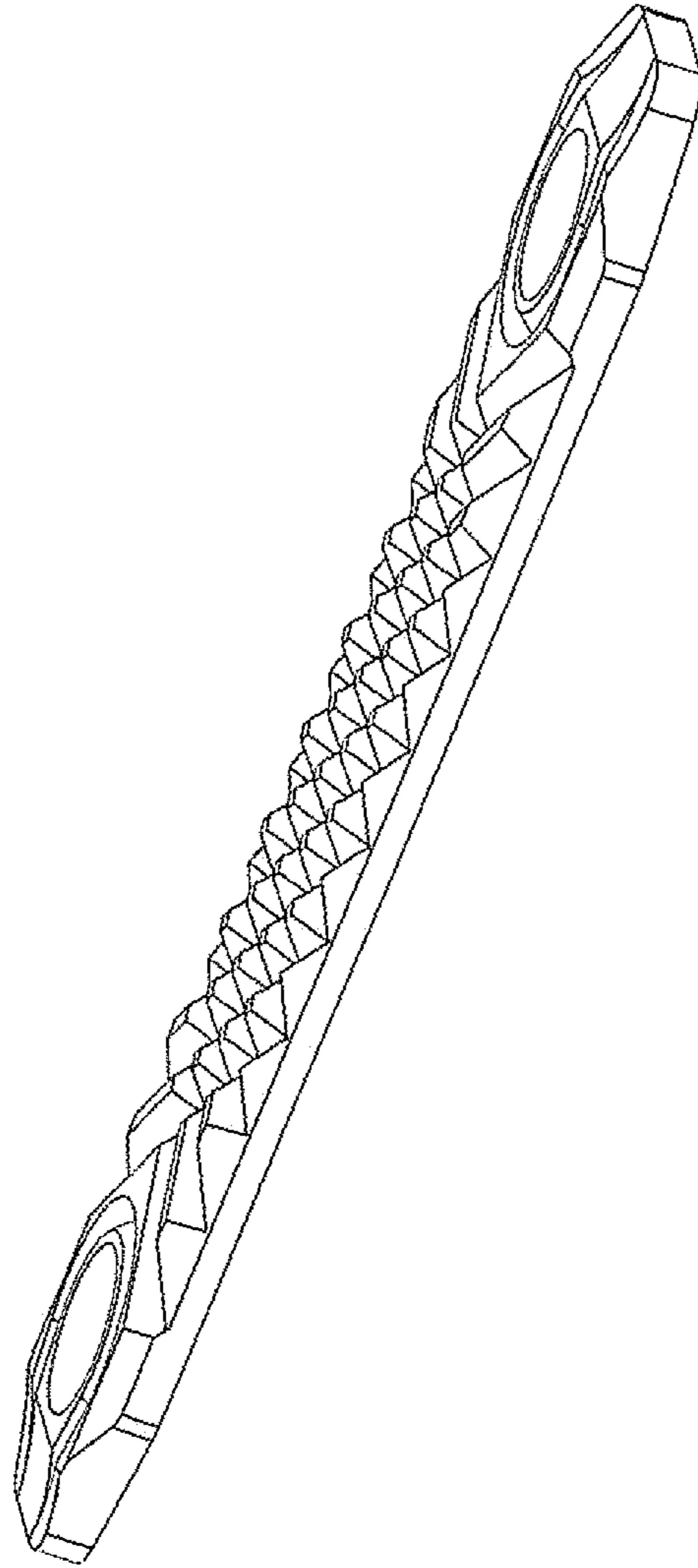


FIG. 2

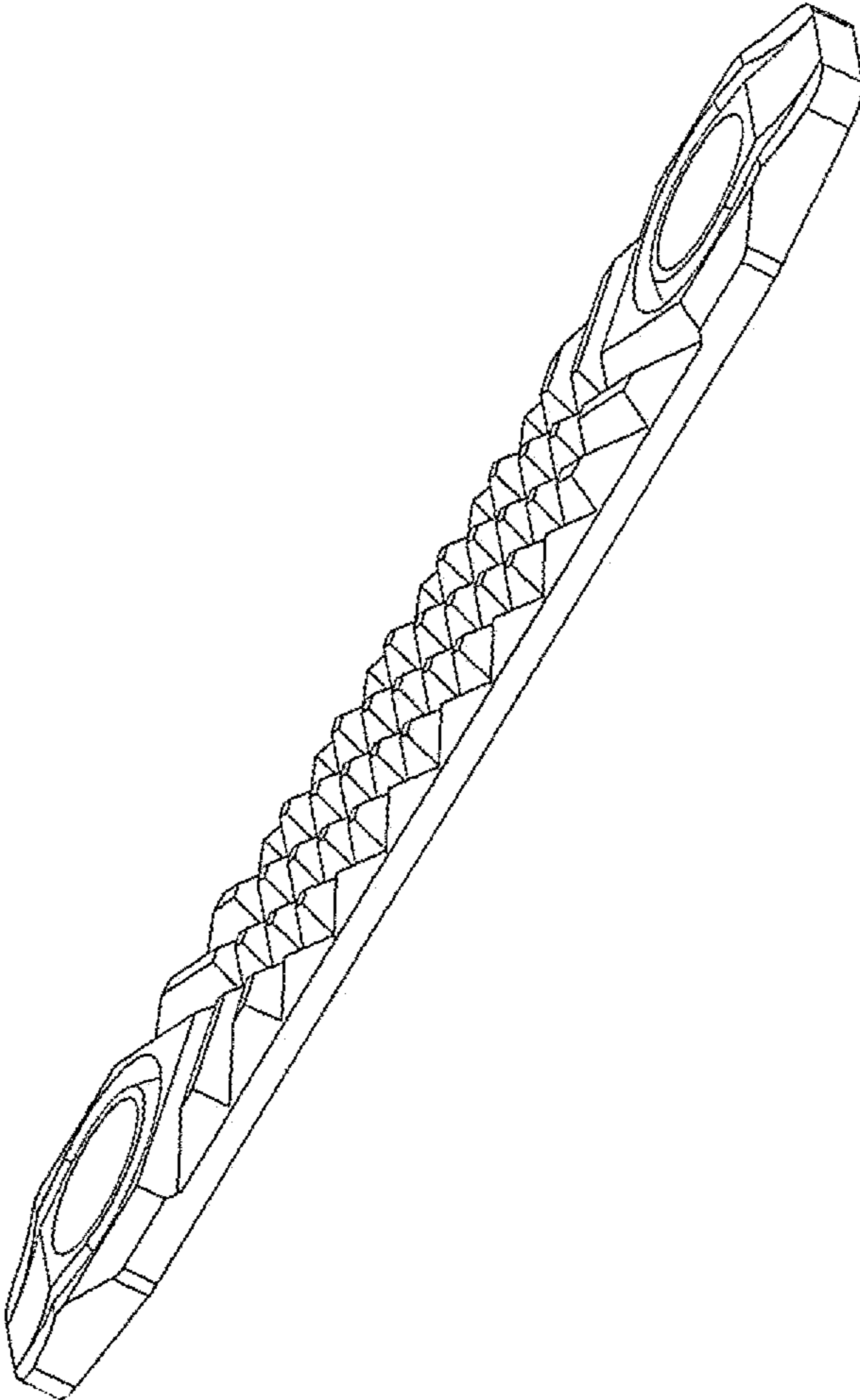


FIG. 3

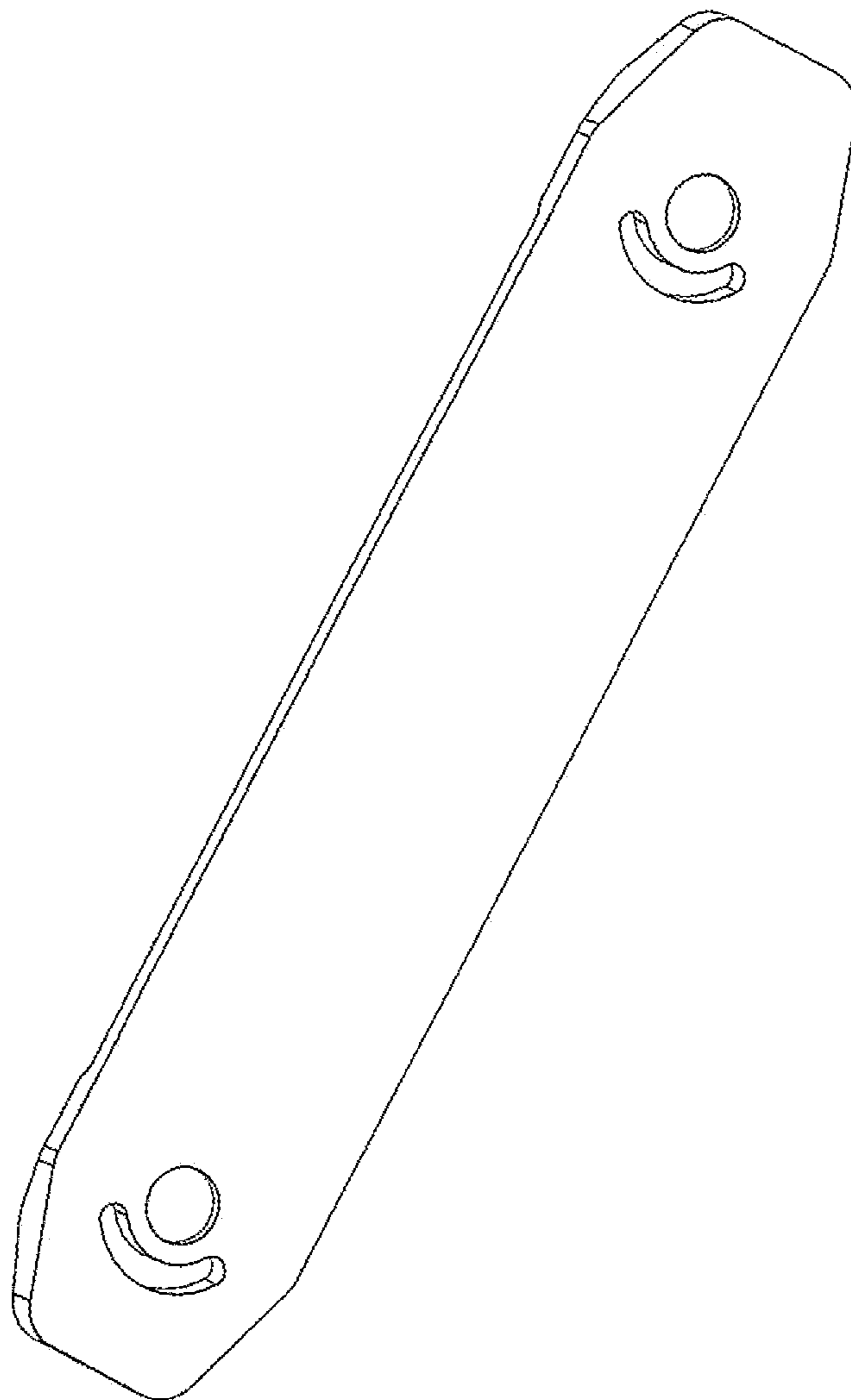


FIG. 4

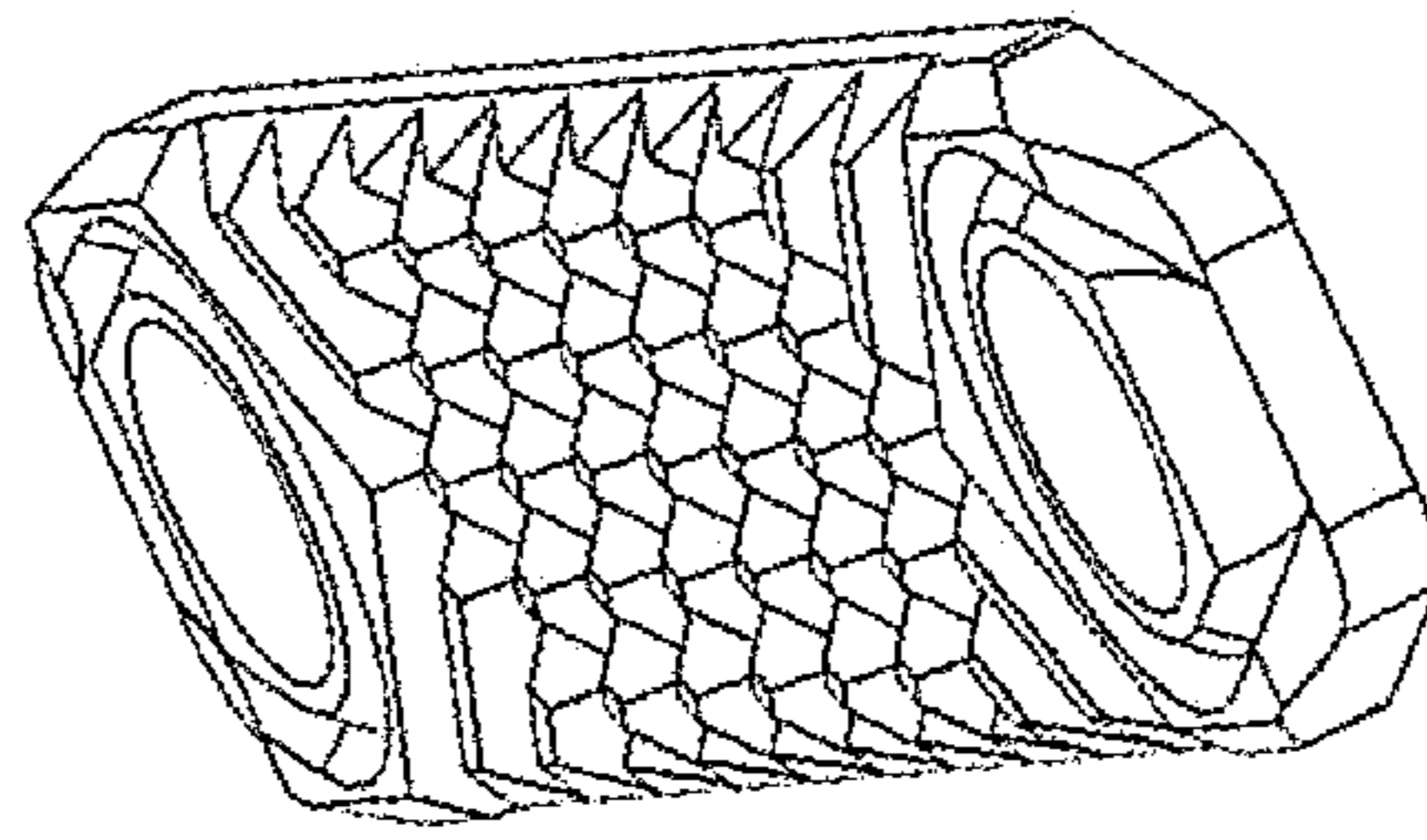


FIG. 5

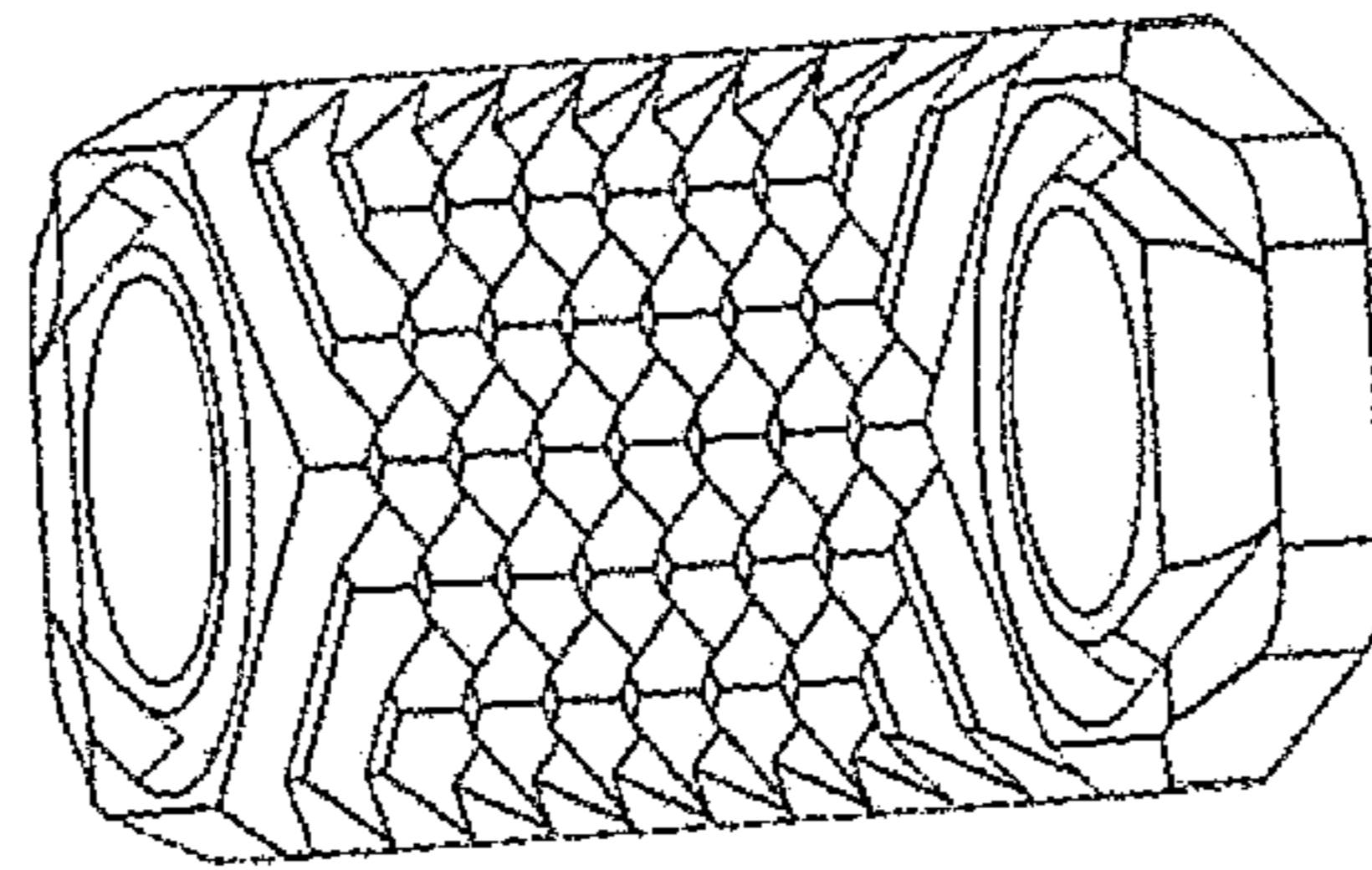


FIG. 6






FIG. 7




FIG. 8

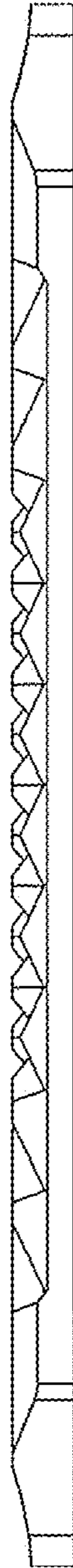


FIG. 9

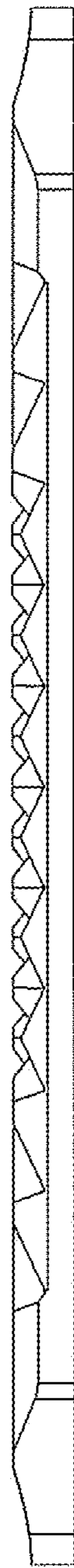


FIG. 10




FIG. 11

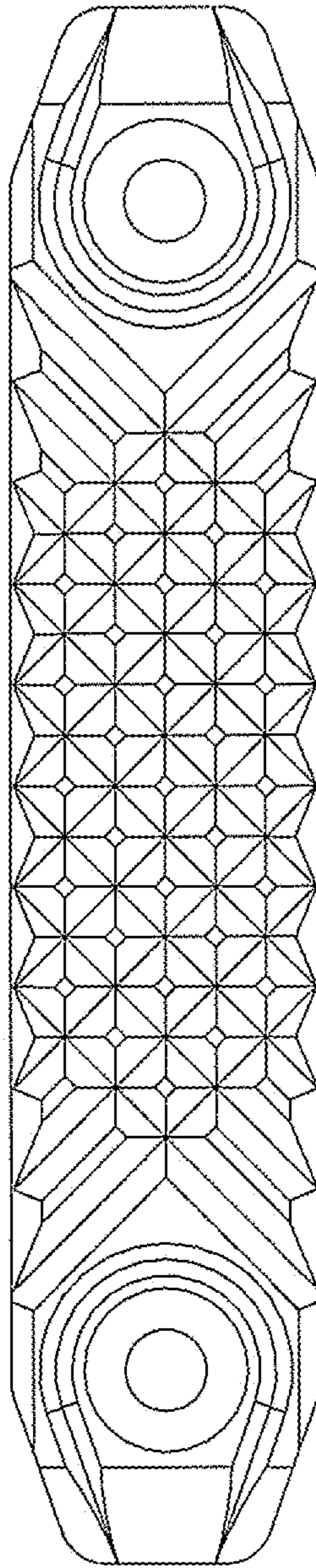


FIG. 12

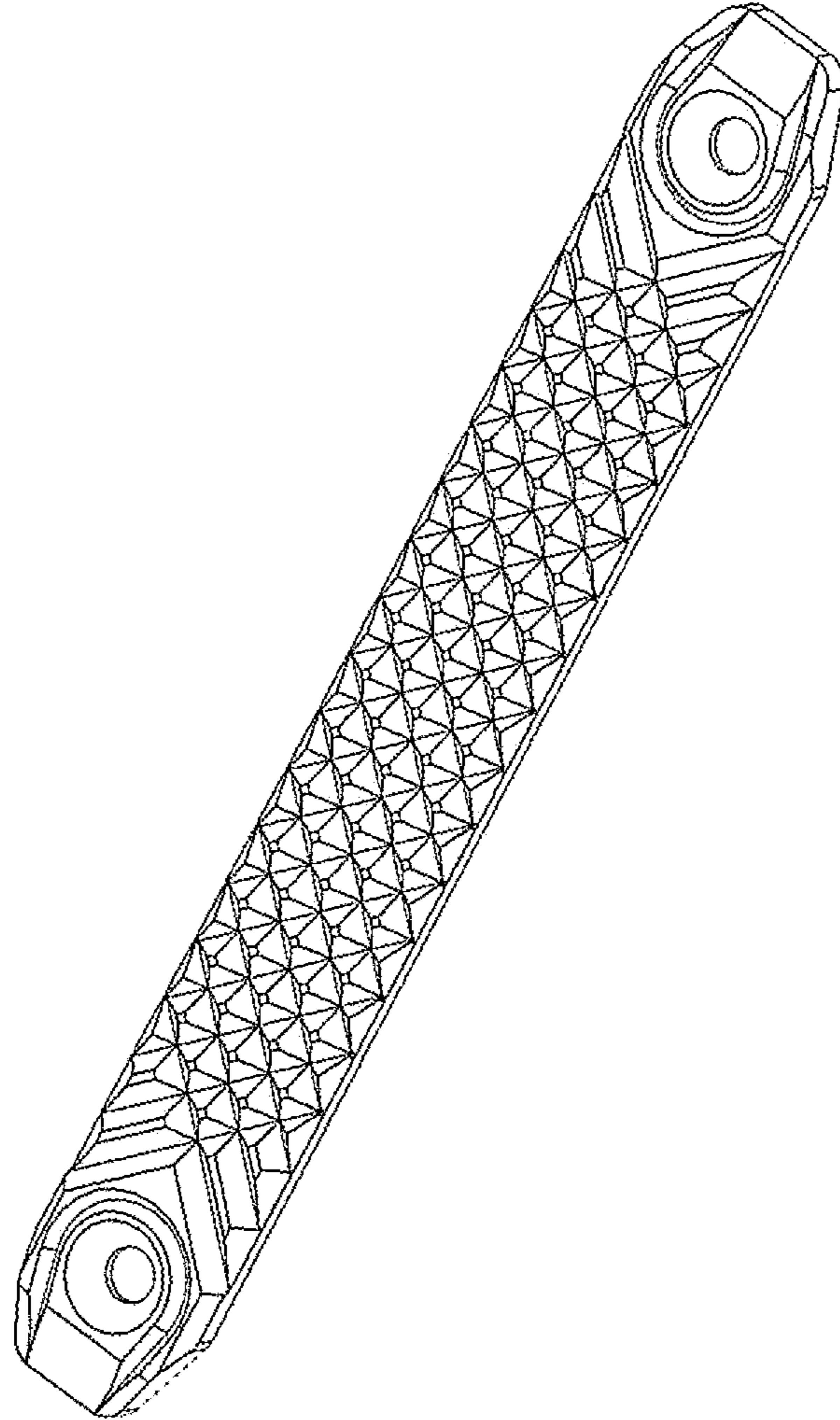


FIG. 13

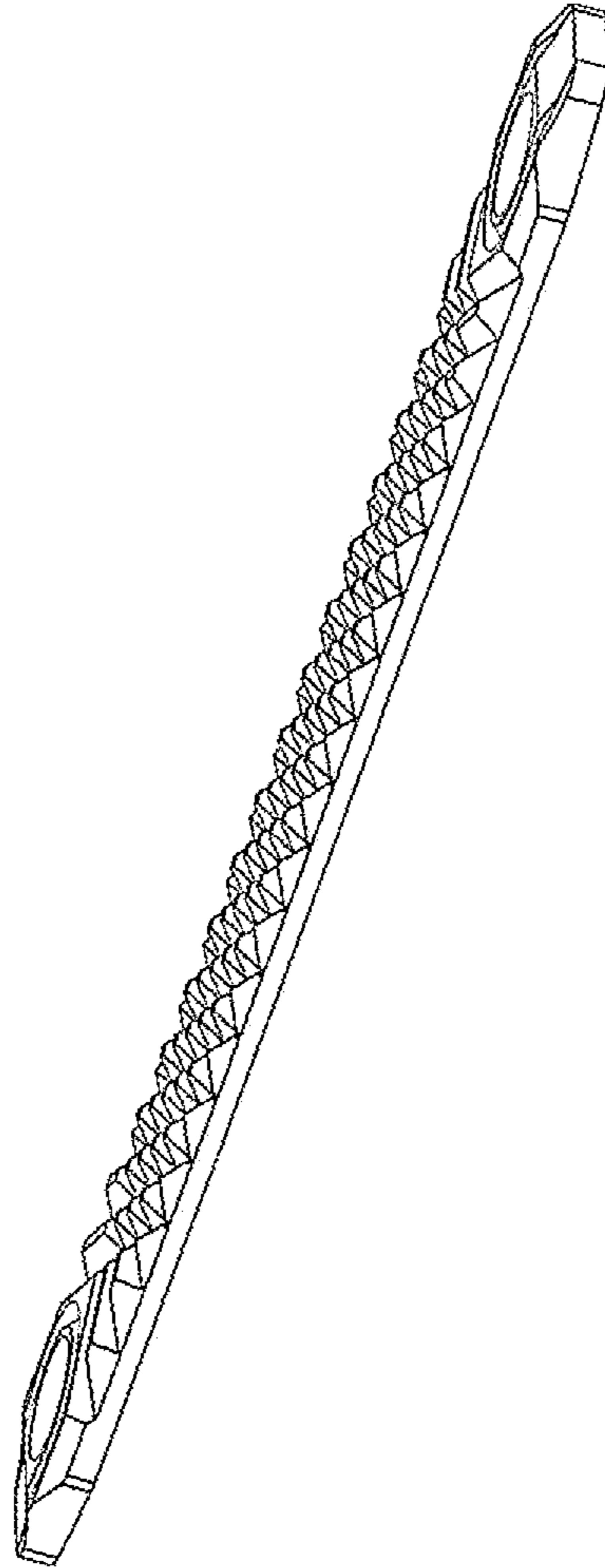


FIG. 14



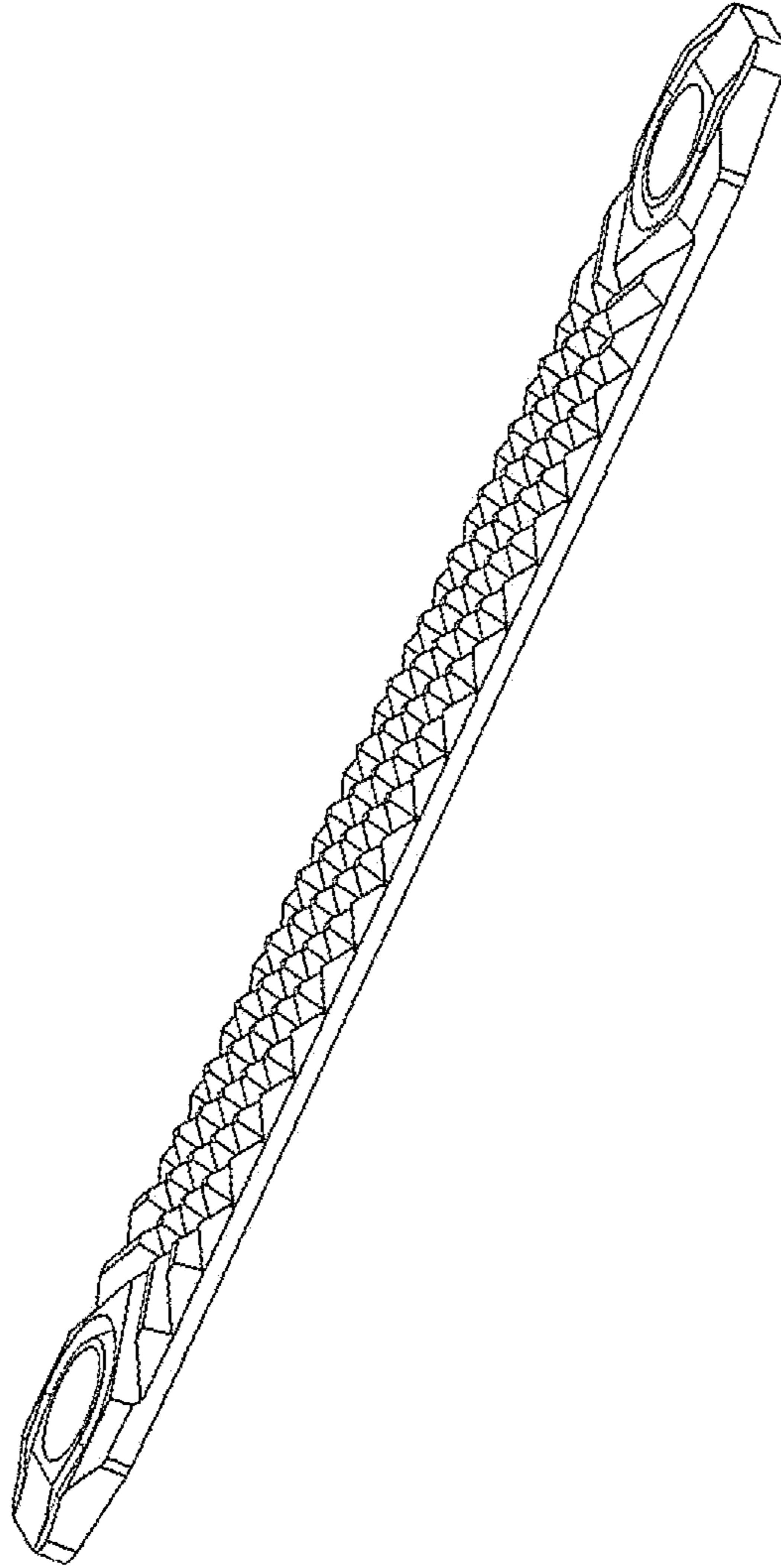


FIG. 15

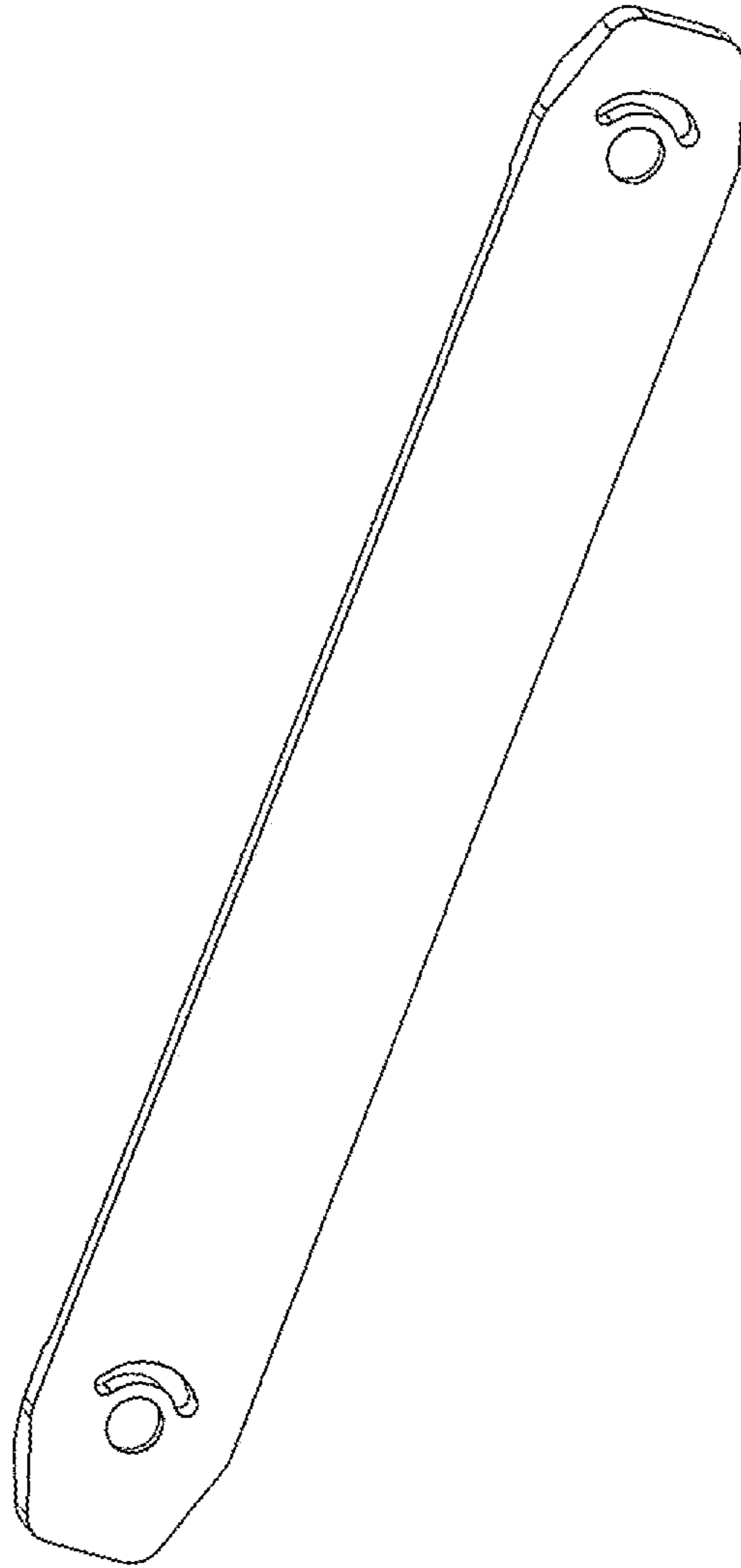


FIG. 16

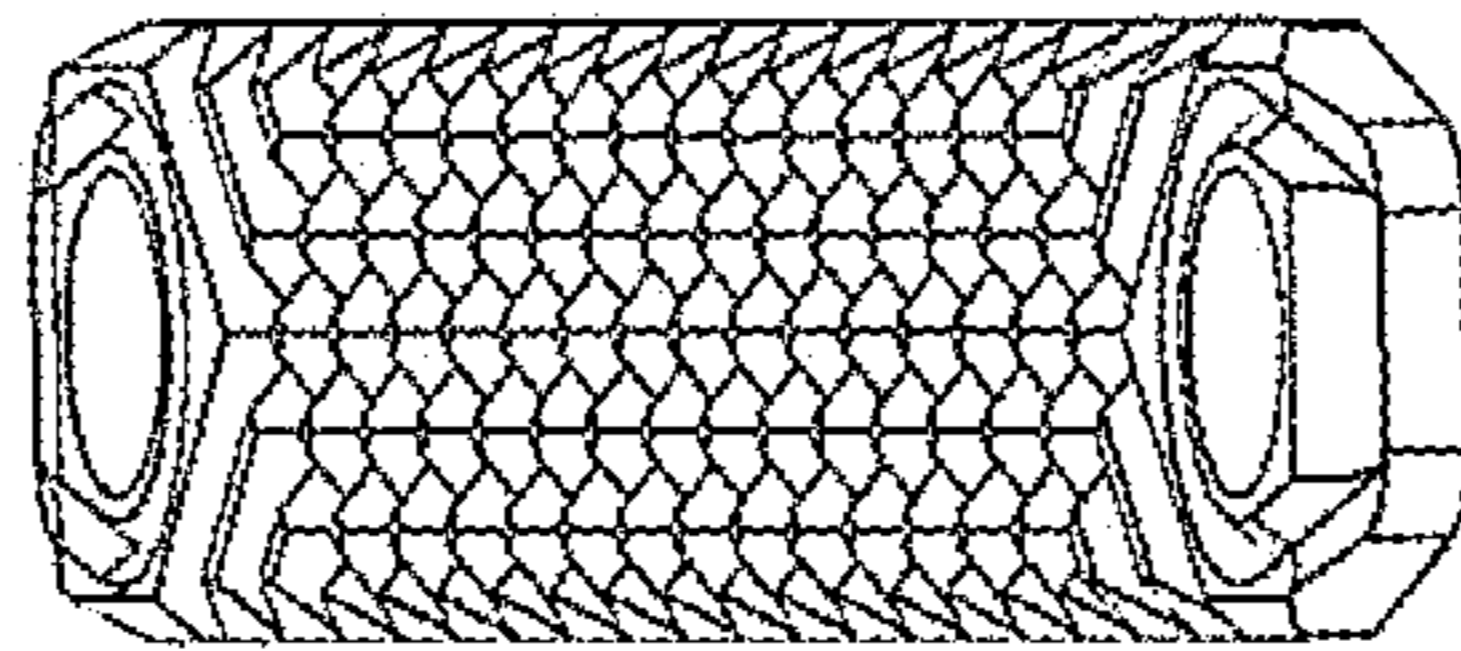


FIG. 17

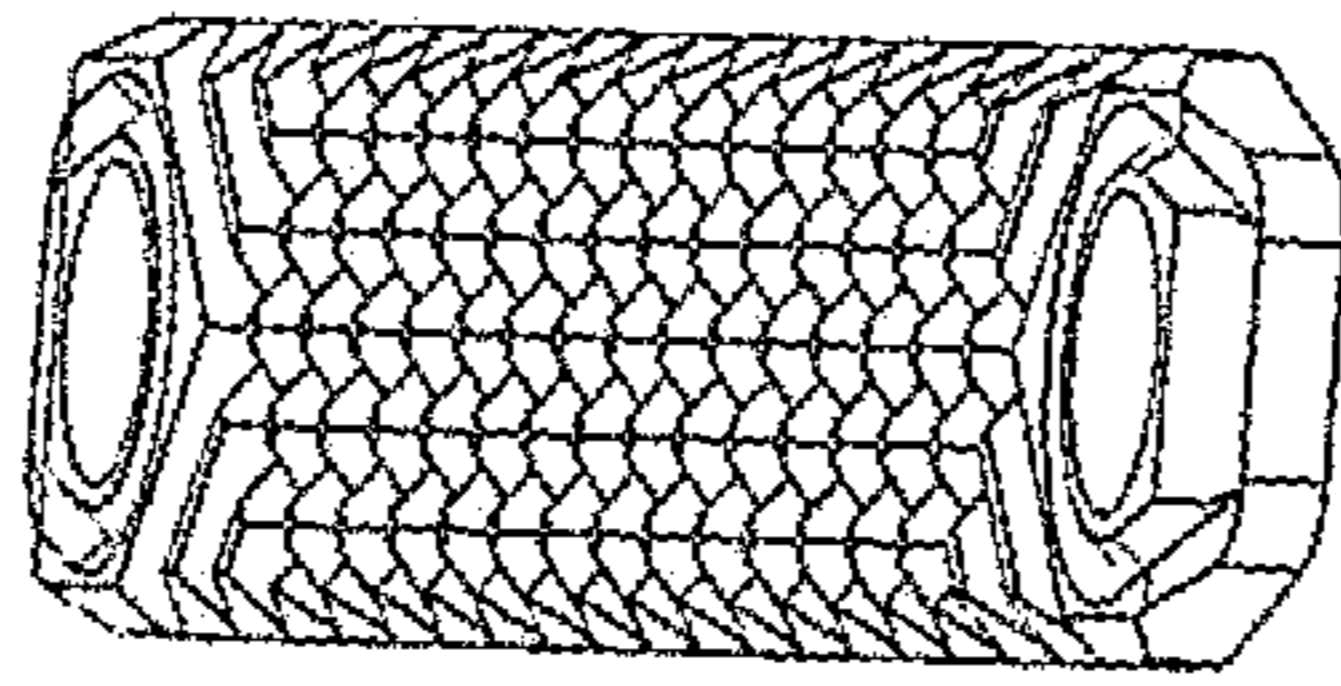


FIG. 18

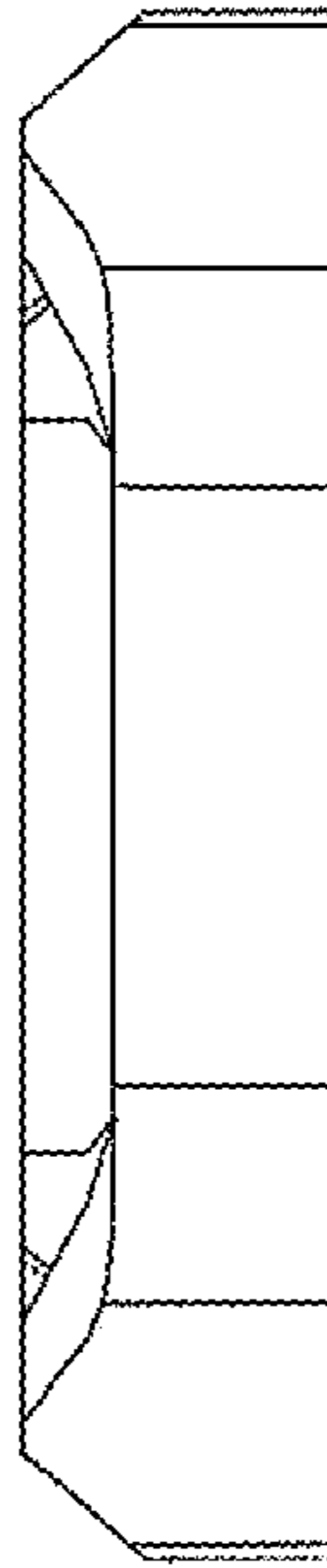


FIG. 19




FIG. 20

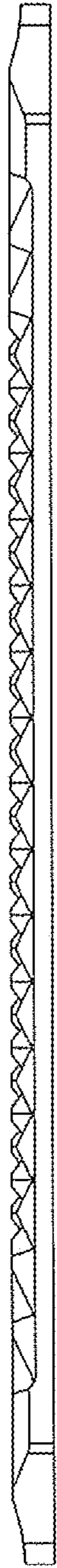


FIG. 21



FIG. 22






FIG. 23

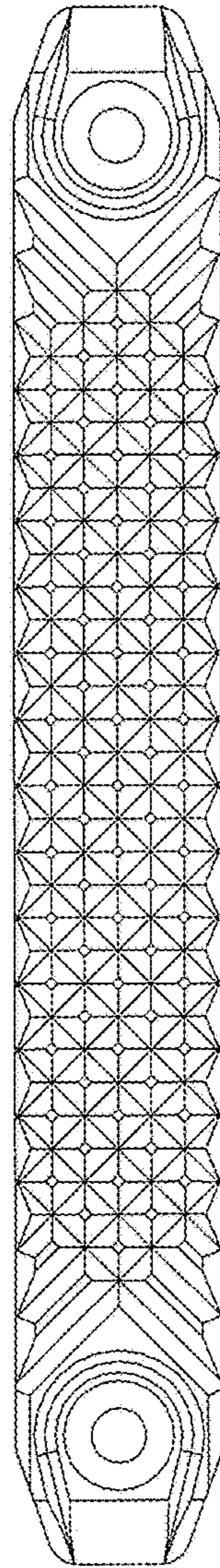


FIG. 24