



US00D798405S

(12) **United States Design Patent** (10) **Patent No.:** **US D798,405 S**
Asatsuma (45) **Date of Patent:** **** Sep. 26, 2017**

(54) **GOLF CLUB HEAD**
(71) Applicant: **DUNLOP SPORTS CO. LTD.**,
Kobe-shi, Hyogo (JP)
(72) Inventor: **Hajime Asatsuma**, Kobe (JP)
(73) Assignee: **DUNLOP SPORTS CO. LTD.**,
Kobe-Shi, Hyogo (JP)
(**) Term: **15 Years**
(21) Appl. No.: **29/571,188**
(22) Filed: **Jul. 15, 2016**
(51) **LOC (10) Cl.** **21-02**
(52) **U.S. Cl.**
USPC **D21/759**
(58) **Field of Classification Search**
USPC D21/747-751, 759
CPC A63B 53/00; A63B 53/04; A63B 53/047;
A63B 53/0475; A63B 2053/0479; A63B
2053/0483; A63B 2053/0445
See application file for complete search history.

(56) **References Cited**
U.S. PATENT DOCUMENTS
D353,644 S * 12/1994 Hirsch D21/748
D394,290 S * 5/1998 Best D21/748
D401,637 S * 11/1998 Best D21/747
D469,140 S * 1/2003 Best D21/759
D475,107 S * 5/2003 Madore D21/759
D475,108 S * 5/2003 Madore D21/759
D487,127 S * 2/2004 Madore D21/747
D491,620 S * 6/2004 Nishitani D21/747
D516,649 S * 3/2006 Imamoto D21/747
D516,654 S * 3/2006 Kono D21/759
D517,629 S * 3/2006 Madore D21/759
D645,103 S * 9/2011 Llewellyn D21/759
D647,986 S * 11/2011 Atwell D21/747
D675,690 S * 2/2013 Breier D21/747
D682,960 S * 5/2013 Voshall D21/747
D715,881 S * 10/2014 Roche D21/759

D720,026 S * 12/2014 Llewellyn D21/759
D720,027 S * 12/2014 Voshall D21/759
D736,872 S * 8/2015 Llewellyn D21/759
D736,873 S * 8/2015 Voshall D21/759
(Continued)

OTHER PUBLICATIONS

Taylormade, "Golf Club Head," Government Procurement Excellent Products Exhibition 2008, Catalog—taylormade Korea, Ref. No. D2008377667, Apr. 4, 2008, 1 page, along with an English translation.
(Continued)

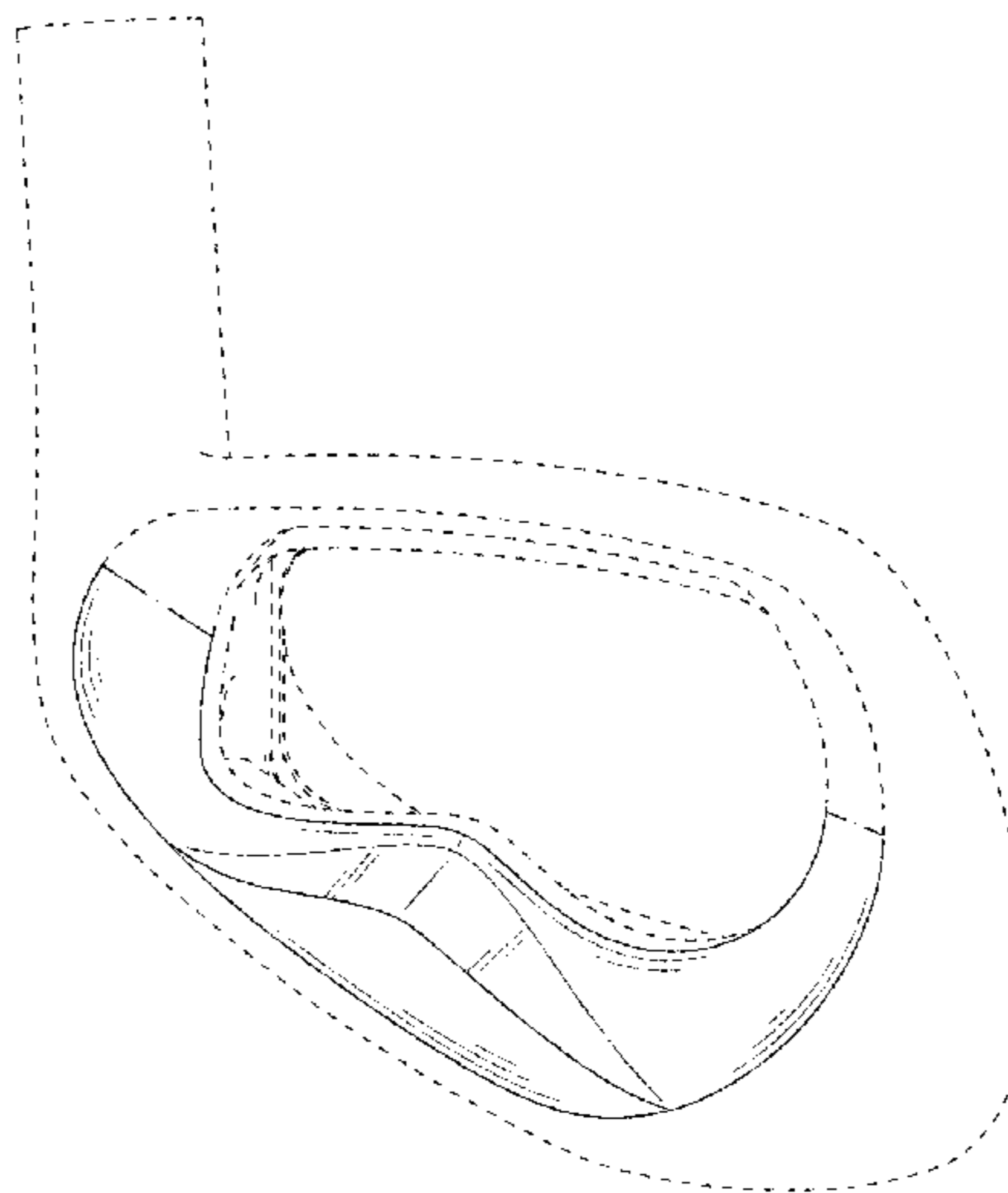
Primary Examiner — Mitchell Siegel
(74) *Attorney, Agent, or Firm* — Birch, Stewart, Kolasch & Birch, LLP

(57) **CLAIM**
The ornamental design for a golf club head, as shown and described.

DESCRIPTION

FIG. 1 is a perspective view of a golf club head showing our new design;
FIG. 2 is a front view thereof;
FIG. 3 is a back view thereof;
FIG. 4 is a left view thereof;
FIG. 5 is a right view thereof;
FIG. 6 is a top view thereof;
FIG. 7 is a bottom view thereof; and,
FIG. 8 is an enlarged cross sectional view taken on line 8-8 of FIG. 2.
The broken lines shown in the figures are for illustrative purposes only and form no part of the claimed design.
The chain lines shown in the figures are to indicate a boundary between a claimed design and disclaimed portion, and those are not a part of a claimed design or disclaimed portion.

1 Claim, 8 Drawing Sheets



(56)

References Cited

U.S. PATENT DOCUMENTS

D738,448 S * 9/2015 Asatsuma D21/759
D767,701 S * 9/2016 Asatsuma D21/759
D780,867 S * 3/2017 Asatsuma D21/759

OTHER PUBLICATIONS

Universal Golf SHA, Co., Ltd., "Golf Club Head," Golf equipments universal catalog, Ref. No. F2004116262, Mar. 1, 2003, 1 page, along with an English translation.

* cited by examiner

Fig. 1

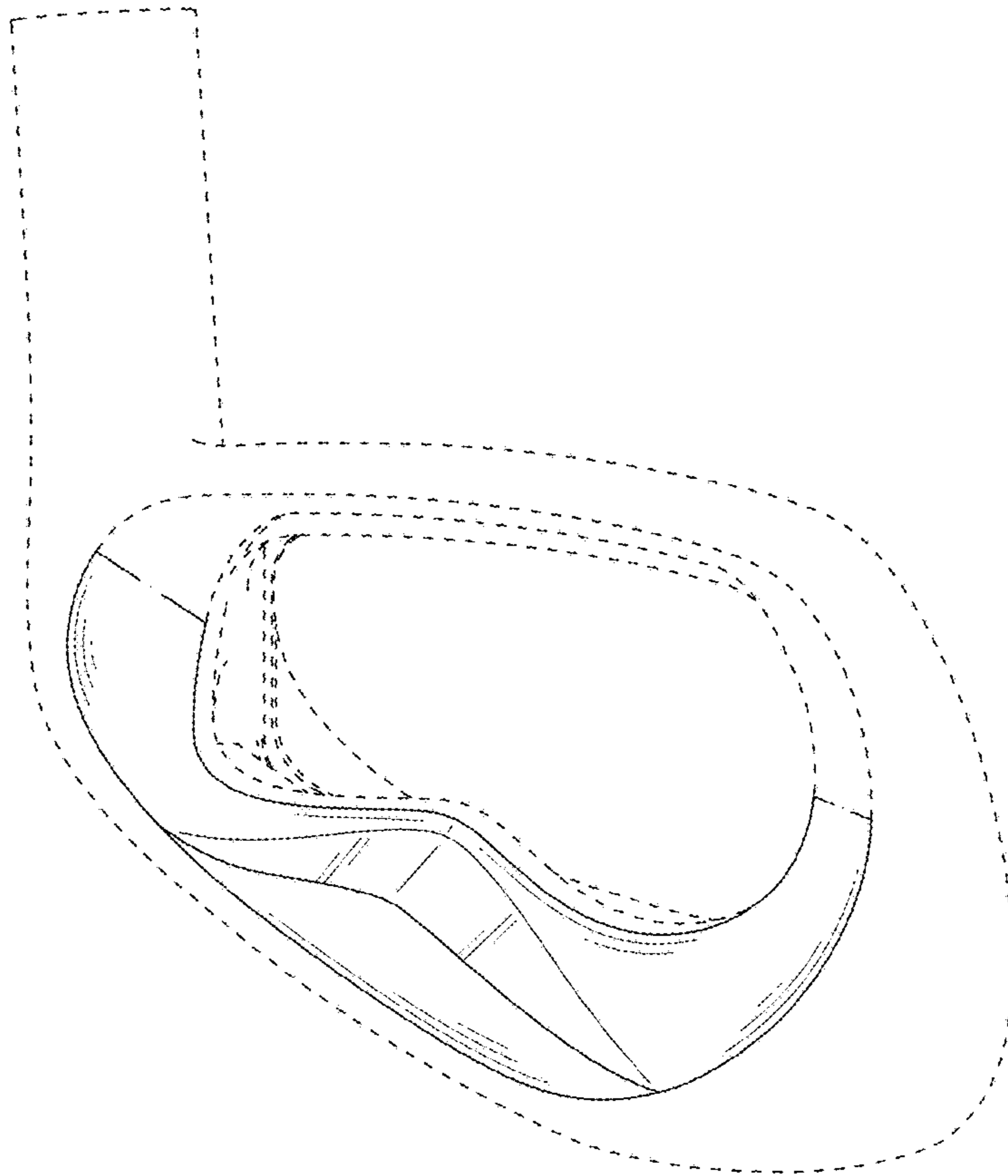


Fig.2

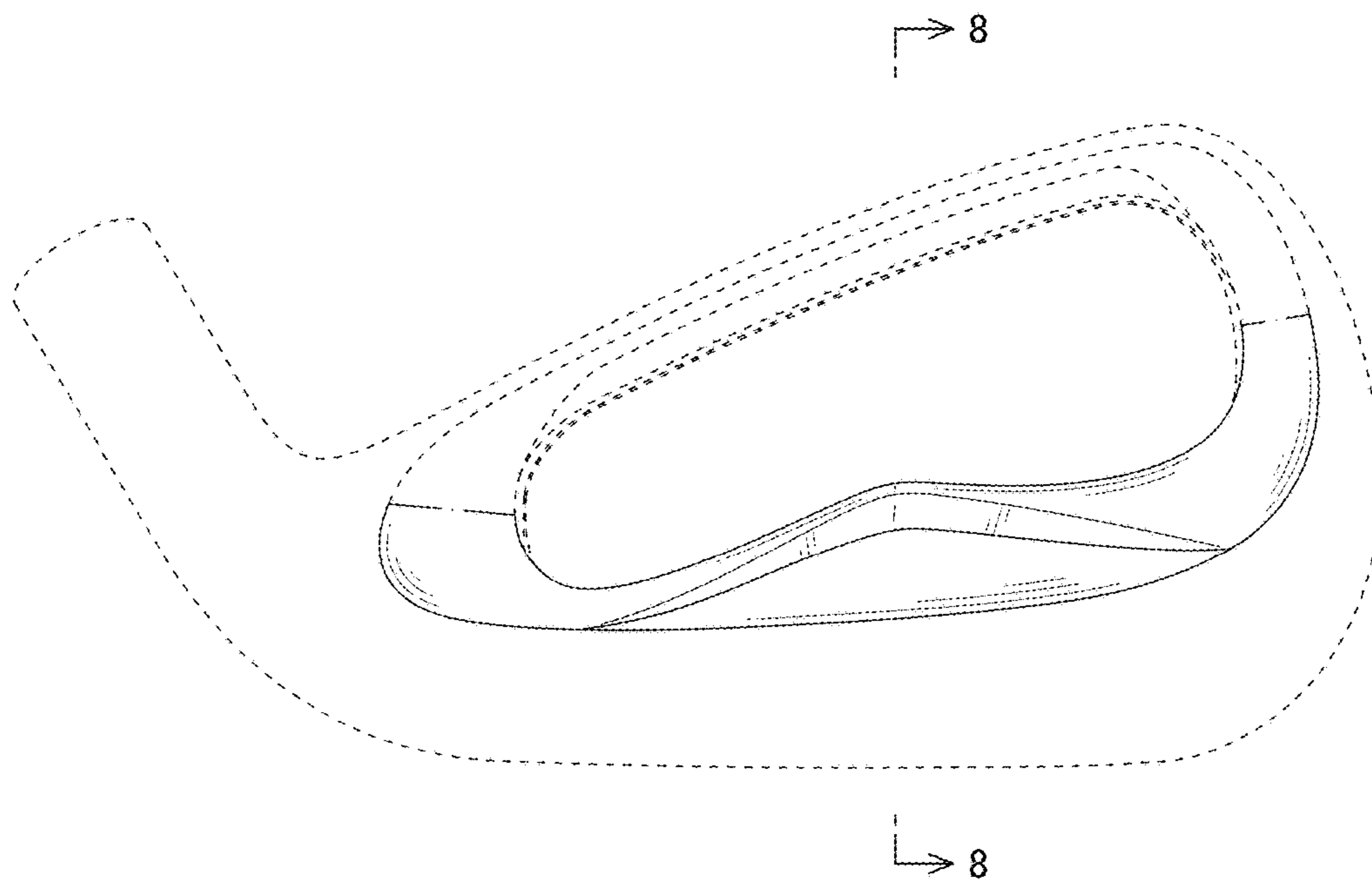


Fig.3

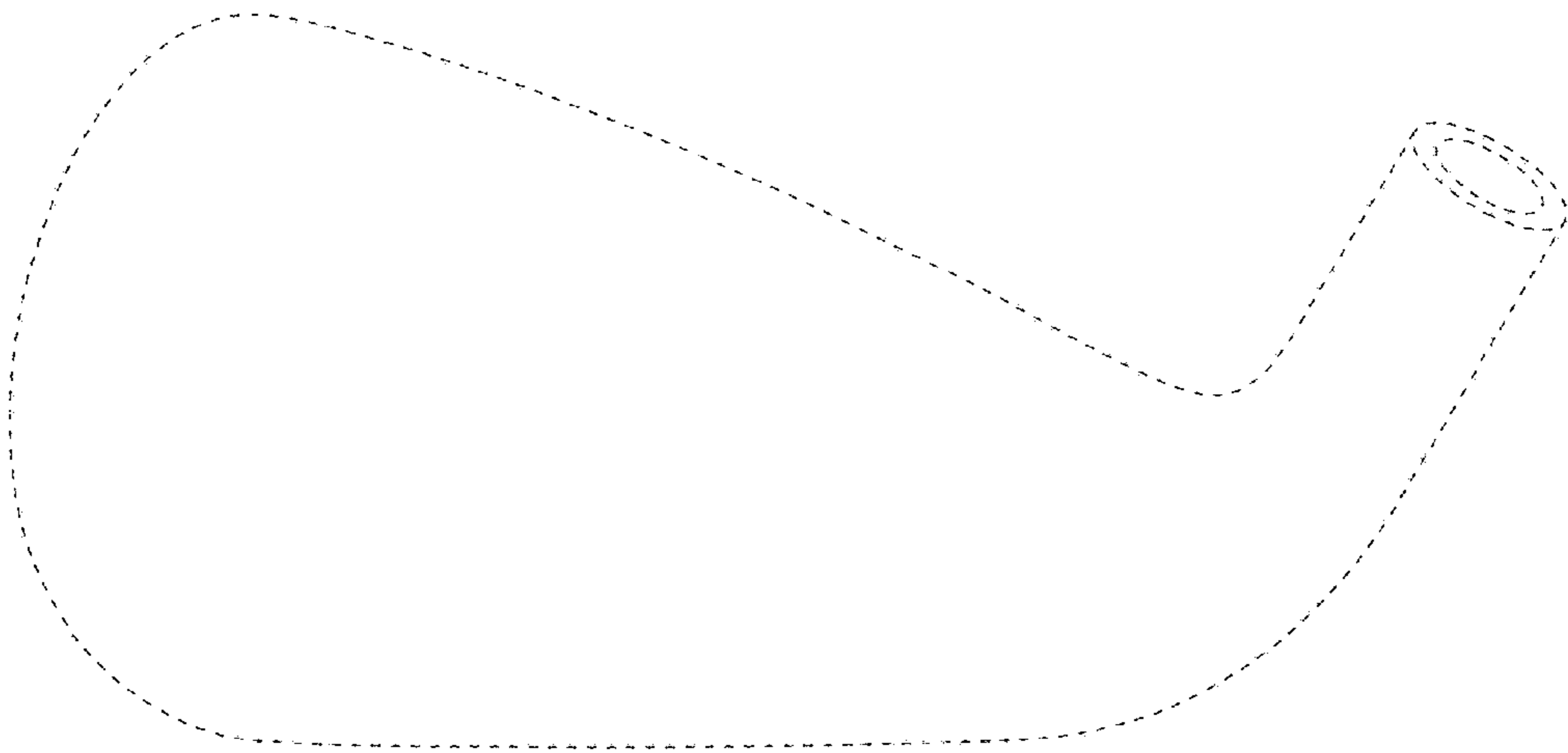


Fig.4

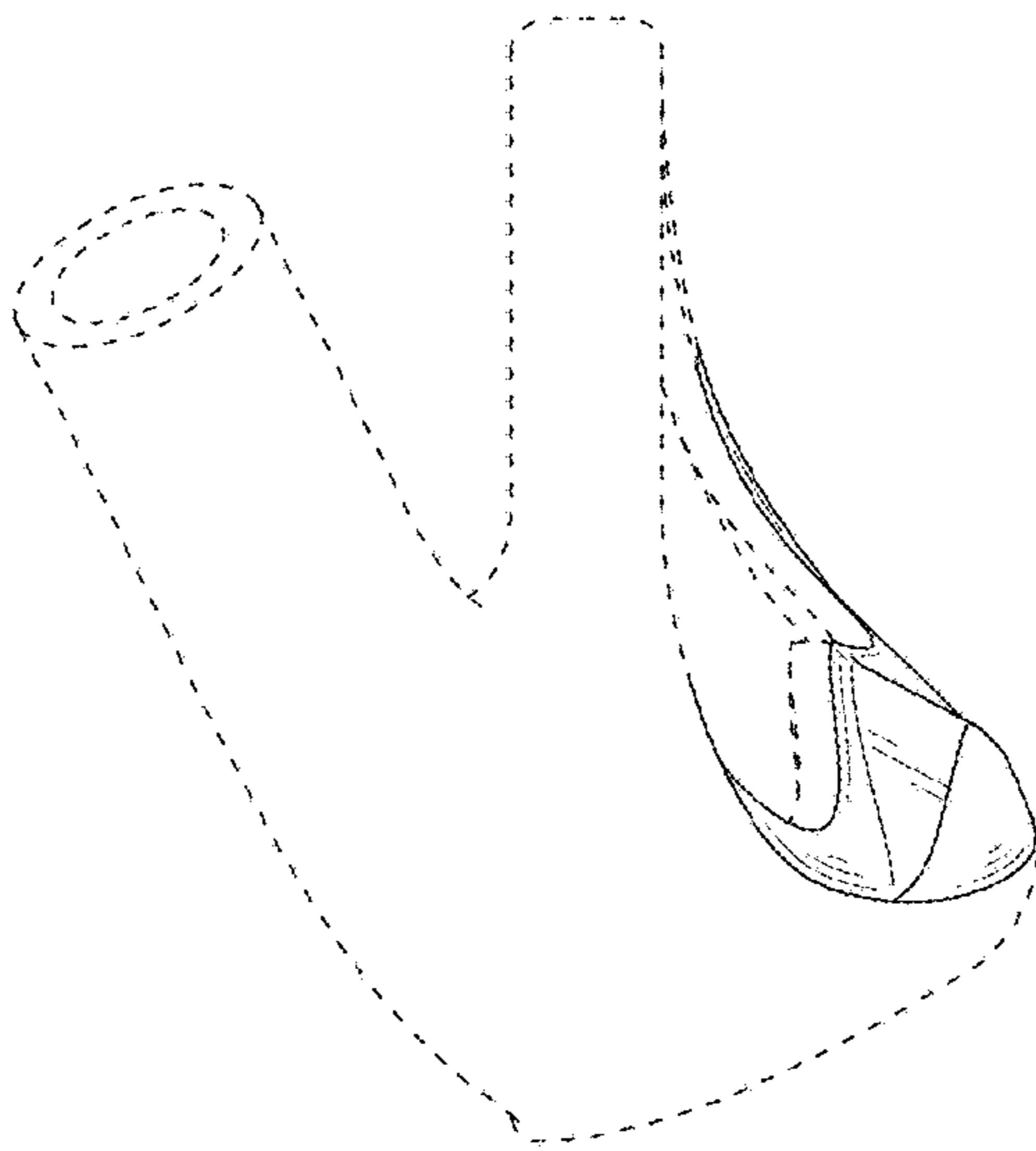


Fig.5

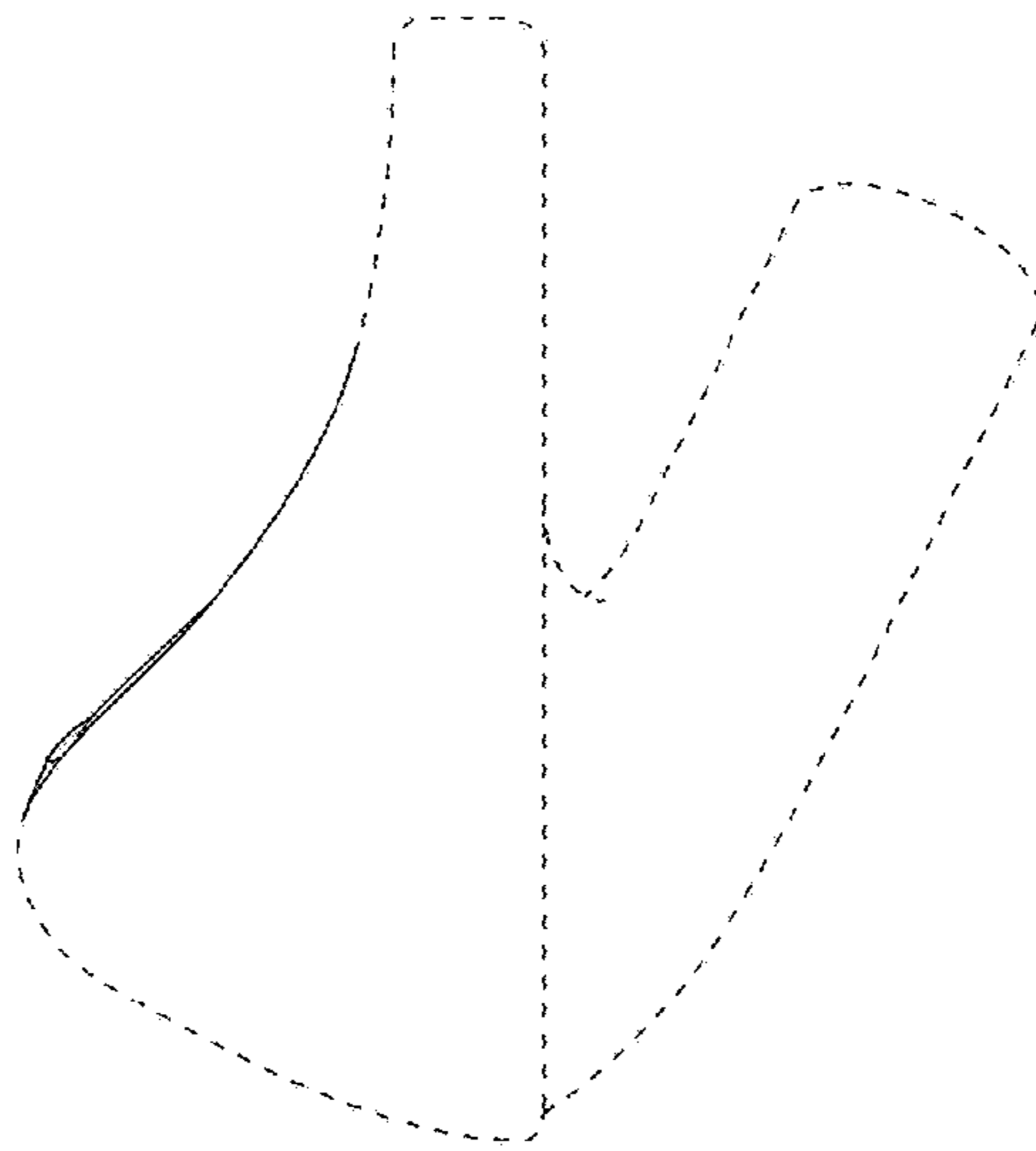


Fig.6

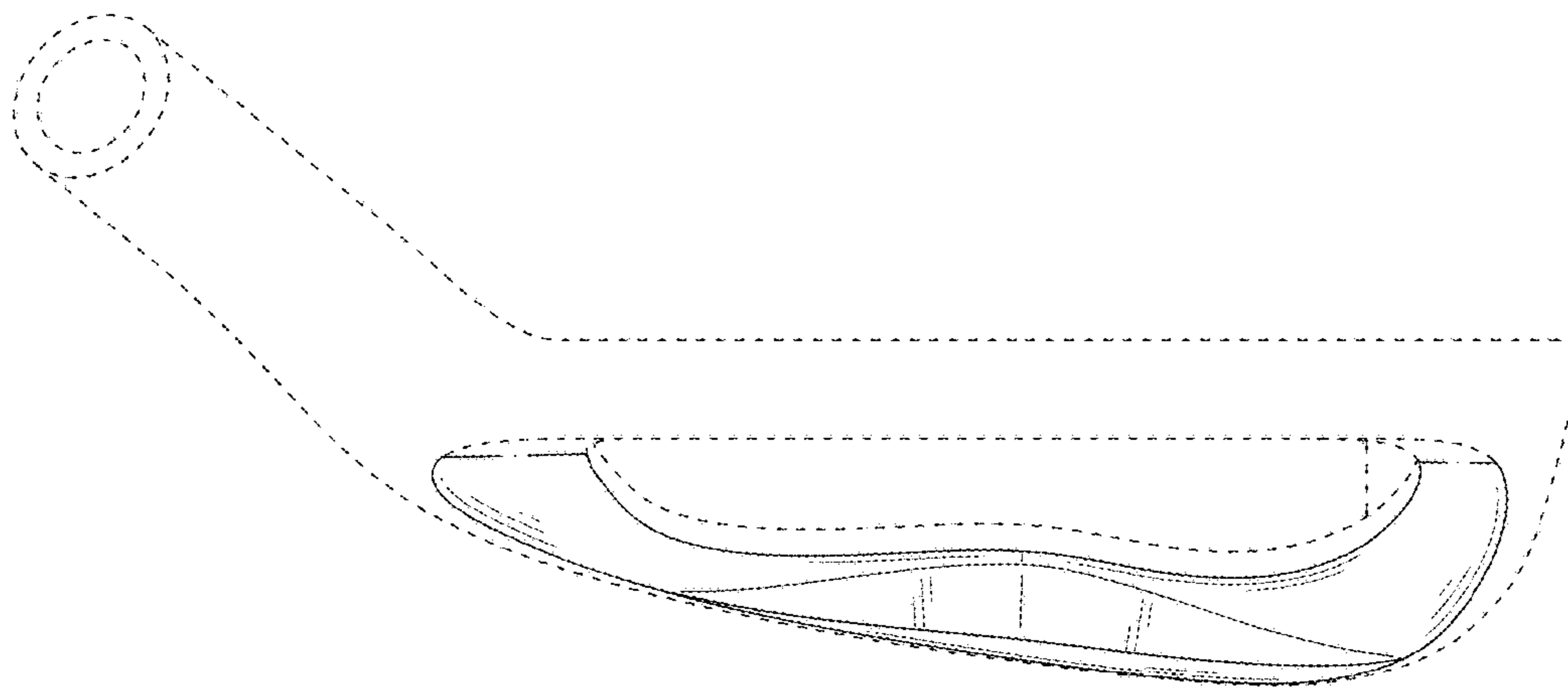


Fig.7

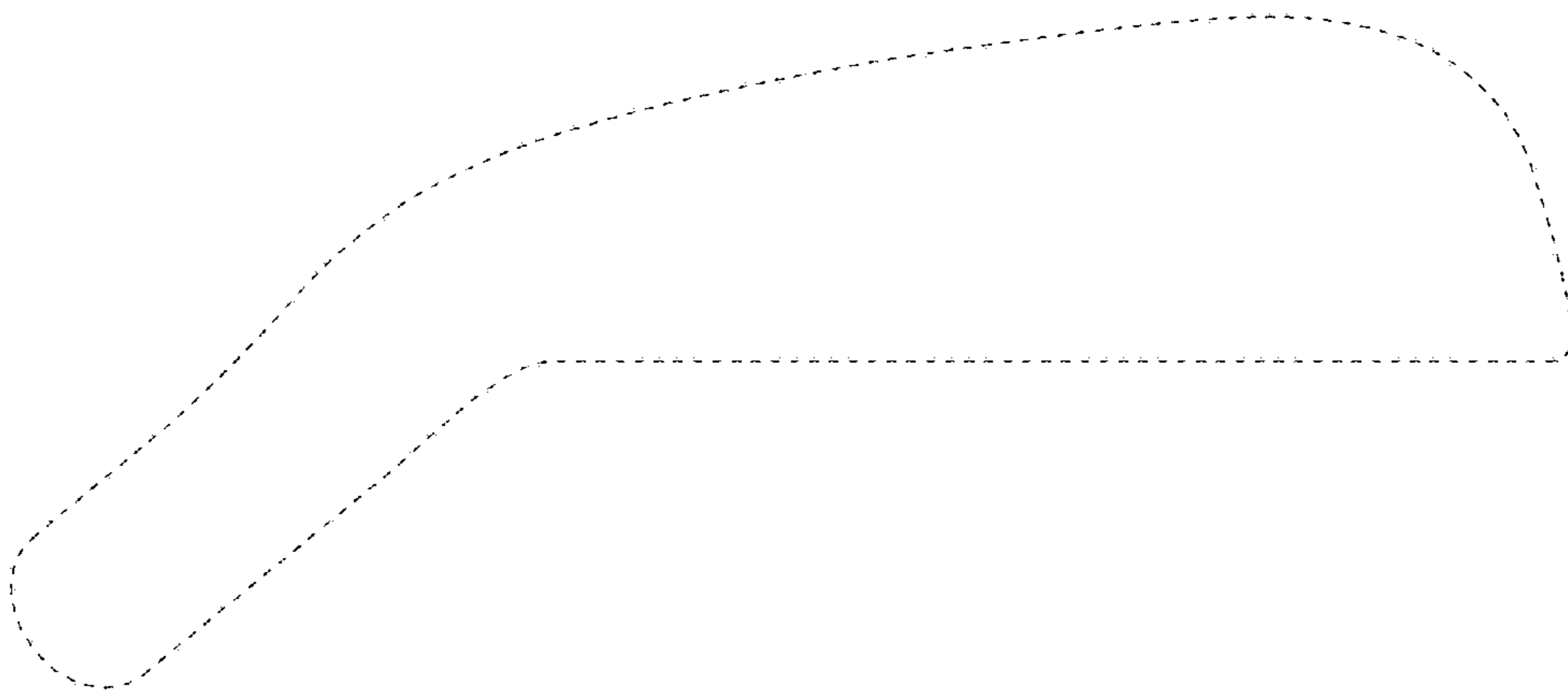


Fig.8

