



US00D798397S

(12) **United States Design Patent** (10) **Patent No.:** **US D798,397 S**  
**Bellevue** (45) **Date of Patent:** **\*\* Sep. 26, 2017**

(54) **EXERCISE BOARD**  
(71) Applicant: **Anel Bellevue**, Roslindale, MA (US)  
(72) Inventor: **Anel Bellevue**, Roslindale, MA (US)  
(\*\*) Term: **15 Years**  
(21) Appl. No.: **29/556,276**  
(22) Filed: **Feb. 29, 2016**  
(51) **LOC (10) Cl.** ..... **21-02**  
(52) **U.S. Cl.**  
USPC ..... **D21/686**  
(58) **Field of Classification Search**  
USPC ..... D21/797, 694, 671, 686, 698, 699, 680,  
D21/685, 692, 662, 687, 689, 318, 688,  
D21/412, 333, 683, 798, 421, 399;  
485/142, 52, 51, 30, 74, 91, 140, 25, 94,  
485/105, 93, 110, 146, 125, 126, 123,  
485/139, 79, 80, 71, 147, 34, 77;  
428/122; D6/349, 582, 592, 335, 350,  
D6/583, 588, 585; 297/461, 223, 423.41;  
248/68; 473/278, 218, 269; 280/205,  
280/87.042, 609; D19/59  
CPC ..... A63B 26/003; A63B 22/16; A63B 22/18;  
A63B 21/0442; A63B 2208/0204; A63B  
21/0004; A63B 21/4035; A63B 23/0458;  
A63B 69/0093; A63B 22/14  
See application file for complete search history.

5,591,105 A \* 1/1997 Dalebout ..... A63B 23/0458  
248/188.2  
5,813,953 A 9/1998 Whipple  
6,117,051 A 9/2000 Suarez et al.  
D461,662 S \* 8/2002 Taylor ..... D6/707.22  
6,558,301 B1 5/2003 Jackson  
6,616,580 B1 9/2003 Chen  
6,634,998 B2 10/2003 Siaperas  
D489,423 S \* 5/2004 Fan ..... D21/688  
D493,500 S \* 7/2004 Dalebout ..... D21/671  
D513,774 S \* 1/2006 Nudo ..... D21/698  
7,160,229 B2 \* 1/2007 Park ..... A63B 23/0458  
482/52  
D553,675 S \* 10/2007 Hogg ..... D19/10  
(Continued)

**OTHER PUBLICATIONS**

Nouflex by Nouflex dated no date given. Found online [Feb. 17, 2017]<http://www.nouflex.com/product-story/>.\*

*Primary Examiner* — Robert M Spear  
*Assistant Examiner* — Ryan Harvey  
(74) *Attorney, Agent, or Firm* — Wilmer Cutler Pickering  
Hale and Dorr LLP

(57) **CLAIM**

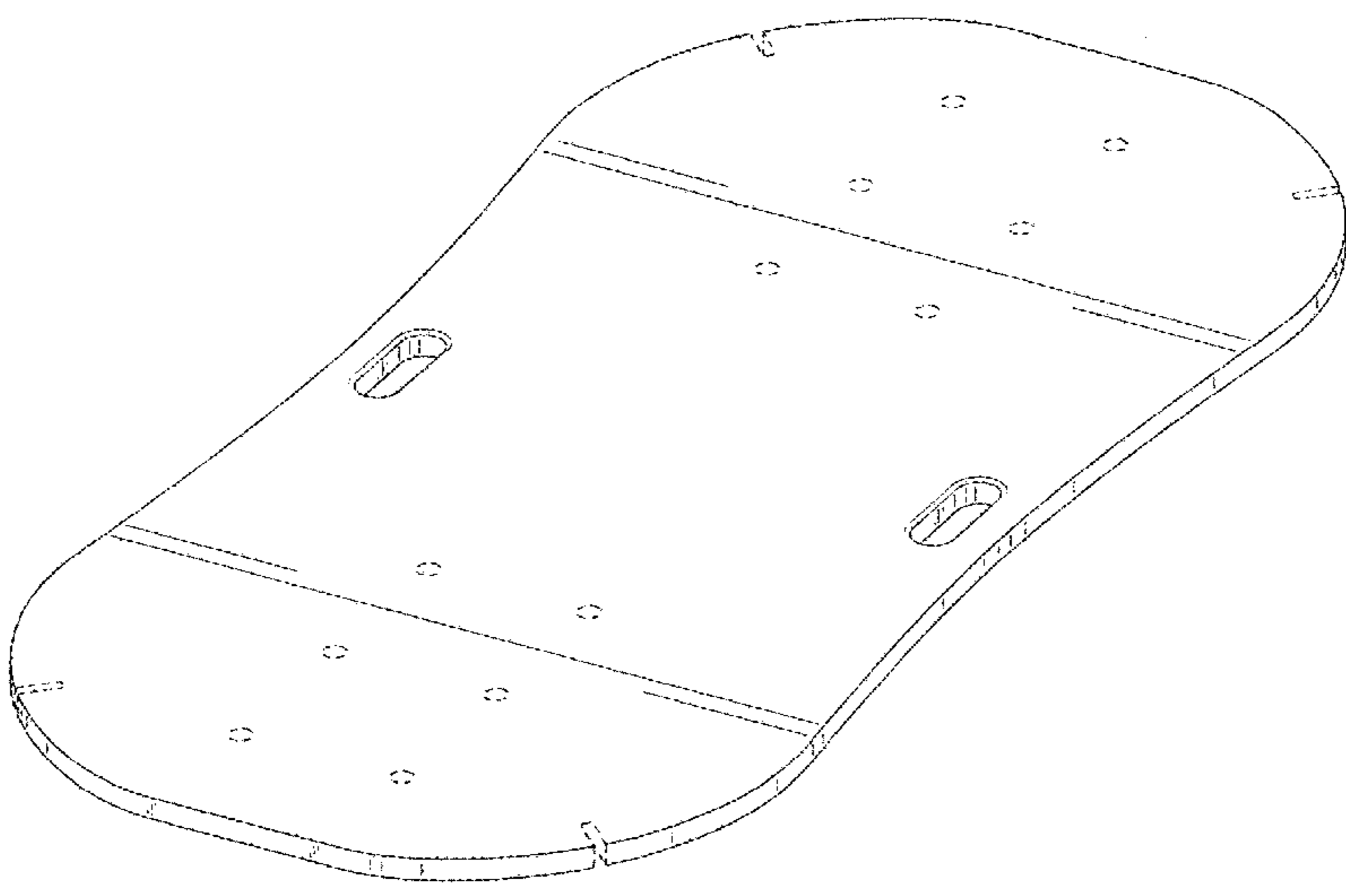
The ornamental design for an exercise board, as shown and described.

**DESCRIPTION**

FIG. 1 is a front and right side perspective view of an exercise board illustrating my new design;  
FIG. 2 is a top view thereof;  
FIG. 3 is a bottom view thereof;  
FIG. 4 is a front view thereof;  
FIG. 5 is a back view thereof;  
FIG. 6 is a right side view thereof; and,  
FIG. 7 is a left side view thereof.  
The broken line showing of portions of the exercise board depicts environment and forms no part of the claim.

**1 Claim, 5 Drawing Sheets**

(56) **References Cited**  
U.S. PATENT DOCUMENTS  
4,838,249 A 6/1989 Jannotta  
5,080,350 A 1/1992 Schofield et al.  
D346,194 S \* 4/1994 Ferris ..... D12/11  
D350,380 S \* 9/1994 Rothhammer ..... D21/803  
5,441,466 A \* 8/1995 Piaget ..... A63B 21/0085  
297/423.46  
D370,949 S \* 6/1996 Furner ..... D21/671  
5,545,115 A \* 8/1996 Corcoran ..... A63B 22/16  
482/146





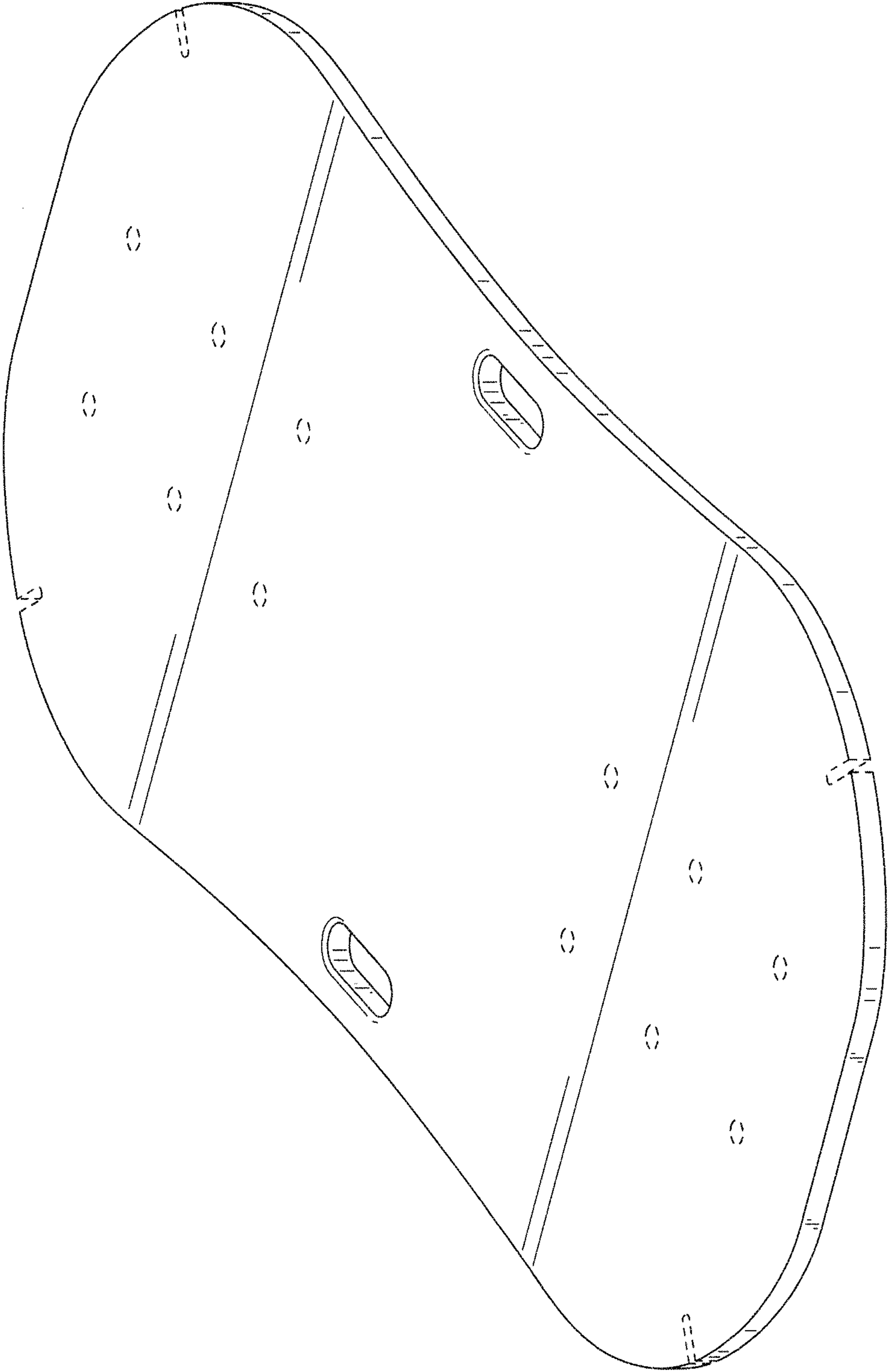


FIG. 1

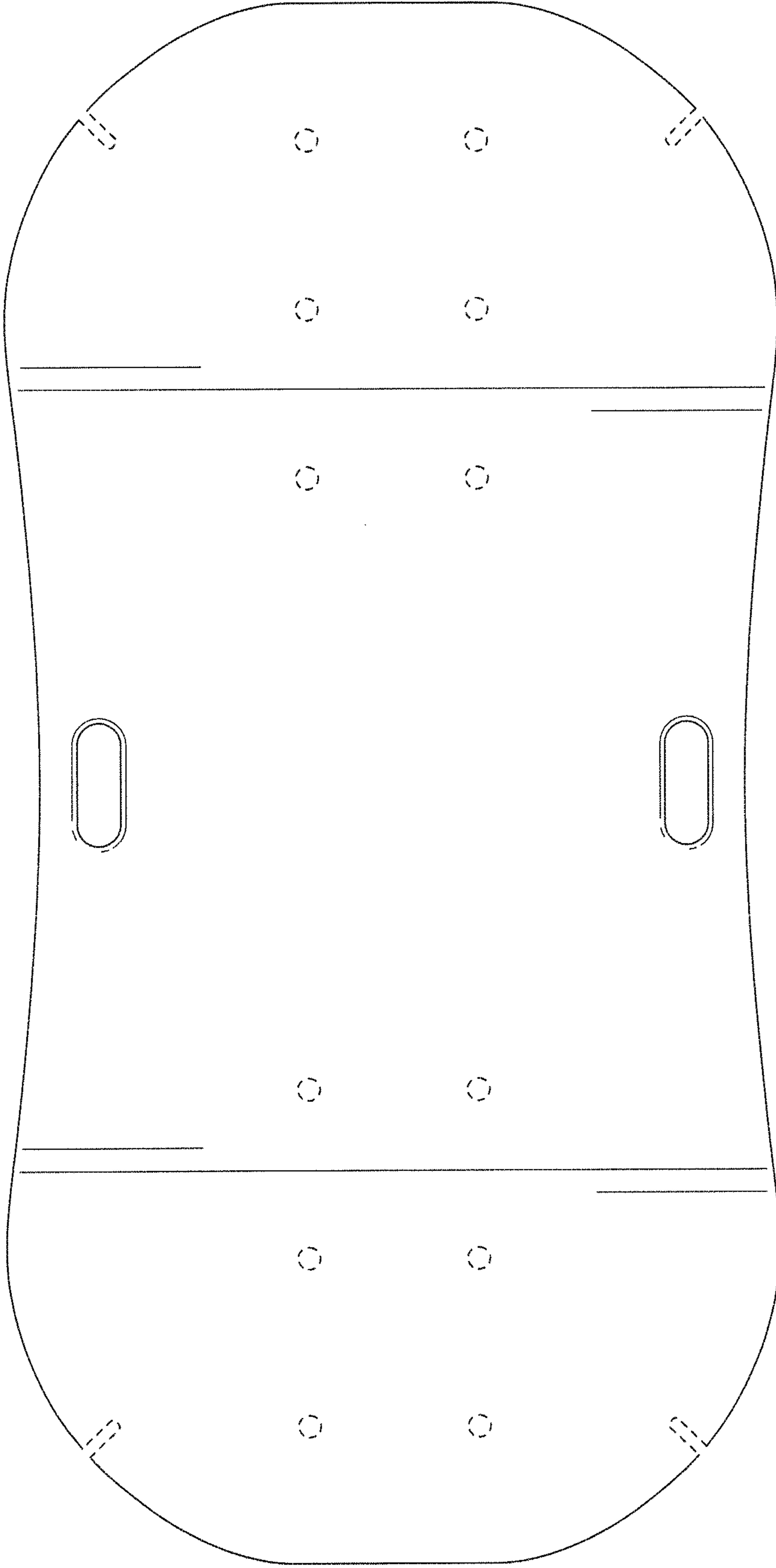


FIG. 2

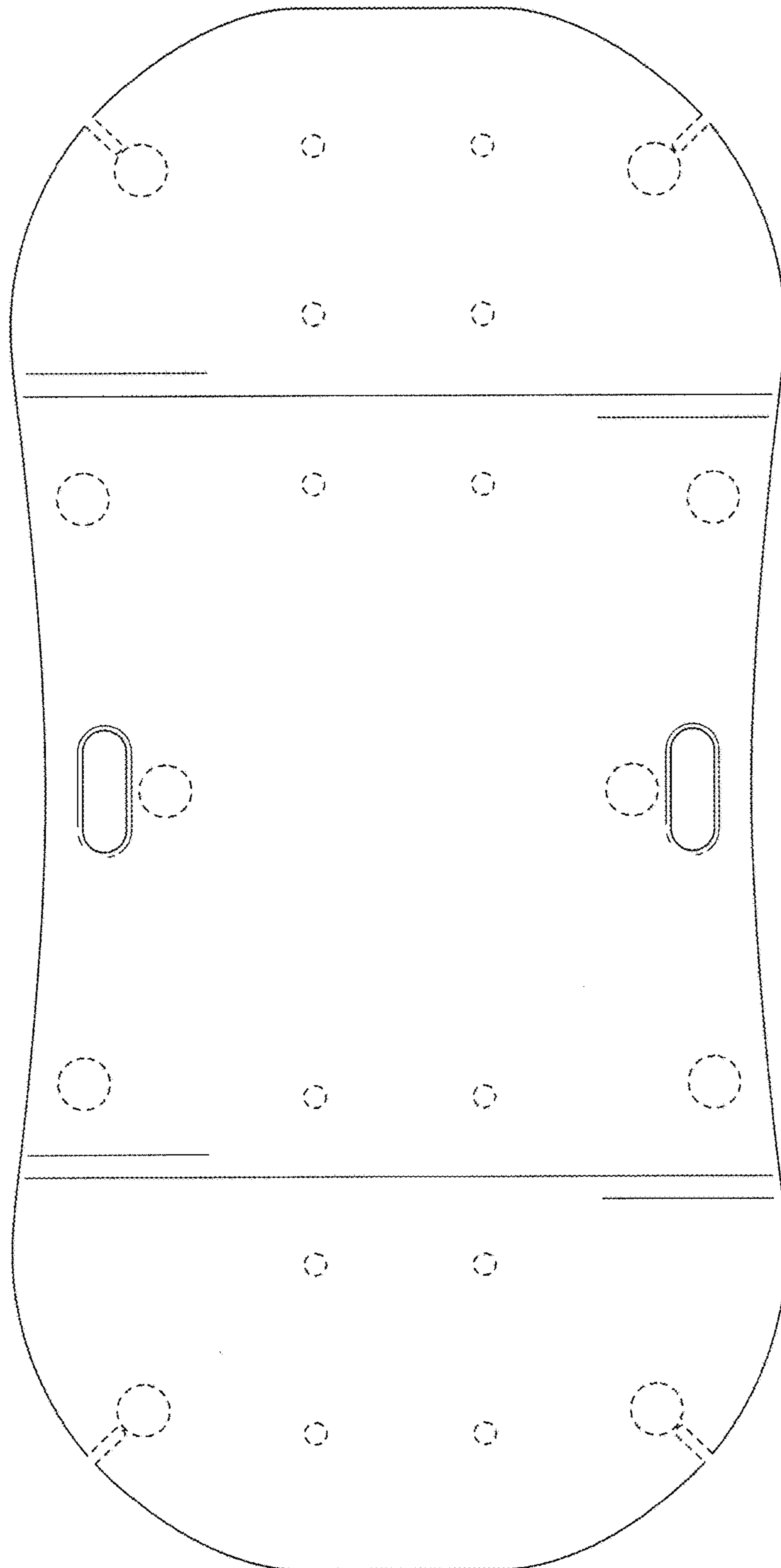


FIG. 3

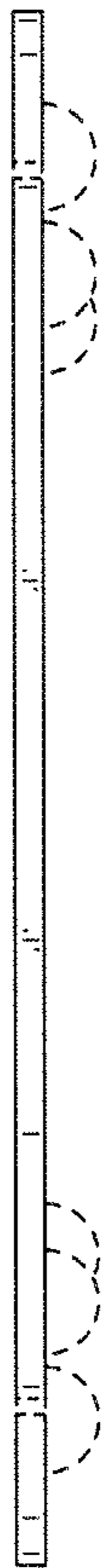


FIG. 4

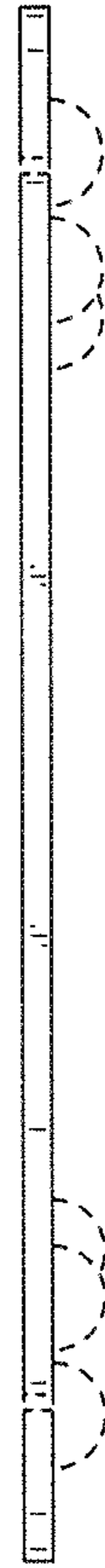


FIG. 5



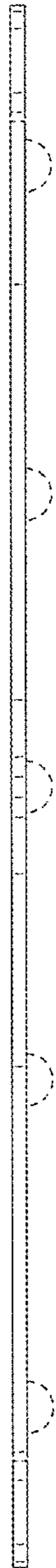


FIG. 6




FIG. 7