



US00D798396S

(12) **United States Design Patent** (10) **Patent No.:** **US D798,396 S**
Agate et al. (45) **Date of Patent:** **** Sep. 26, 2017**

(54) **EXERCISE BAR**

(71) Applicants: **Andre Agate**, Toronto (CA); **Jason McPherson**, Toronto (CA)

(72) Inventors: **Andre Agate**, Toronto (CA); **Jason McPherson**, Toronto (CA)

(**) Term: **15 Years**

(21) Appl. No.: **29/544,251**

(22) Filed: **Nov. 2, 2015**

(51) **LOC (10) Cl.** **21-02**

(52) **U.S. Cl.**
USPC **D21/679**

(58) **Field of Classification Search**
USPC D21/673, 662, 694, 753, 686, 679, 691,
D21/680, 682, 696; 482/129, 102, 92,
(Continued)

(56) **References Cited**

U.S. PATENT DOCUMENTS

5,076,578 A * 12/1991 Askonen A63B 23/12
482/139
D385,604 S * 10/1997 Moore D21/679
(Continued)

OTHER PUBLICATIONS

The Battlebar by Jason Mcpherson dated Dec. 3, 2015. Found online [Jan. 4, 2017] <https://www.youtube.com/watch?v=HIO5o-uQjow>.*

(Continued)

Primary Examiner — Robert M Spear
Assistant Examiner — Ryan Harvey

(74) *Attorney, Agent, or Firm* — Manelli Selter PLLC;
Edward J. Stemberger

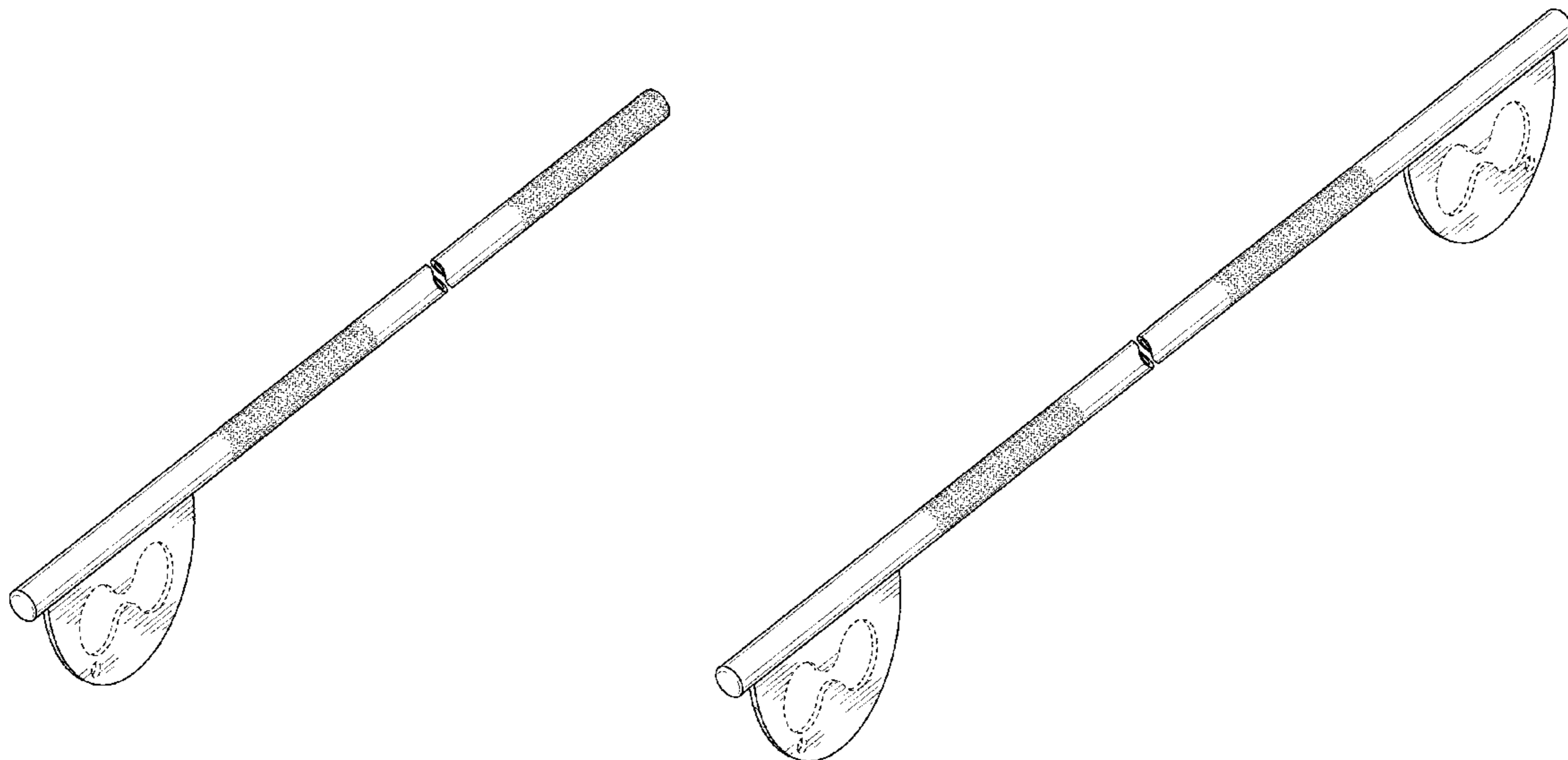
(57) **CLAIM**

The ornamental design for an exercise bar, as shown and described.

DESCRIPTION

FIG. 1 is a front, top, right perspective view of an exercise bar showing our new design;
FIG. 2 is a rear, bottom, left view thereof;
FIG. 3 is a left side view thereof;
FIG. 4 is a front view thereof;
FIG. 5 is a right side view thereof;
FIG. 6 is a rear view thereof;
FIG. 7 is a top view thereof;
FIG. 8 is a bottom view thereof;
FIG. 9 is a front, top, right perspective view of a second embodiment of an exercise bar;
FIG. 10 is a rear, bottom, left view of the second embodiment thereof;
FIG. 11 is a left side view of the second embodiment thereof;
FIG. 12 is a front view of the second embodiment thereof;
FIG. 13 is a right side view of the second embodiment thereof;
FIG. 14 is a rear view of the second embodiment thereof;
FIG. 15 is a top view of the second embodiment thereof;
and,
FIG. 16 is a bottom view of the second embodiment thereof.
The broken lines shown in the drawings illustrate structure or features that form no part of the claimed design.
For greater certainty, the portions illustrated with broken lines include grip portions for a handle of the device in which the grip portion and the pattern depicted on the grip portion form no part of the claimed design.
The claimed design is shown with a symbolic break in its length. The appearance of any portion of the article between the break lines forms no part of the claimed design.

1 Claim, 7 Drawing Sheets



(58) **Field of Classification Search**

USPC 482/93, 94, 99, 101, 103, 121, 904, 141,
482/138, 139, 98, 106, 41; D30/162;
294/1.4; 248/223.41, 225.11; D6/546,
D6/548; D8/360, 356, 14, 75; 254/390,
254/409, 124, 130, 131, 30; D14/204;
173/90, 91, 132, 118, 130, 128;
463/47.6; 215/379, 396; 220/772;
D25/126; D10/70; D15/123; 351/156,
351/157; D13/154
CPC H01L 2924/00014; H01L 2924/00; A63B
21/4035; A63B 37/0076; A63B 37/0064;
A63B 21/154

See application file for complete search history.

(56) **References Cited**

U.S. PATENT DOCUMENTS

D507,082	S *	7/2005	Miklosovic	294/1.4
D576,234	S *	9/2008	Rasmussen	D21/694
D723,637	S *	3/2015	Mercado	D21/679
D728,039	S *	4/2015	Groshek	D21/679
D748,744	S *	2/2016	Hansen	D21/679
D748,745	S *	2/2016	Hansen	D21/679
2010/0173760	A1 *	7/2010	Hall	A63B 21/0552 482/129
2012/0214651	A1 *	8/2012	Ross	A63B 21/0442 482/129

OTHER PUBLICATIONS

Battlebar by Sledbarrow dated no date given. Found online [Jan. 4, 2017] <http://www.thebattlebar.com/>.*

* cited by examiner

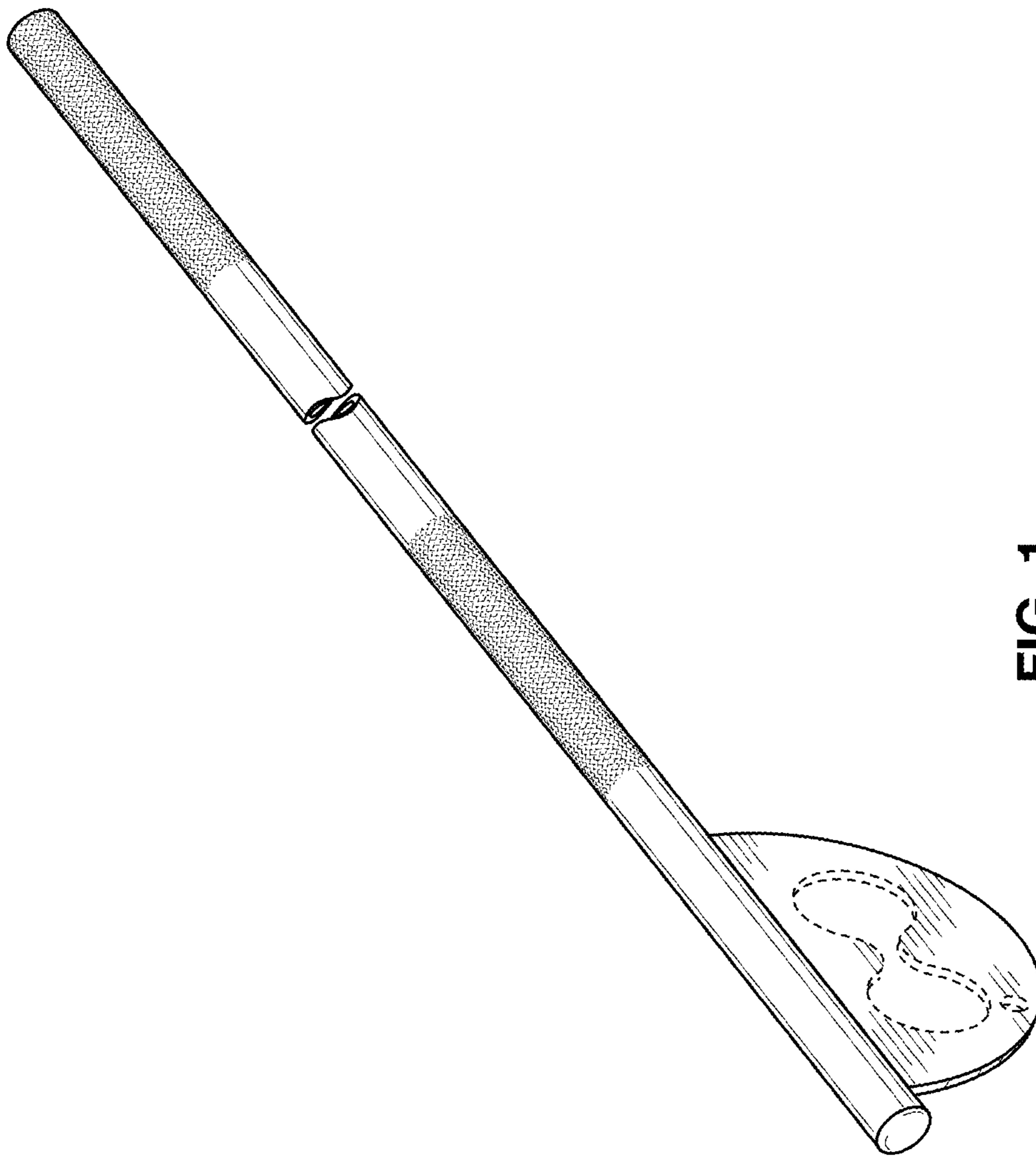


FIG. 1

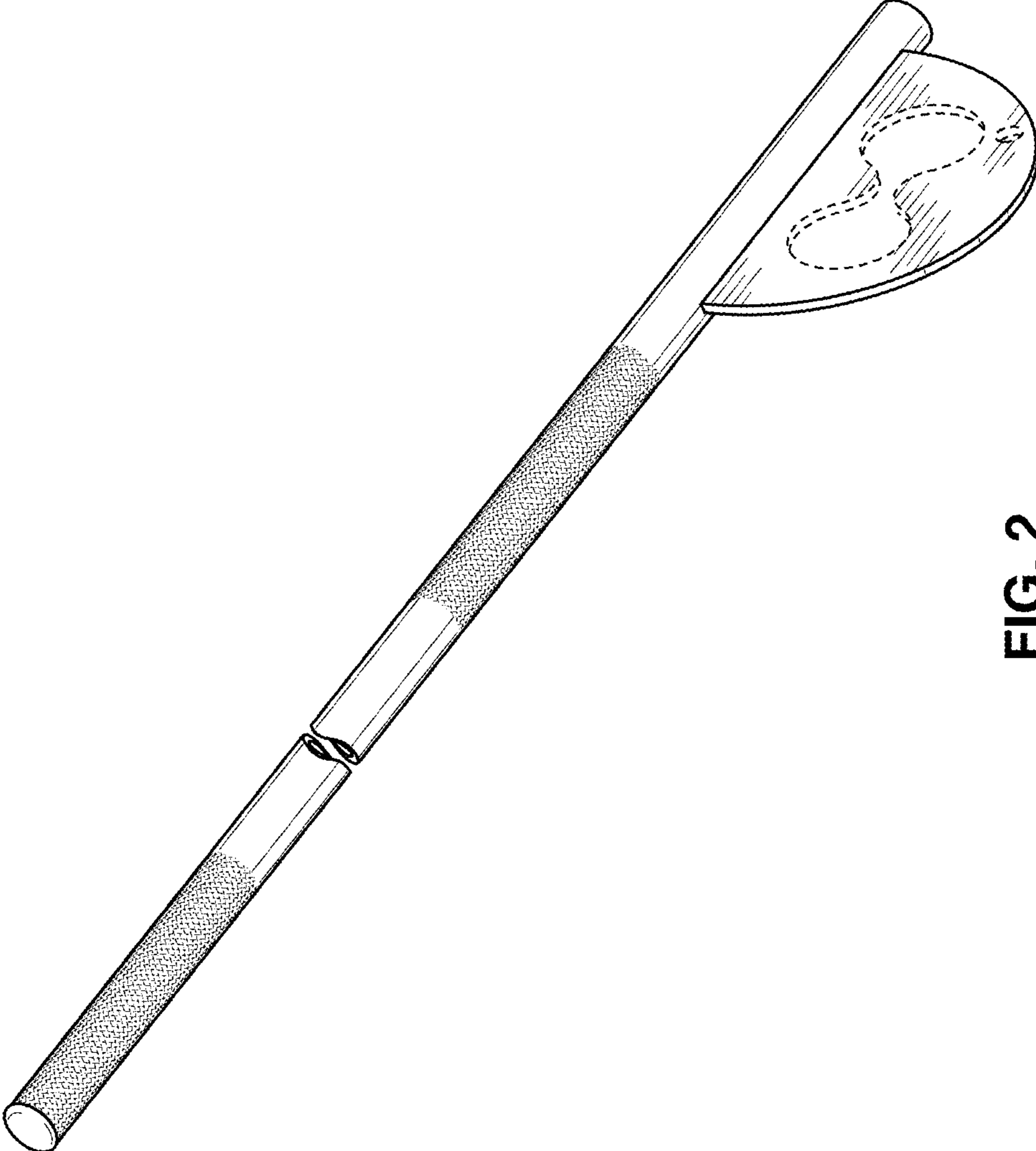


FIG. 2

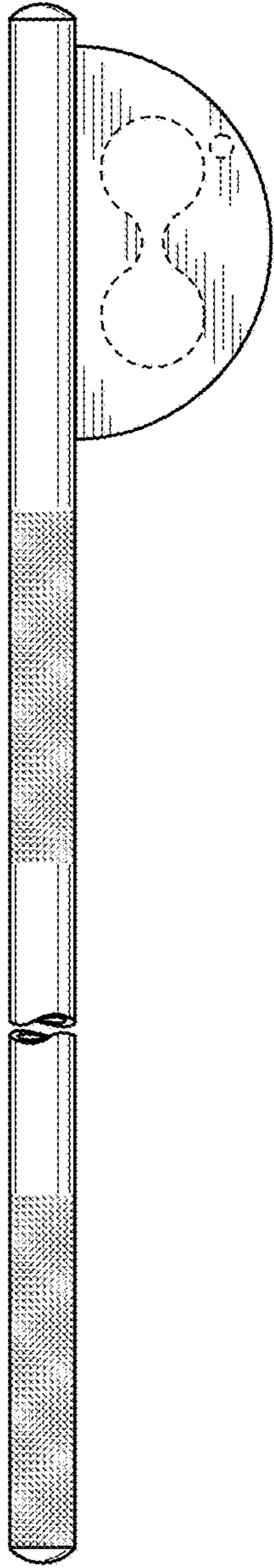


FIG. 3

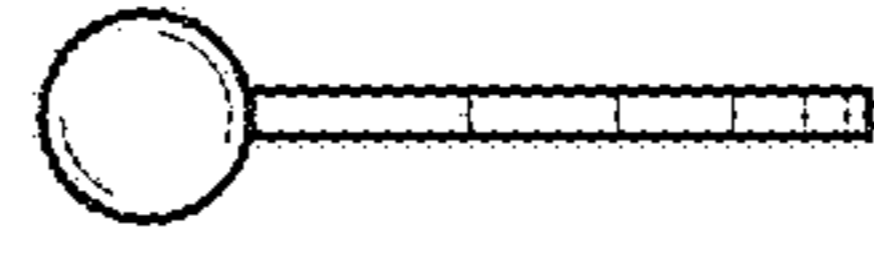


FIG. 6

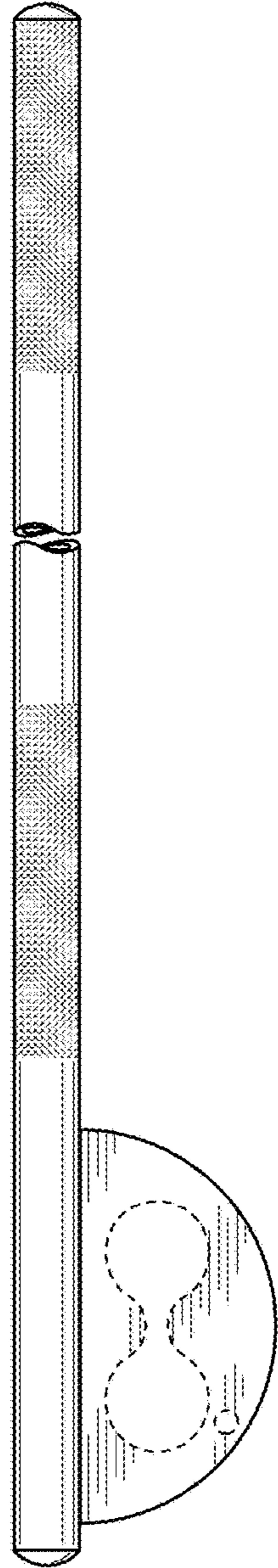


FIG. 5

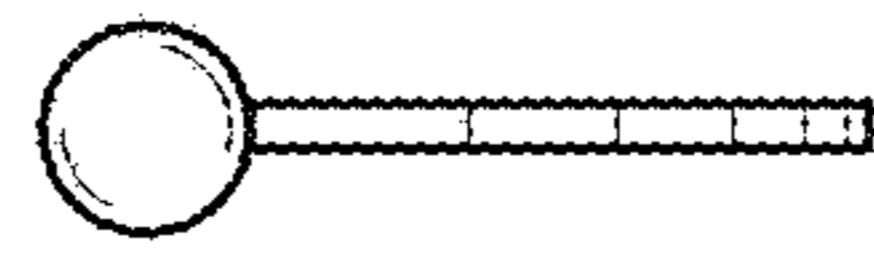


FIG. 4



FIG. 7



FIG. 8

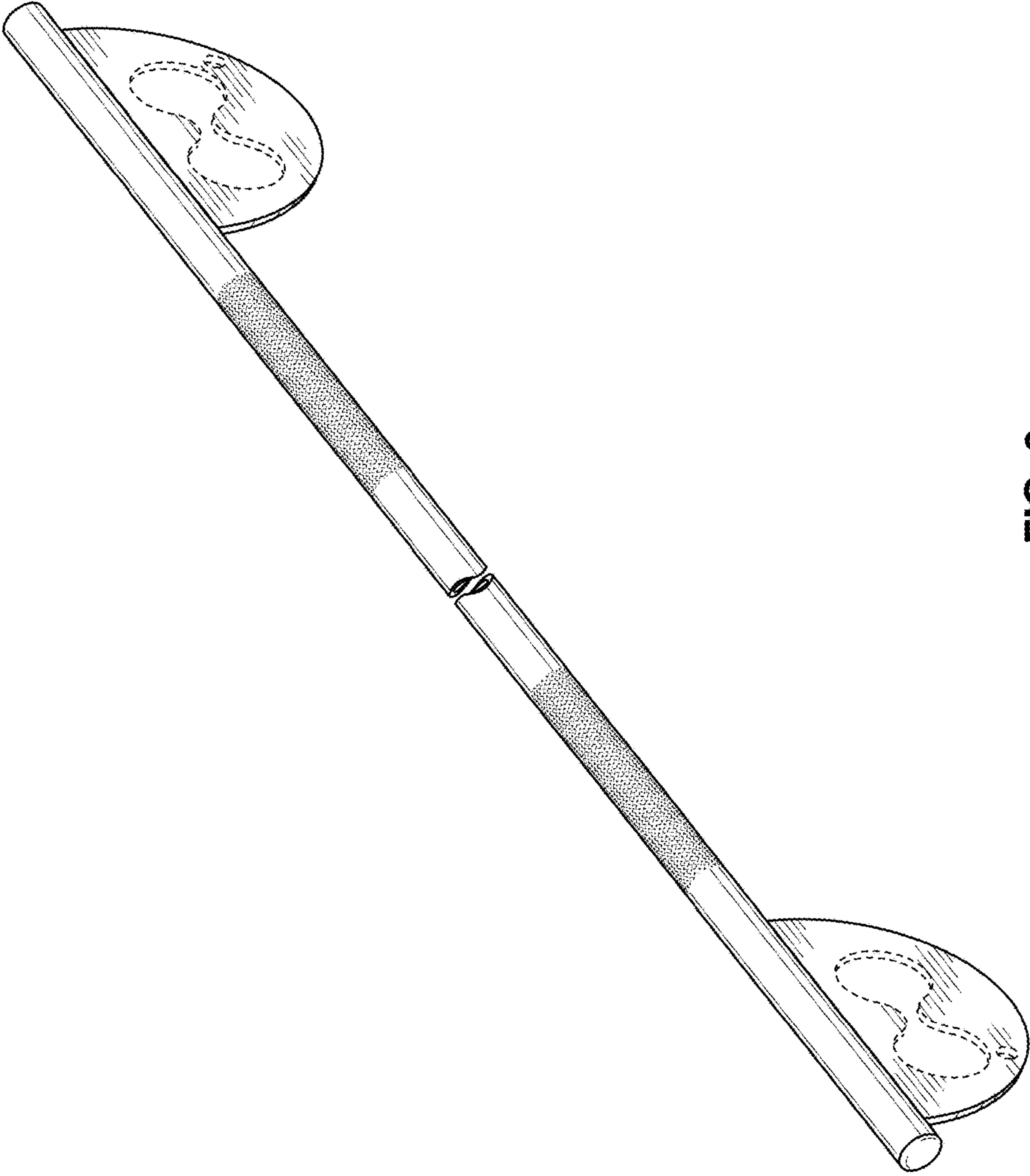


FIG. 9

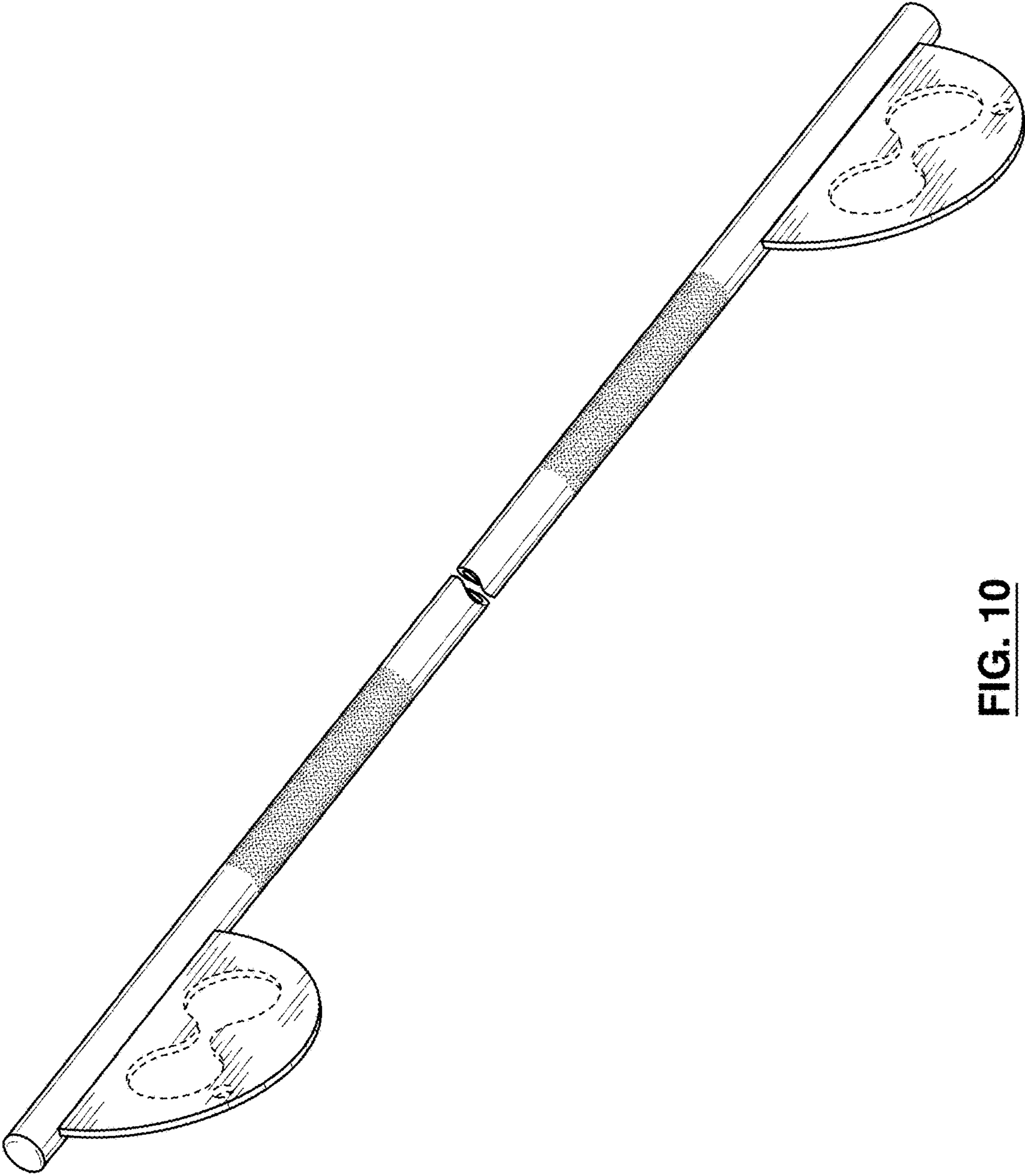


FIG. 10

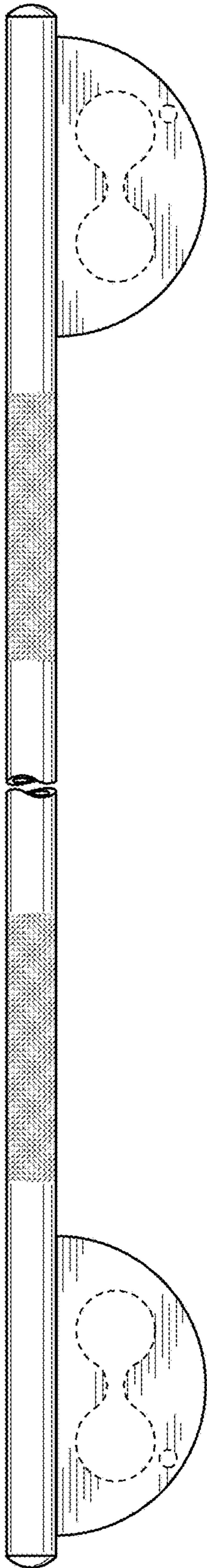


FIG. 11

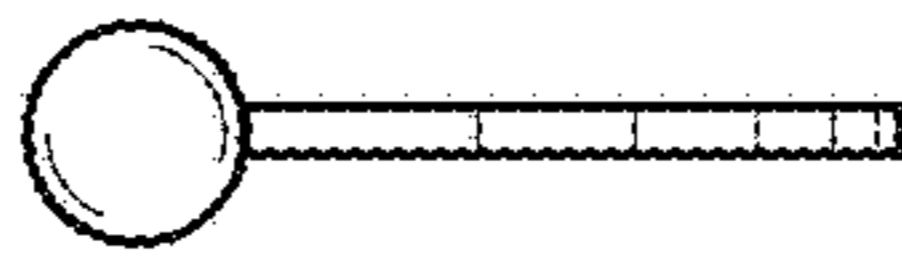


FIG. 14

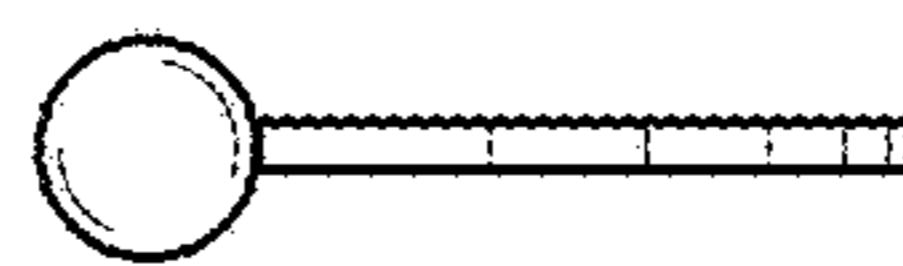


FIG. 12

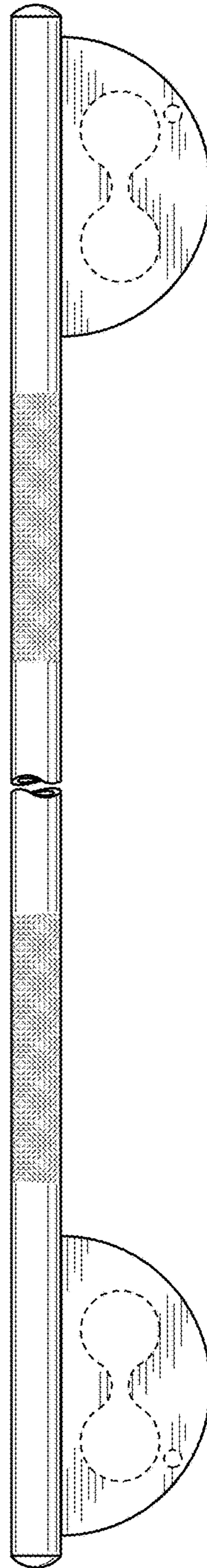


FIG. 13



FIG. 15



FIG. 16