



US00D798375S

(12) **United States Design Patent** (10) **Patent No.:** **US D798,375 S**
Flake et al. (45) **Date of Patent:** **** Sep. 26, 2017**

- (54) **EYEGLASS NOSE PADS**
- (71) Applicant: **ROKA Sports, Inc.**, Dallas, TX (US)
- (72) Inventors: **Allison Flake**, Dallas, TX (US); **Robert A. Canales**, Dallas, TX (US); **Kurt R. Spenser**, Burbank, CA (US); **Jonathan McCann**, Mansfield, TX (US); **Thomas Clayton Shortall**, Dallas, TX (US)
- (73) Assignee: **ROKA SPORTS, INC.**, Dallas, TX (US)
- (**) Term: **15 Years**
- (21) Appl. No.: **29/562,638**
- (22) Filed: **Apr. 27, 2016**
- (51) **LOC (10) Cl.** **16-06**
- (52) **U.S. Cl.**
USPC **D16/332**
- (58) **Field of Classification Search**
USPC D16/101, 300-342, 900; D29/109-110; D21/483, 659-661; D14/372; 351/41, 351/44, 45-48, 51-52, 62, 158, 92, 351/103-123, 140-153, 63, 59; 2/13, 15, 2/426-432, 447-449, 441, 434-437
CPC G02C 2200/08; G02C 1/06; G02C 5/14; G02C 11/02; G02C 11/04; G02C 5/16; G02C 2200/22; G02C 5/146; G02C 5/2254; G02C 5/008; G01C 5/16; A61M 2021/0044; A63B 33/002
See application file for complete search history.

(56) **References Cited**

U.S. PATENT DOCUMENTS

- D350,759 S * 9/1994 Lanna D16/312
- D366,056 S * 1/1996 Wolfe D16/314
- D385,897 S * 11/1997 Lin D16/314
- D386,777 S * 11/1997 Hall D16/332
- 6,059,408 A 5/2000 Bonacci
- 6,283,594 B1 9/2001 Hamano

- D462,081 S * 8/2002 Wolfe D16/314
- 6,513,925 B1 2/2003 Bonacci
- D475,733 S * 6/2003 Lee D16/335
- D485,856 S * 1/2004 Wolfe D16/314
- D502,494 S * 3/2005 Yang D16/315
- D516,111 S * 2/2006 Teng D16/326

(Continued)

OTHER PUBLICATIONS

U.S. Appl. No. 29/562,643 Office Action dated Apr. 20, 2017.
Co-pending U.S. Appl. No. 29/562,636, filed Apr. 27, 2016.
Co-pending U.S. Appl. No. 29/562,643, filed Apr. 27, 2016.

Primary Examiner — Eric Goodman
Assistant Examiner — Sanjeev Paul

(74) *Attorney, Agent, or Firm* — Wilson Sonsini Goodrich & Rosati

(57) **CLAIM**

The ornamental design for eyeglass nose pads, as shown and described.

DESCRIPTION

FIG. 1 is a perspective view of the eyeglass nose pads, showing our new design of the nose bridge pads of an eyewear frame.

FIG. 2 is a top plan view of the nose bridge pad(s) of the eyeglass nose pads;

FIG. 3 is a front elevation view of the nose bridge pad(s) of the eyeglass nose pads;

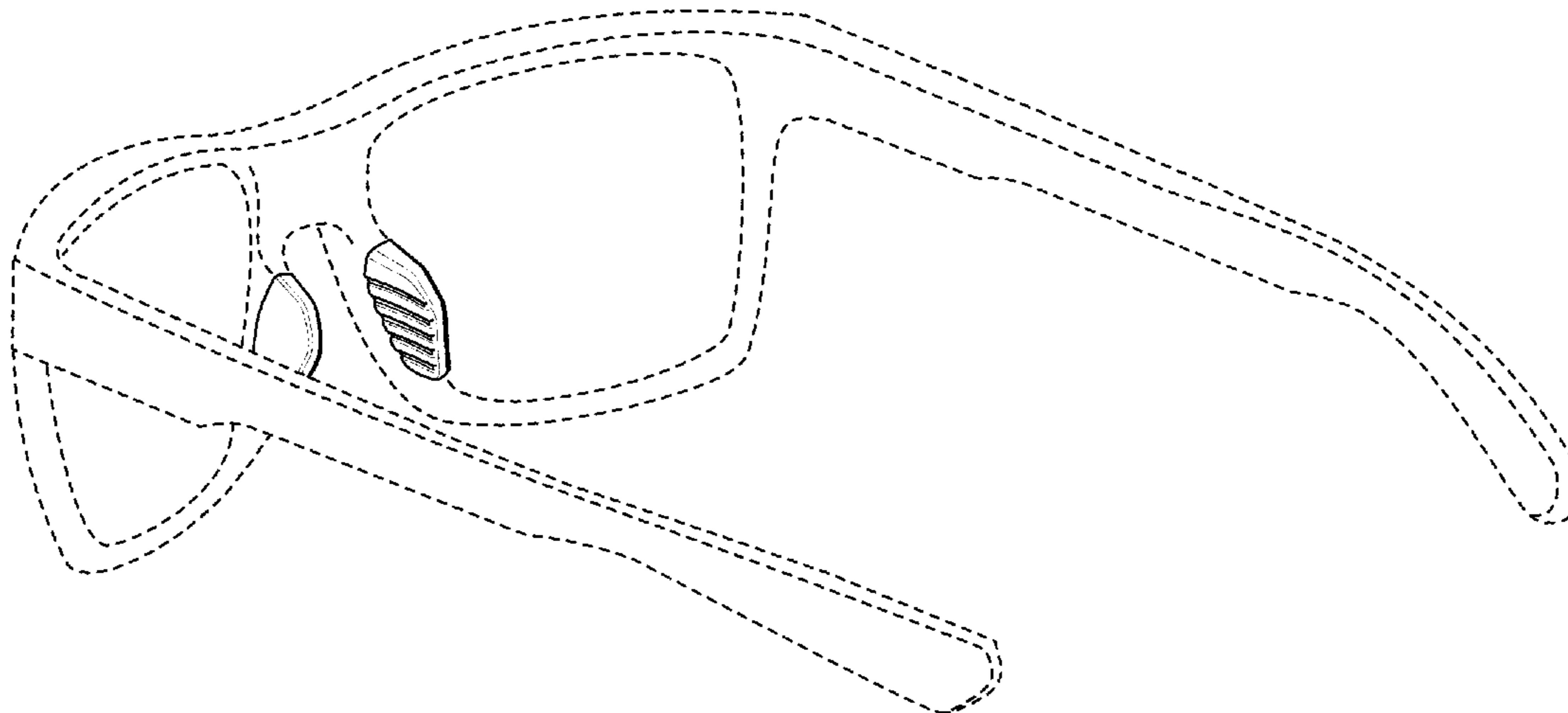
FIG. 4 is a left side elevation view of the nose bridge pad(s) of the eyeglass nose pads, right side elevation view being a mirror image thereof;

FIG. 5 is a rear elevation view of the nose bridge pad(s) of the eyeglass nose pads; and,

FIG. 6 is a bottom plan view of the nose bridge pad(s) of the eyeglass nose pads.

The broken lines shown in the drawings are included for the purpose of illustrating environmental structure and form no part of the claimed design.

1 Claim, 2 Drawing Sheets



(56)

References Cited

U.S. PATENT DOCUMENTS

D518,083 S *	3/2006	Teng	D16/326	D623,218 S *	9/2010	Wong	D16/332
D518,084 S *	3/2006	Teng	D16/326	D625,351 S *	10/2010	Wong	D16/332
D549,763 S *	8/2007	Daems	D16/321	D640,314 S	6/2011	Yang		
D550,755 S *	9/2007	Fuchs	D16/326	D651,641 S *	1/2012	Fulton	D16/333
D550,758 S	9/2007	Cheng			D651,642 S *	1/2012	Fuchs	D16/333
D552,663 S *	10/2007	Cheng	D16/315	D679,313 S *	4/2013	Bachelder	D16/315
D555,707 S	11/2007	Hou			D690,762 S *	10/2013	Yang	D16/315
D555,708 S *	11/2007	Cheng	D16/327	D695,336 S *	12/2013	Wang Lee	D16/335
D565,639 S	4/2008	Estrem			D730,434 S *	5/2015	Chen	D16/335
D575,325 S	8/2008	Wu			D735,794 S	8/2015	Markovitz et al.		
7,452,068 B2 *	11/2008	Collier	G02C 5/12	D740,347 S *	10/2015	Corcoran	D16/326
				351/47	D757,156 S	5/2016	Wu		
7,484,843 B1 *	2/2009	Lin	G02C 5/126	D765,765 S	9/2016	Clegg		
				351/136	D770,560 S *	11/2016	Shin	D16/330
D595,757 S *	7/2009	Yang	D16/314	D777,827 S	1/2017	Chen		
D609,736 S *	2/2010	Wang	D16/315	2007/0236649 A1 *	10/2007	Lin	G02C 5/02
D611,980 S *	3/2010	Chen	D16/309					351/41
D614,359 S *	4/2010	Gleason	D16/314	2014/0340628 A1 *	11/2014	Huang	G02C 5/006
D617,364 S *	6/2010	Chou	D16/314					351/63
					2015/0314167 A1 *	11/2015	Shiue	A63B 33/002
									2/439

* cited by examiner

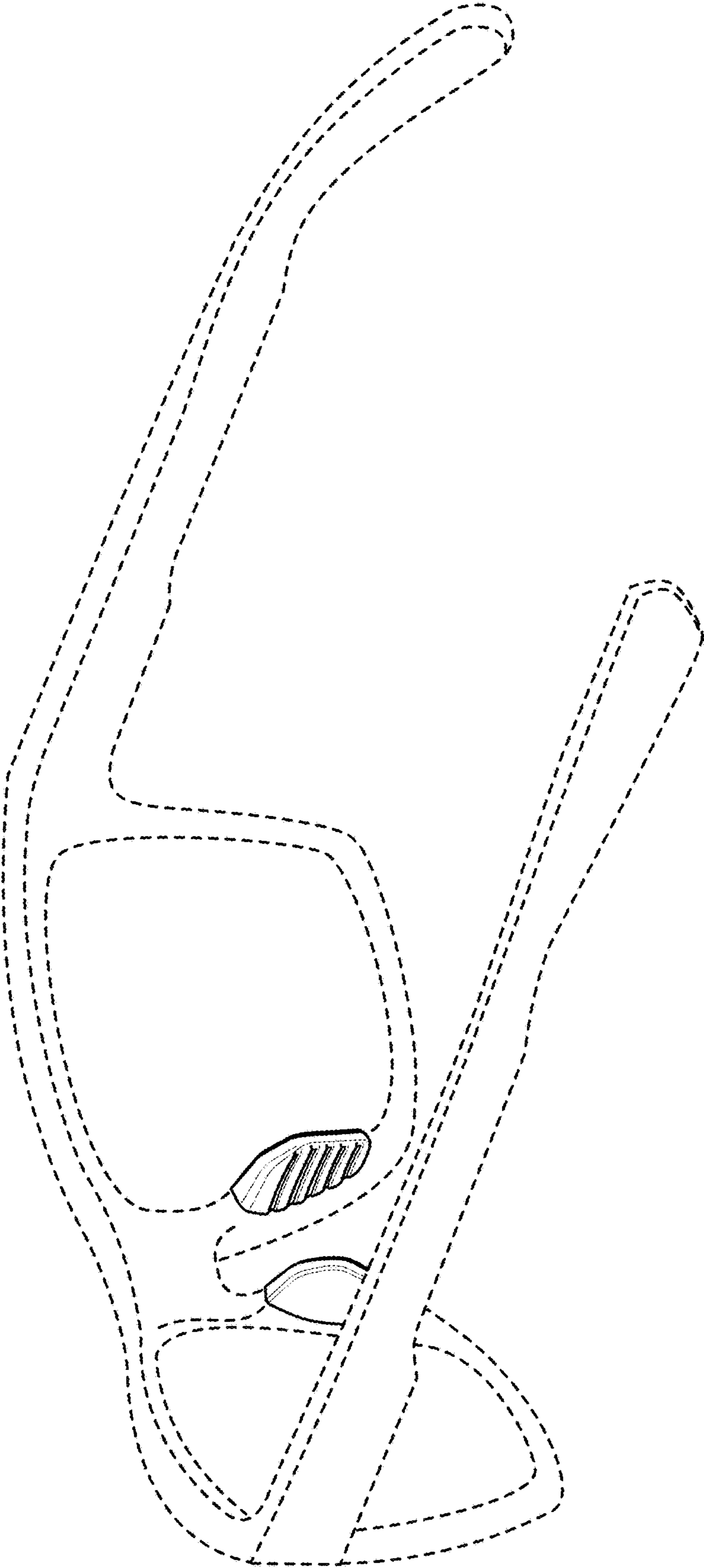


FIG. 1



FIG. 2

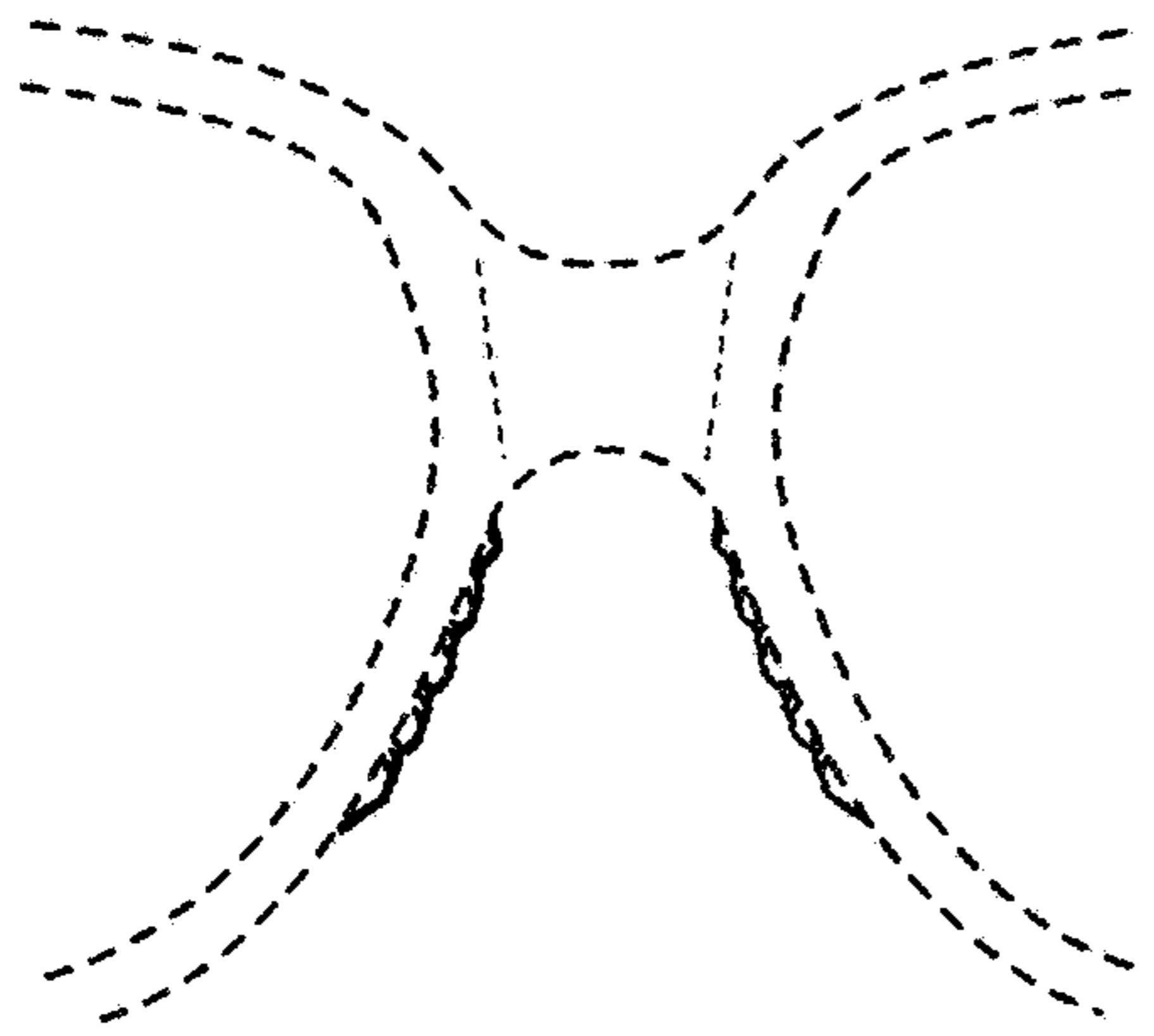


FIG. 3




FIG. 4

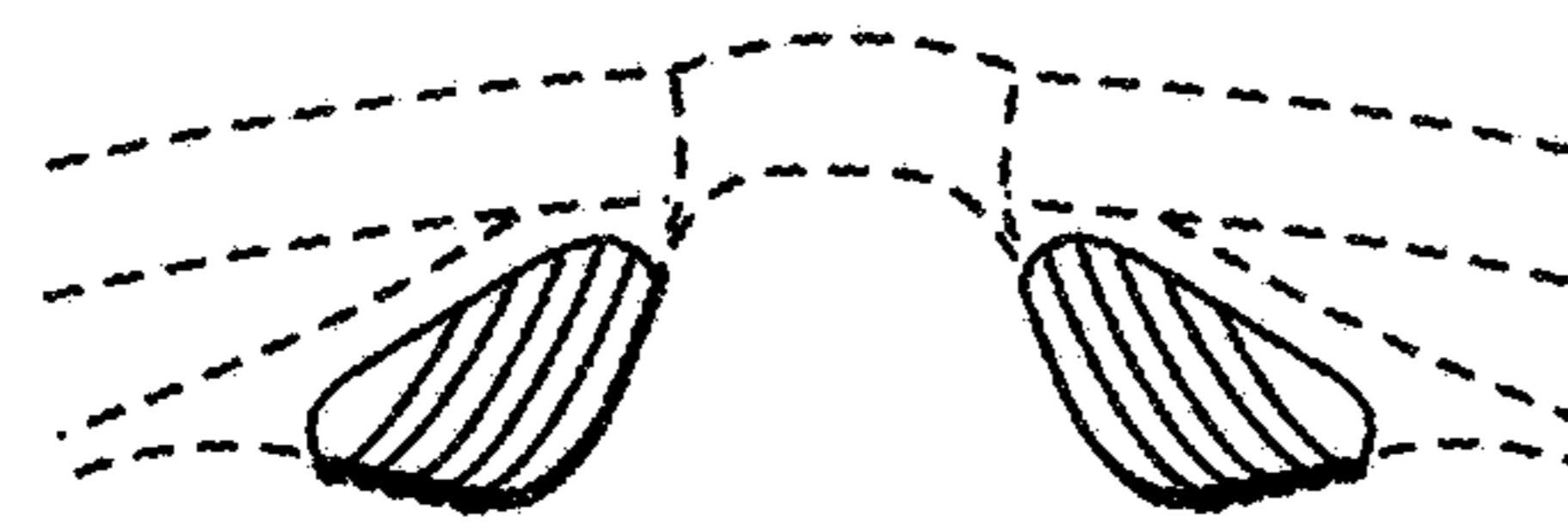


FIG. 6

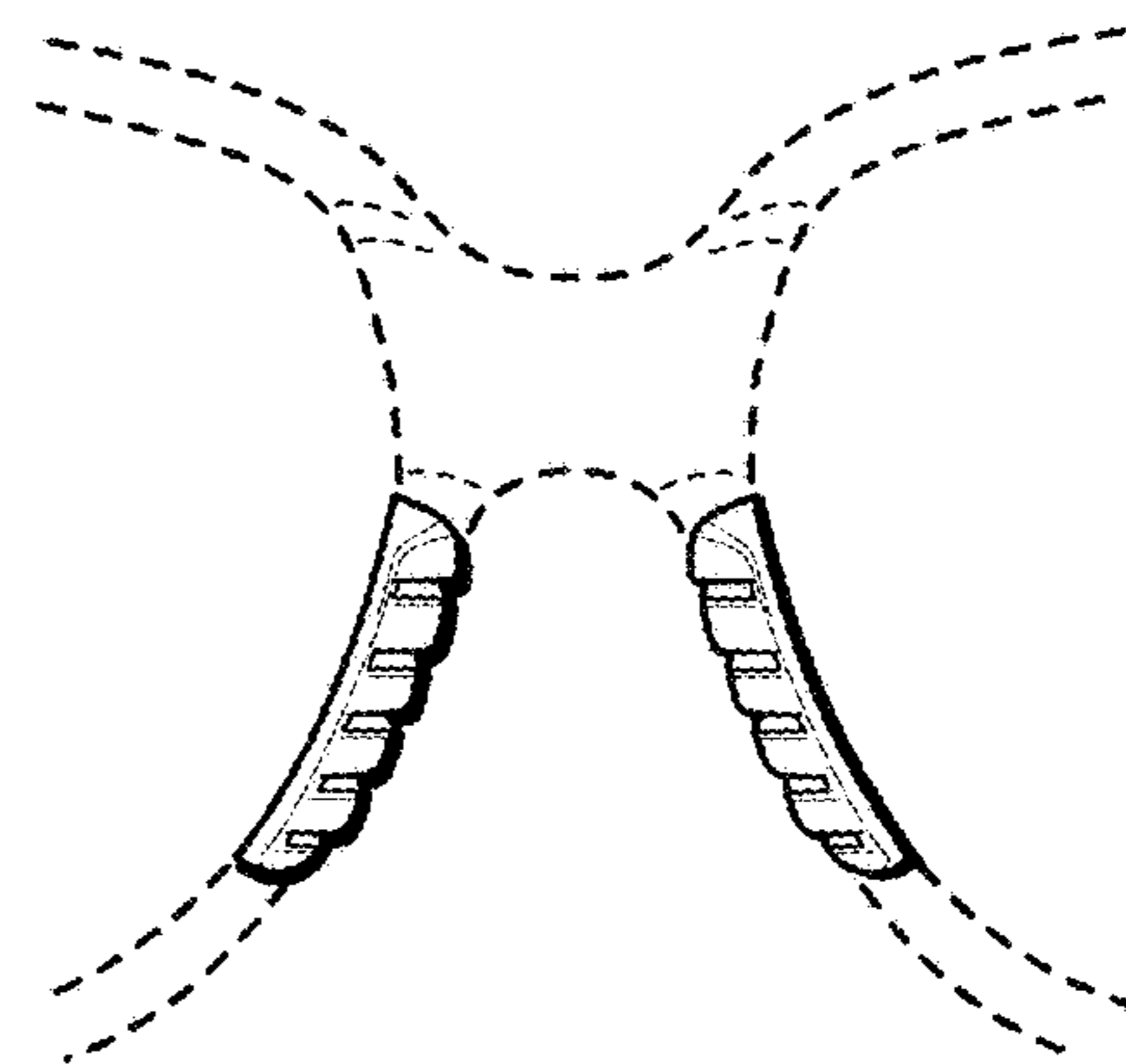


FIG. 5