



US00D798359S

(12) **United States Design Patent**
Huang

(10) **Patent No.:** **US D798,359 S**

(45) **Date of Patent:** **** Sep. 26, 2017**

(54) **SURVEILLANCE CAMERA MOUNT**

(71) Applicant: **VIVOTEK INC.**, New Taipei (TW)

(72) Inventor: **Shang-Hao Huang**, New Taipei (TW)

(73) Assignee: **VIVOTEK INC.**, New Taipei (TW)

(**) Term: **15 Years**

(21) Appl. No.: **29/556,405**

(22) Filed: **Mar. 1, 2016**

(30) **Foreign Application Priority Data**

Sep. 3, 2015 (TW) 104304841

(51) **LOC (10) Cl.** **16-01**

(52) **U.S. Cl.**
USPC **D16/203**; D16/219

(58) **Field of Classification Search**

USPC D16/200–220, 242, 243, 244; D26/24,
D26/36, 72, 79, 123; D11/146;
D10/104.1, 104.2, 106.1, 106.2, 106.5;
D9/544, 558, 777, 691, 689, 516, 505,
D9/764; D7/610; D23/223, 229, 255
CPC .. H04N 3/08; H04N 5/23248; H04N 5/23287;
H04N 5/23258; H04N 5/2251; H04N
5/2252; H04N 7/181; H04N 7/183; H04N
7/18; H04N 2007/145; G01C 11/025;
G03B 15/00; G03B 15/03; G03B 17/56;
G03B 17/02; G03B 17/30; G03B 17/04;
G03B 17/00; G03B 19/04; G03B 3/00;
G08B 13/19619; G08B 13/1963; G08B
13/19632; B60R 1/00; B60R 2300/105;
F16M 11/04; F16M 13/00; Y02E 60/12

See application file for complete search history.

(56) **References Cited**

U.S. PATENT DOCUMENTS

D12,943 S * 5/1882 Sanborn D9/500
D214,831 S * 8/1969 Lomont D7/598

D481,949 S * 11/2003 Pinnavaia D9/500
D525,167 S * 7/2006 Katznelson D11/153
D530,215 S * 10/2006 Brown D9/558
D554,000 S * 10/2007 Walsh B65D 1/0207
D9/772
D557,143 S * 12/2007 Batliner D9/558
D563,023 S * 2/2008 Hetfield D26/72
D620,807 S * 8/2010 Wang Treadway D9/689
D630,239 S * 1/2011 Huguley D16/242
D648,429 S * 11/2011 Choi D23/364
D652,115 S * 1/2012 Wang D23/229
D668,373 S * 10/2012 Martin D26/128
D678,386 S * 3/2013 Huguley D16/242
D697,815 S * 1/2014 Broen D9/689
D702,131 S * 4/2014 Handy D9/691
D704,800 S * 5/2014 Hahn D23/213
D720,618 S * 1/2015 Handy D9/500
D745,398 S * 12/2015 Cotton D9/500
D759,310 S * 6/2016 Van Maanen D28/54

(Continued)

Primary Examiner — Barbara Fox

Assistant Examiner — Mary C Ramirez

(74) *Attorney, Agent, or Firm* — Winston Hsu

(57) **CLAIM**

The ornamental design for a surveillance camera mount, as shown and described.

DESCRIPTION

FIG. 1 is a front, right, top perspective view of a surveillance camera mount showing my new design;

FIG. 2 is a front view thereof;

FIG. 3 is a rear view thereof;

FIG. 4 is a left side view thereof;

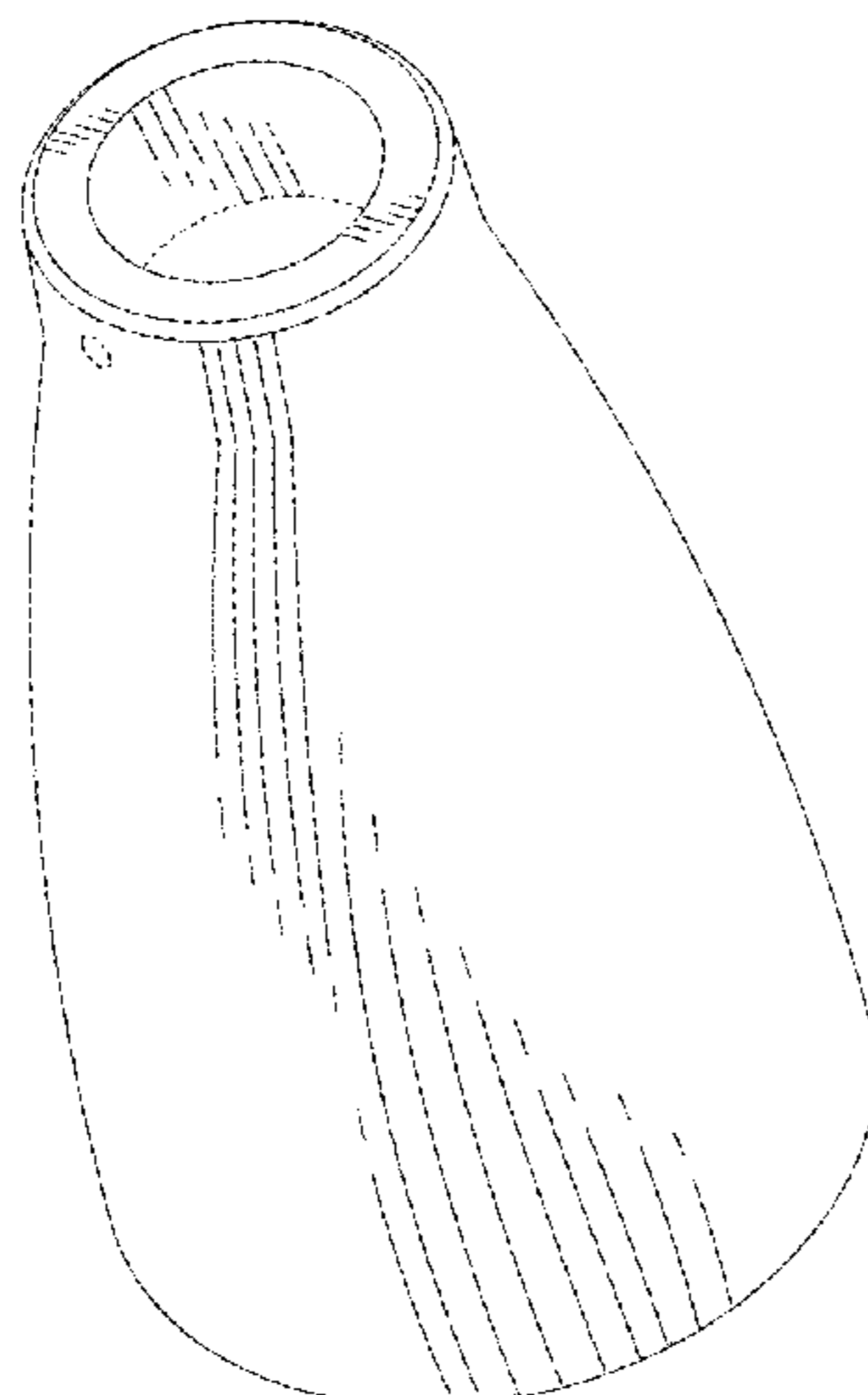
FIG. 5 is a right side view thereof;

FIG. 6 is a top view thereof; and,

FIG. 7 is a bottom view thereof.

The broken lines depict portions of the surveillance camera mount that form no part of the claimed design.

1 Claim, 7 Drawing Sheets



(56)

References Cited

U.S. PATENT DOCUMENTS

D762,476 S *	8/2016	Velmer	D9/445
D762,929 S *	8/2016	Minter	D30/162
D763,831 S *	8/2016	Cherry, II	D14/221
D777,547 S *	1/2017	Gassner	D8/72
D778,068 S *	2/2017	Harrington	D4/138

* cited by examiner

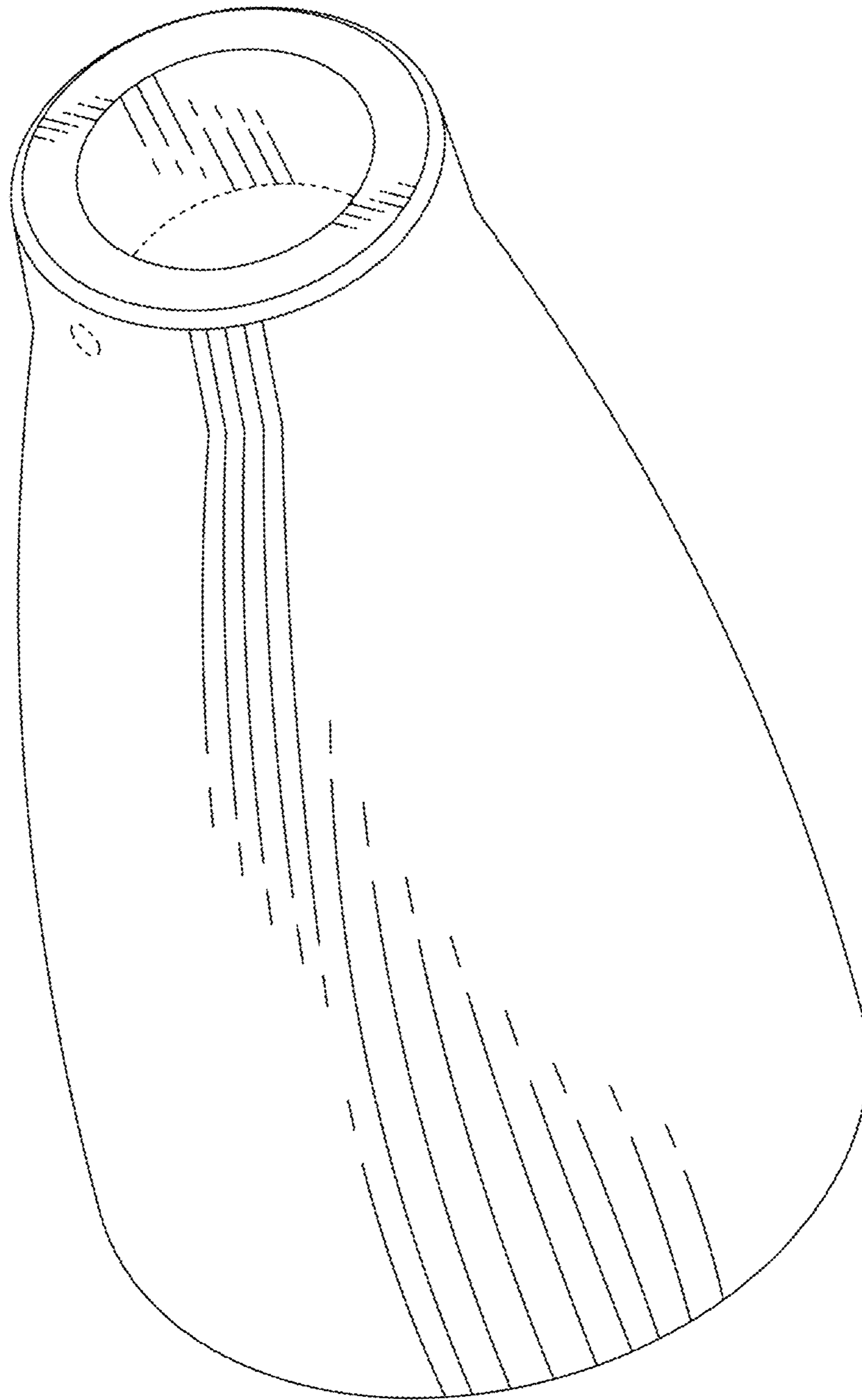


FIG. 1




FIG. 2




FIG. 3




FIG. 4

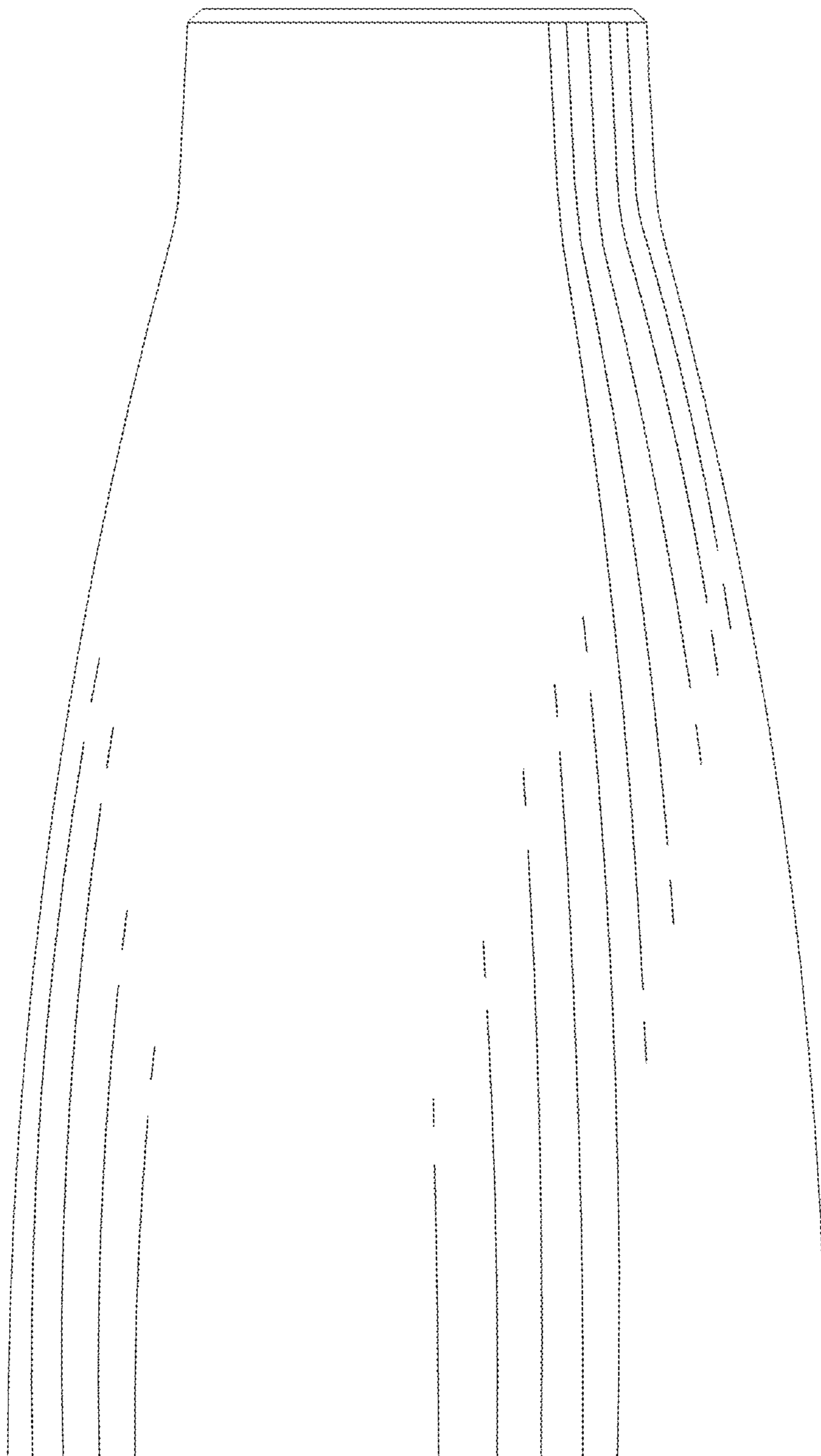


FIG. 5

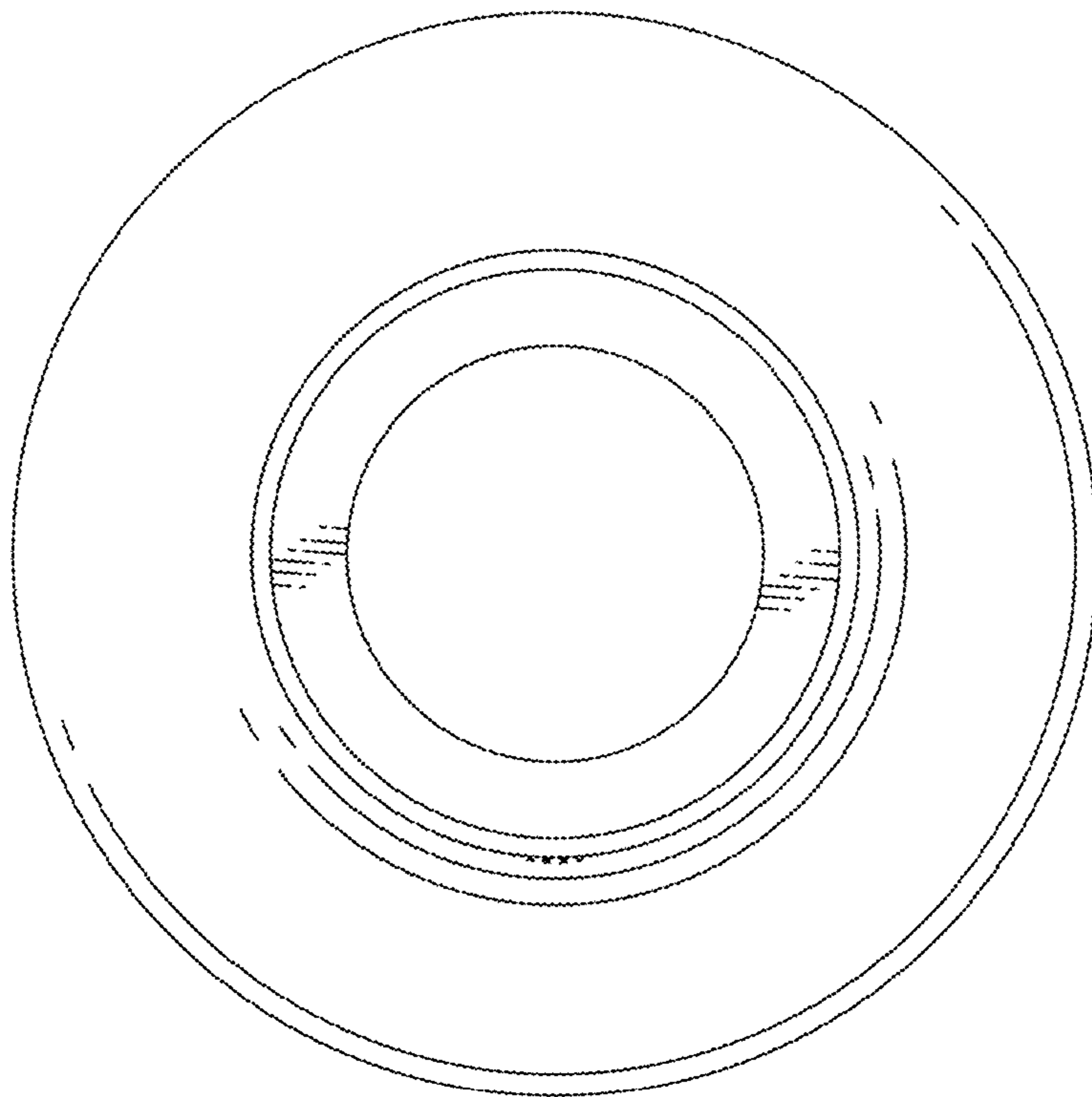


FIG. 6

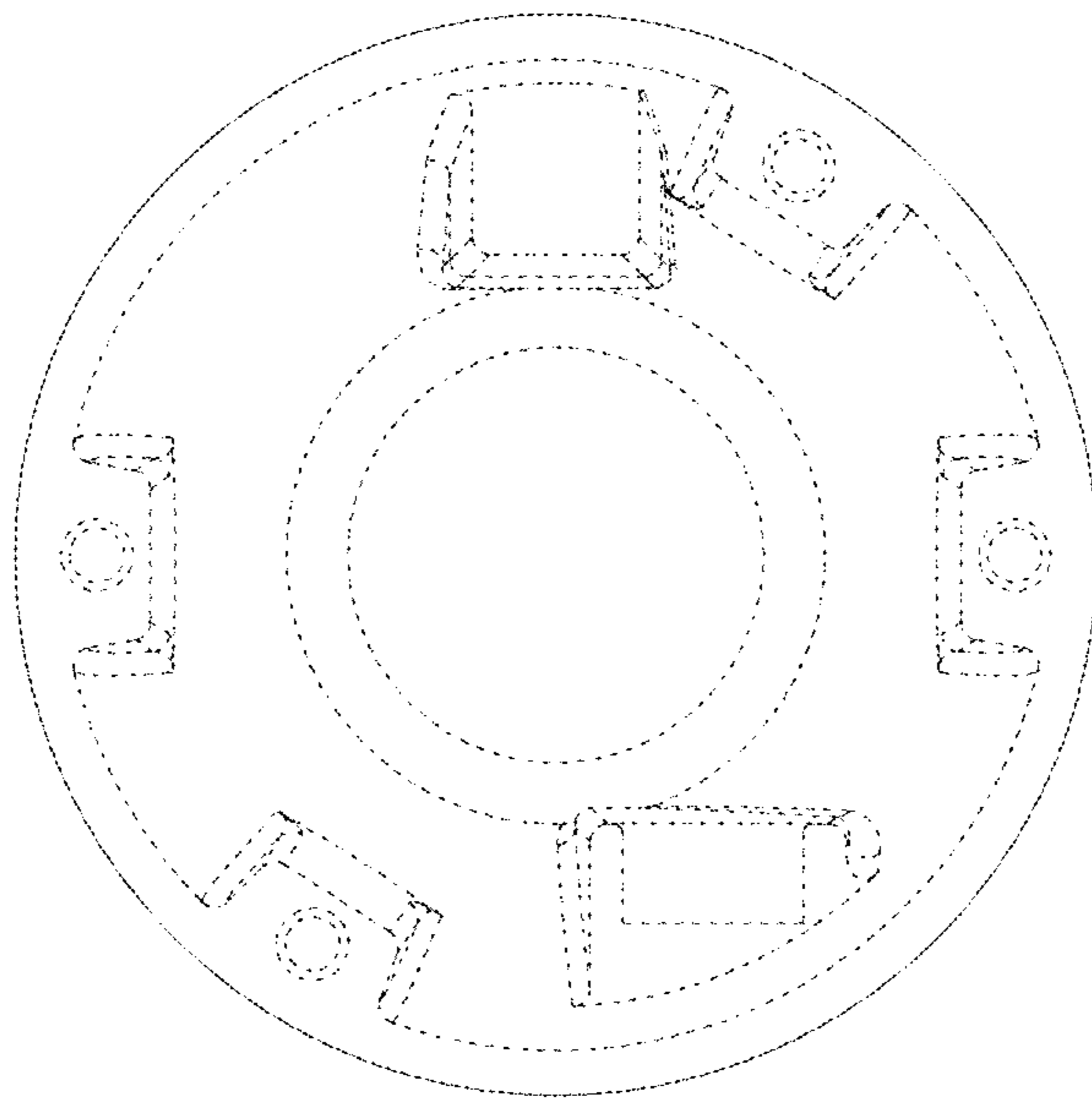


FIG. 7