

US00D798350S

(12) **United States Design Patent** (10) **Patent No.:** **US D798,350 S**
Weaver (45) **Date of Patent:** **** Sep. 26, 2017**

(54) **CUTTING TOOL ASSEMBLY**

(74) *Attorney, Agent, or Firm* — Dorsey & Whitney LLP

(71) Applicant: **US SYNTHETIC CORPORATION**,
Orem, UT (US)

(57) **CLAIM**

The ornamental design for a cutting tool assembly, as shown and described.

(72) Inventor: **Gary Eugene Weaver**, Conroe, TX
(US)

DESCRIPTION

(73) Assignee: **US SYNTHETIC CORPORATION**,
Orem, UT (US)

FIG. 1 is a front, left perspective view of a cutting tool assembly;

(**) Term: **15 Years**

FIG. 2 is a back, right perspective view of the cutting tool assembly shown in FIG. 1;

(21) Appl. No.: **29/540,597**

FIG. 3 is a right side elevational view of the cutting tool assembly shown in FIG. 1; the left side elevational view being a mirror image;

(22) Filed: **Sep. 25, 2015**

FIG. 4 is a front elevational view of the cutting tool assembly shown in FIG. 1;

(51) **LOC (10) Cl.** **15-09**

(52) **U.S. Cl.**
USPC **D15/139**

FIG. 5 is a back elevational view of the cutting tool assembly shown in FIG. 1;

(58) **Field of Classification Search**
USPC D8/70, 71; D15/131, 138, 139, 140, 141
(Continued)

FIG. 6 is a top plan view of the cutting tool assembly shown in FIG. 1;

(56) **References Cited**

U.S. PATENT DOCUMENTS

2,665,893 A 1/1954 Ball
3,671,075 A 6/1972 Bland et al.
(Continued)

FIG. 7 is a bottom plan view of the cutting tool assembly shown in FIG. 1;

FIG. 8 is an enlarged portion of the top plan view of the cutting tool assembly shown in FIG. 6 taken from region 8 thereof.

FOREIGN PATENT DOCUMENTS

AU 2013101370 11/2013
CN 102108866 6/2011
(Continued)

FIG. 9 is a back, right perspective view of the cutting tool assembly shown in FIGS. 1-7 secured in a base body for illustrating an environment in which the cutting tool assembly shown in FIGS. 1-7 can be used;

OTHER PUBLICATIONS

Final Office Action for U.S. Appl. No. 14/266,437 mailed Dec. 12, 2016.

(Continued)

FIG. 10 is a front, left, perspective view of the cutting tool assembly secured of FIG. 9 secured in the base body;

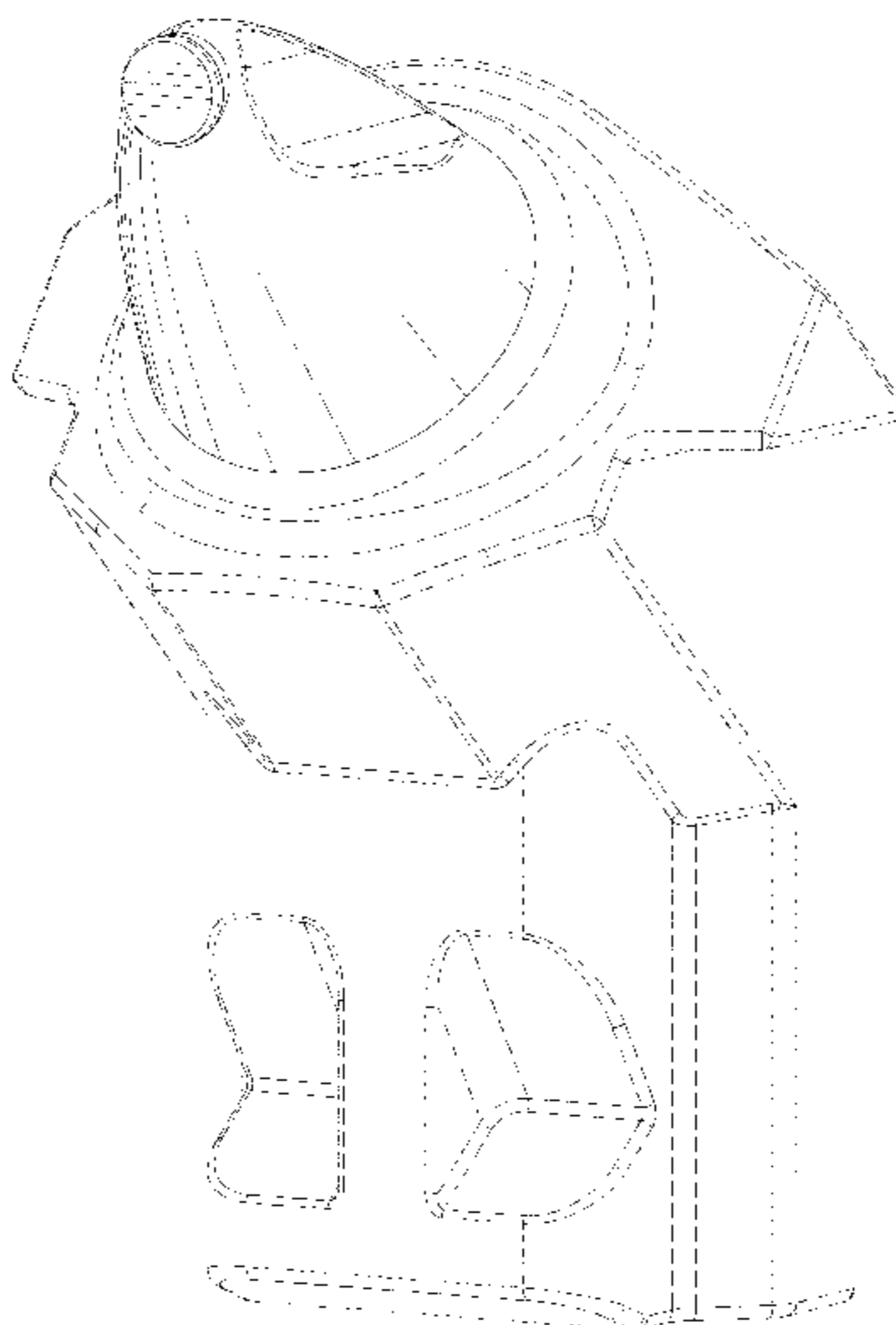
FIG. 11 is a perspective view of the cutting tool assembly shown in FIGS. 1-7 secured to a drum body for illustrating an environment in which the cutting tool assembly shown in FIGS. 1-7 can be used; and,

FIG. 12 is an enlarged portion of the cutting tool assembly and its environment shown in FIG. 11, taken from region 12 thereof.

The broken lines in the drawings depict unclaimed environmental subject matter.

Primary Examiner — Patricia Palasik

1 Claim, 6 Drawing Sheets



(58) **Field of Classification Search**
 CPC B23D 61/06; B28D 1/122; B28D 1/186;
 B28D 1/188; E01C 23/088; E01C 23/127;
 E21C 35/183; E21C 35/197; E21C
 2035/1813; E21C 2035/1816
 See application file for complete search history.

(56) **References Cited**

U.S. PATENT DOCUMENTS

3,695,726 A * 10/1972 Krekeler E21C 35/197
 299/106
 3,751,114 A 8/1973 Davis
 3,785,021 A 1/1974 Norgren et al.
 D238,243 S * 12/1975 Polivka D8/14.1
 4,006,936 A 2/1977 Crabiel
 4,083,644 A 4/1978 Friedline et al.
 4,193,638 A 3/1980 Heckenhauer
 4,299,424 A * 11/1981 LeBegue E21C 35/183
 299/103
 4,335,921 A 6/1982 Swisher, Jr. et al.
 4,340,325 A 7/1982 Gowanlock et al.
 D270,059 S 8/1983 Wilkins
 D271,497 S 11/1983 Green
 4,484,644 A 11/1984 Cook et al.
 4,580,930 A 4/1986 Zinner et al.
 4,605,343 A 8/1986 Hibbs, Jr. et al.
 4,655,508 A 4/1987 Tomlinson
 4,678,237 A 7/1987 Collin et al.
 4,679,858 A 7/1987 Tank
 D296,107 S 6/1988 Andersson
 4,784,023 A 11/1988 Dennis et al.
 4,787,466 A 11/1988 Tomlinson et al.
 4,836,178 A 6/1989 Tomlinson
 4,850,649 A * 7/1989 Beach E21C 35/197
 299/107
 4,880,278 A 11/1989 Tomlinson
 4,902,073 A 2/1990 Tomlinson et al.
 D307,279 S 4/1990 Vincent
 D311,747 S 10/1990 Mihic
 5,007,685 A 4/1991 Beach et al.
 5,060,739 A 10/1991 Griffin et al.
 5,090,491 A 2/1992 Tibbitts et al.
 5,318,351 A * 6/1994 Walker B28D 1/188
 299/106
 5,431,239 A 7/1995 Tibbitts et al.
 5,605,382 A * 2/1997 Massa E21C 35/1933
 299/107
 5,690,393 A * 11/1997 Massa E21C 35/197
 299/107
 5,881,830 A 3/1999 Cooley
 6,089,123 A 7/2000 Chow et al.
 6,213,931 B1 4/2001 Twardowski et al.
 6,283,844 B1 9/2001 Tank
 6,485,104 B1 * 11/2002 Keller E21C 35/187
 175/424
 6,779,850 B1 * 8/2004 Schibeci B28D 1/188
 299/102
 7,108,212 B2 9/2006 Latham
 D558,802 S 1/2008 Nicholas
 D616,003 S 5/2010 Ueda et al.
 7,866,418 B2 1/2011 Bertagnolli et al.
 7,998,573 B2 8/2011 Qian et al.
 8,034,136 B2 10/2011 Sani
 8,047,260 B2 11/2011 Uno et al.
 8,079,785 B2 12/2011 Nicholas
 8,236,074 B1 8/2012 Bertagnolli et al.
 D666,640 S 9/2012 Cox et al.
 8,672,415 B2 3/2014 Neilson et al.
 8,727,044 B2 5/2014 Qian et al.
 8,789,894 B2 7/2014 Claesson et al.
 9,017,438 B1 4/2015 Miess et al.
 9,027,675 B1 5/2015 Jones et al.
 9,028,008 B1 * 5/2015 Bookhamer E21C 35/197
 299/104
 9,238,893 B2 1/2016 Latham et al.

9,272,392 B2 3/2016 Mukhopadhyay et al.
 9,272,814 B2 3/2016 Carver et al.
 9,303,511 B2 4/2016 George et al.
 9,382,794 B2 7/2016 Latham et al.
 9,434,091 B2 9/2016 Burton et al.
 9,593,577 B2 * 3/2017 Lachmann E21C 35/183
 2002/0153175 A1 * 10/2002 Ojanen E21C 35/197
 299/107
 2005/0082898 A1 * 4/2005 Keller E21C 35/187
 299/81.1
 2006/0033379 A1 * 2/2006 Frear E21C 35/197
 299/107
 2006/0087169 A1 4/2006 Hesse et al.
 2007/0090679 A1 * 4/2007 Ojanen E21C 35/183
 299/106
 2008/0030065 A1 * 2/2008 Frear E21C 35/197
 299/104
 2008/0035383 A1 2/2008 Hall et al.
 2008/0036280 A1 2/2008 Hall et al.
 2008/0202819 A1 8/2008 Fader
 2008/0250724 A1 10/2008 Hall et al.
 2008/0309146 A1 12/2008 Hall et al.
 2009/0256413 A1 10/2009 Majagi
 2010/0052406 A1 * 3/2010 Beach E21C 35/197
 299/104
 2010/0194176 A1 8/2010 Lucek et al.
 2010/0244545 A1 9/2010 Hall et al.
 2011/0132667 A1 6/2011 Lai Sang et al.
 2011/0233987 A1 * 9/2011 Maushart E02F 9/2825
 299/110
 2012/0138370 A1 6/2012 Mukhopadhyay
 2012/0175939 A1 * 7/2012 O'Neill B02C 13/2804
 299/81.3
 2013/0052481 A1 2/2013 Konyashin
 2013/0092452 A1 4/2013 Mukhopadhyay et al.
 2013/0322975 A1 * 12/2013 Tan B23P 11/00
 409/80
 2014/0110991 A1 4/2014 Sollami
 2014/0175853 A1 6/2014 Warren
 2014/0225418 A1 8/2014 Lachmann et al.
 2014/0240634 A1 8/2014 Matsuzaki
 2014/0339879 A1 11/2014 Burton et al.
 2014/0339883 A1 11/2014 Burton et al.
 2015/0176408 A1 6/2015 Latham
 2015/0176409 A1 6/2015 Latham
 2015/0240635 A1 8/2015 Lachmann et al.
 2015/0314483 A1 11/2015 Miess et al.
 2016/0102550 A1 * 4/2016 Paros E21C 35/197
 299/113
 2016/0273356 A1 * 9/2016 Ojanen E21C 35/197
 2016/0332269 A1 * 11/2016 Provins E21C 25/10

FOREIGN PATENT DOCUMENTS

CN 202073564 12/2011
 CN 203081445 7/2013
 GB 1481278 7/1977
 GB 2170843 8/1986
 GB 2177144 1/1987
 GB 2193740 2/1988
 WO WO 2010/083015 7/2010
 WO WO 2012/130870 10/2012
 WO 2016/071001 5/2016

OTHER PUBLICATIONS

Final Office Action for U.S. Appl. No. 14/275,574 mailed Nov. 29, 2016.
 Supplemental Notice of Allowance for U.S. Appl. No. 14/273,360 mailed Aug. 10, 2016.
 U.S. Appl. No. 13/765,027, filed Feb. 12, 2013.
 U.S. Appl. No. 13/795,027, filed Mar. 12, 2013.
 U.S. Appl. No. 14/273,360, filed Mar. 7, 2016.
 U.S. Appl. No. 12/961,787, filed Dec. 7, 2010, Mukhopadhyay et al.
 U.S. Appl. No. 13/027,954, filed Feb. 15, 2011, Miess et al.
 U.S. Appl. No. 13/070,636, filed Mar. 24, 2011, Qian et al.

(56)

References Cited

OTHER PUBLICATIONS

U.S. Appl. No. 13/100,388, filed May 4, 2011, Jones et al.
U.S. Appl. No. 13/275,372, filed Oct. 18, 2011, Mukhopadhyay et al.
U.S. Appl. No. 13/648,913, filed Oct. 10, 2012, Mukhopadhyay et al.
U.S. Appl. No. 13/765,027, filed Feb. 12, 2013, Carver, et al.
U.S. Appl. No. 61/824,022, filed May 16, 2013, Burton et al.
U.S. Appl. No. 61/824,007, filed May 16, 2013, Burton et al.
U.S. Appl. No. 62/030,525, filed Jul. 29, 2014, Myers et al.
U.S. Appl. No. 14/811,699, filed Jul. 28, 2015, Myers et al.
U.S. Appl. No. 62/232,732, filed Sep. 25, 2015, Weaver et al.
U.S. Appl. No. 29/540,584, filed Sep. 25, 2015, Weaver.
International Search Report and Written Opinion from International Application No. PCT/US2014/037708 mailed Oct. 30, 2014.
International Search Report and Written Opinion from International Application No. PCT/US2014/037381 mailed Oct. 30, 2014.
International Search Report and Written Opinion from International Application No. PCT/US2015/027830 mailed Jul. 14, 2015.
Roepke et al.; "Drag Bit Cutting Characteristics Using Sintered Diamond Inserts" Report of Investigations 8802; Bureau of Mines Report of Investigations/ 1983; (1983) 35 pages.
U.S. Appl. No. 14/273,360, Jun. 12, 2015, Office Action.
U.S. Appl. No. 14/273,360, Oct. 22, 2015, Office Action.

U.S. Appl. No. 14/273,360, Mar. 7, 2016, Final Office Action.
U.S. Appl. No. 14/273,360, May 18, 2016, Notice of Allowance.
U.S. Appl. No. 14/273,360, Aug. 17, 2016, Issue Notification.
U.S. Appl. No. 14/275,574, Apr. 6, 2016, Non-Final Office Action.
U.S. Appl. No. 14/266,437, Jun. 9, 2016, Non-Final Office Action.
Advisory Action received for U.S. Appl. No. 14/266,437 mailed Mar. 24, 2017.
Non-Final Office for U.S. Appl. No. 29/555,279 mailed Mar. 24, 2017.
Advisory Action received for U.S. Appl. No. 14/275,574 mailed Mar. 9, 2017.
Non-Final Office Action for U.S. Appl. No. 14/266,437 dated Apr. 21, 2017.
Non-Final Office Action received for U.S. Appl. No. 14/275,574 dated Apr. 7, 2017.
Notice of Allowance received for U.S. Appl. No. 29/555,269 dated Apr. 6, 2017.
Notice of Allowance received for U.S. Appl. No. 29/555,281 dated Apr. 12, 2017.
Supplemental Notice of Allowance for U.S. Appl. No. 29/555,269 dated Apr. 28, 2017.
Notice of Allowance for U.S. Appl. No. 29/540,584 dated May 8, 2017.
Supplemental Notice of Allowance for U.S. Appl. No. 29/555,281 dated Jun. 12, 2017.

* cited by examiner

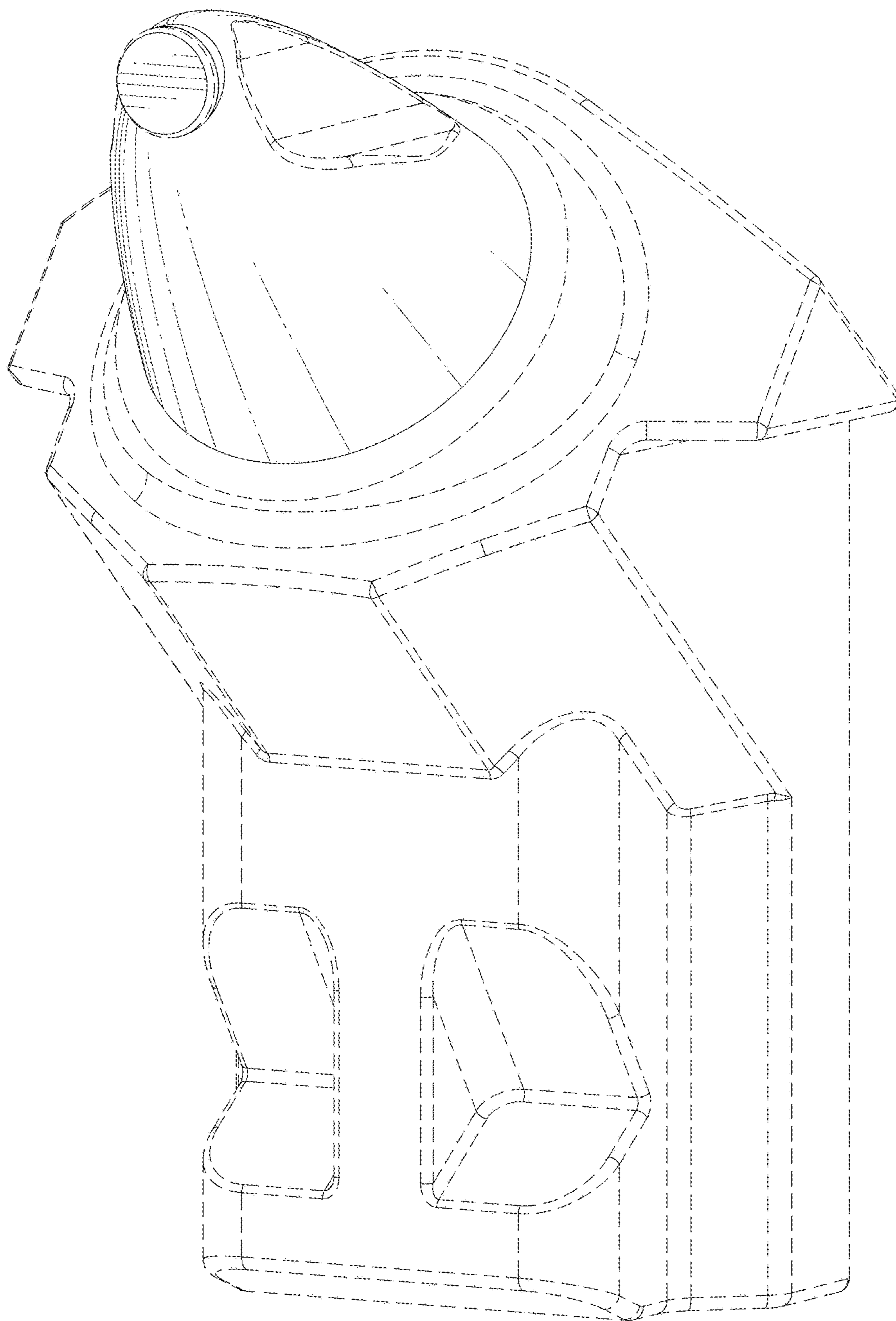


Fig. 1

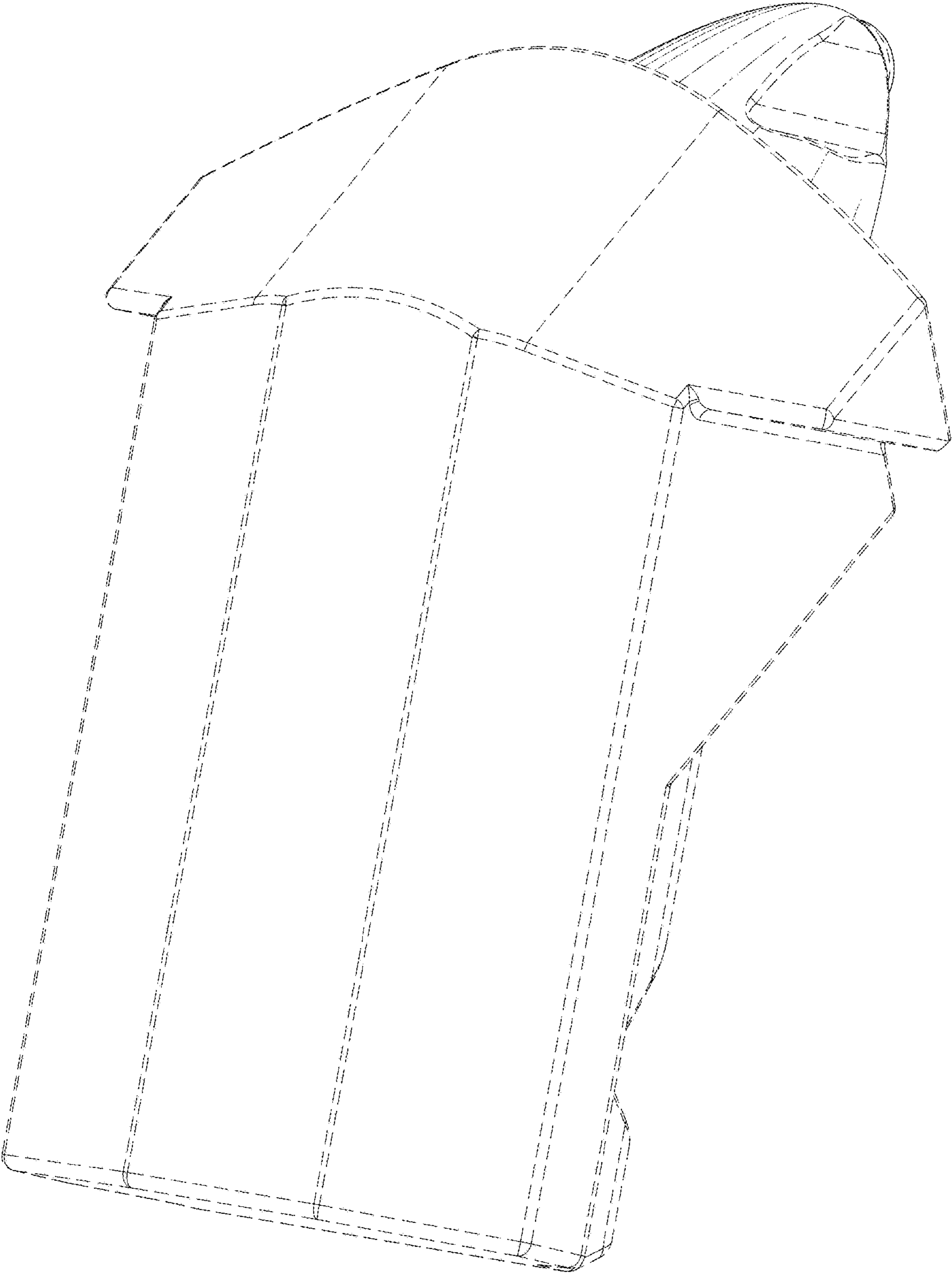
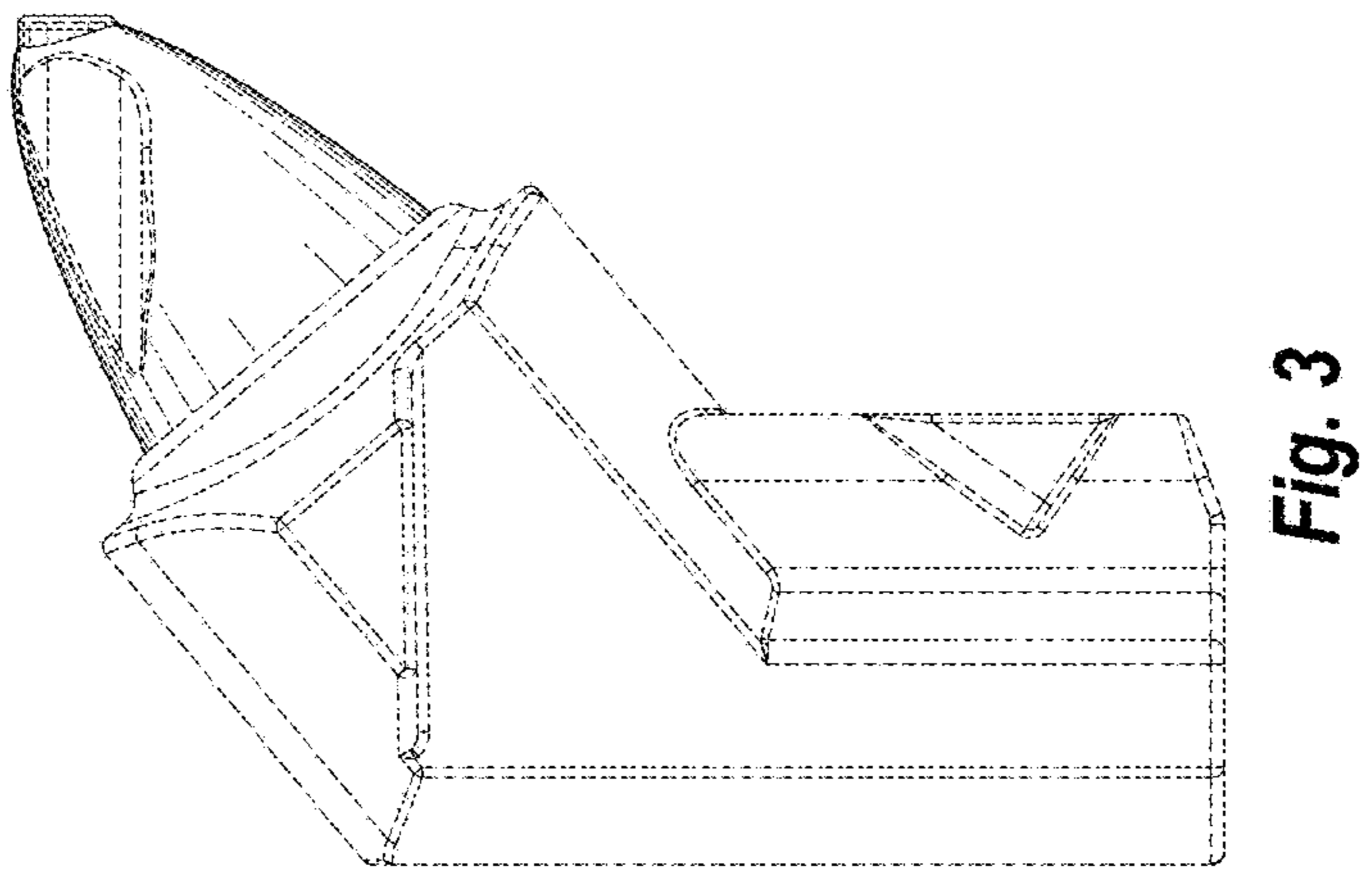
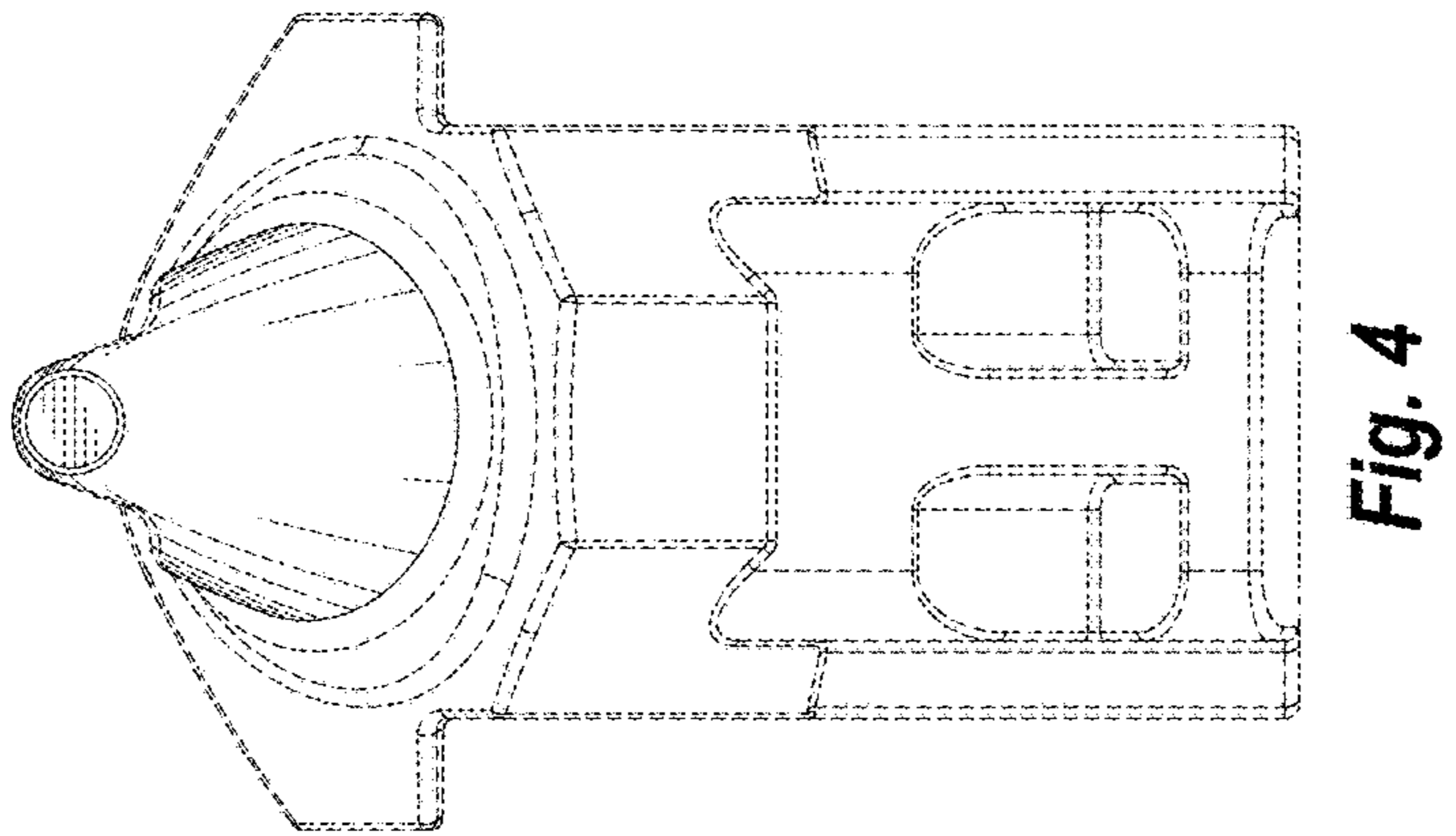
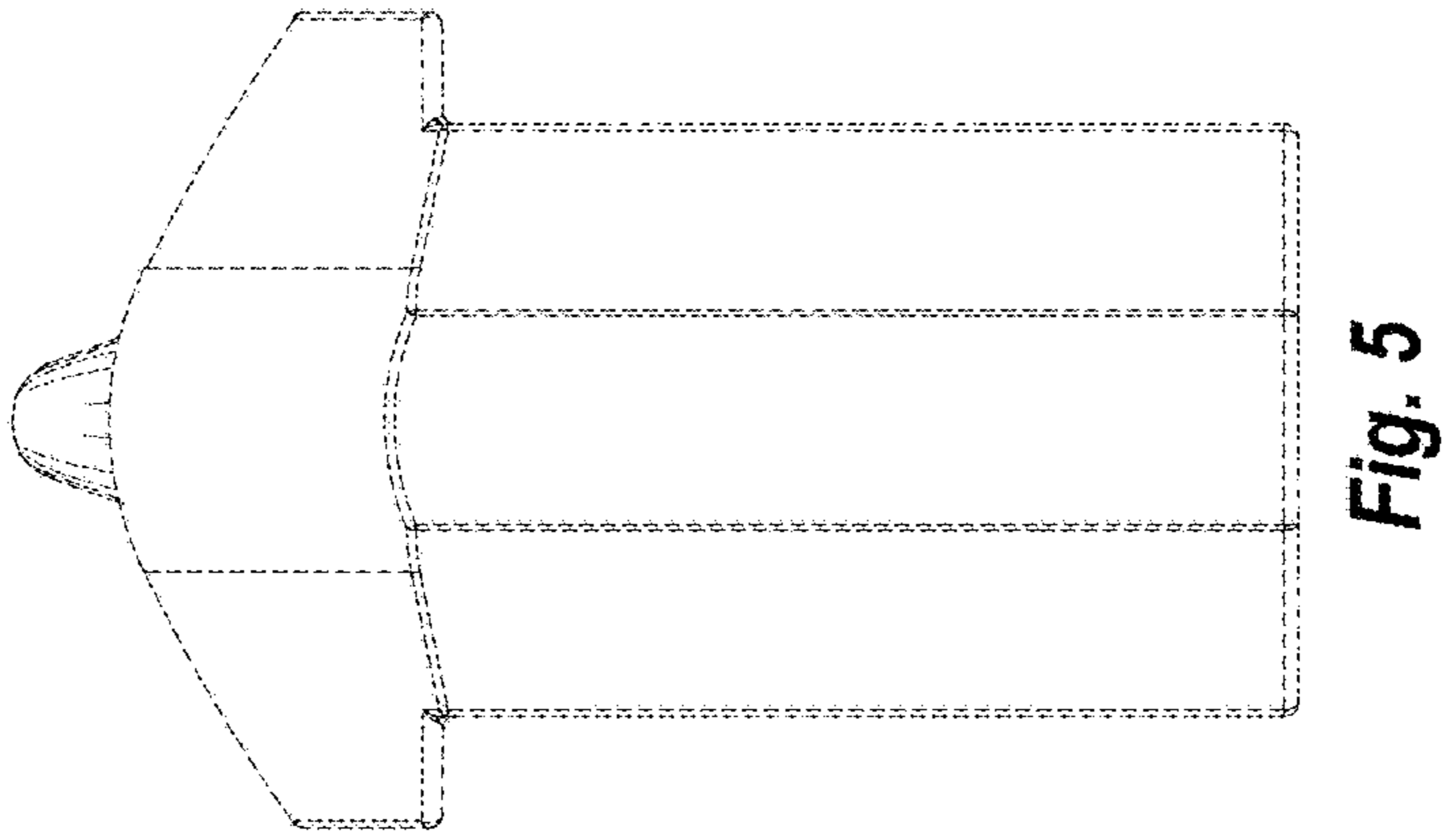
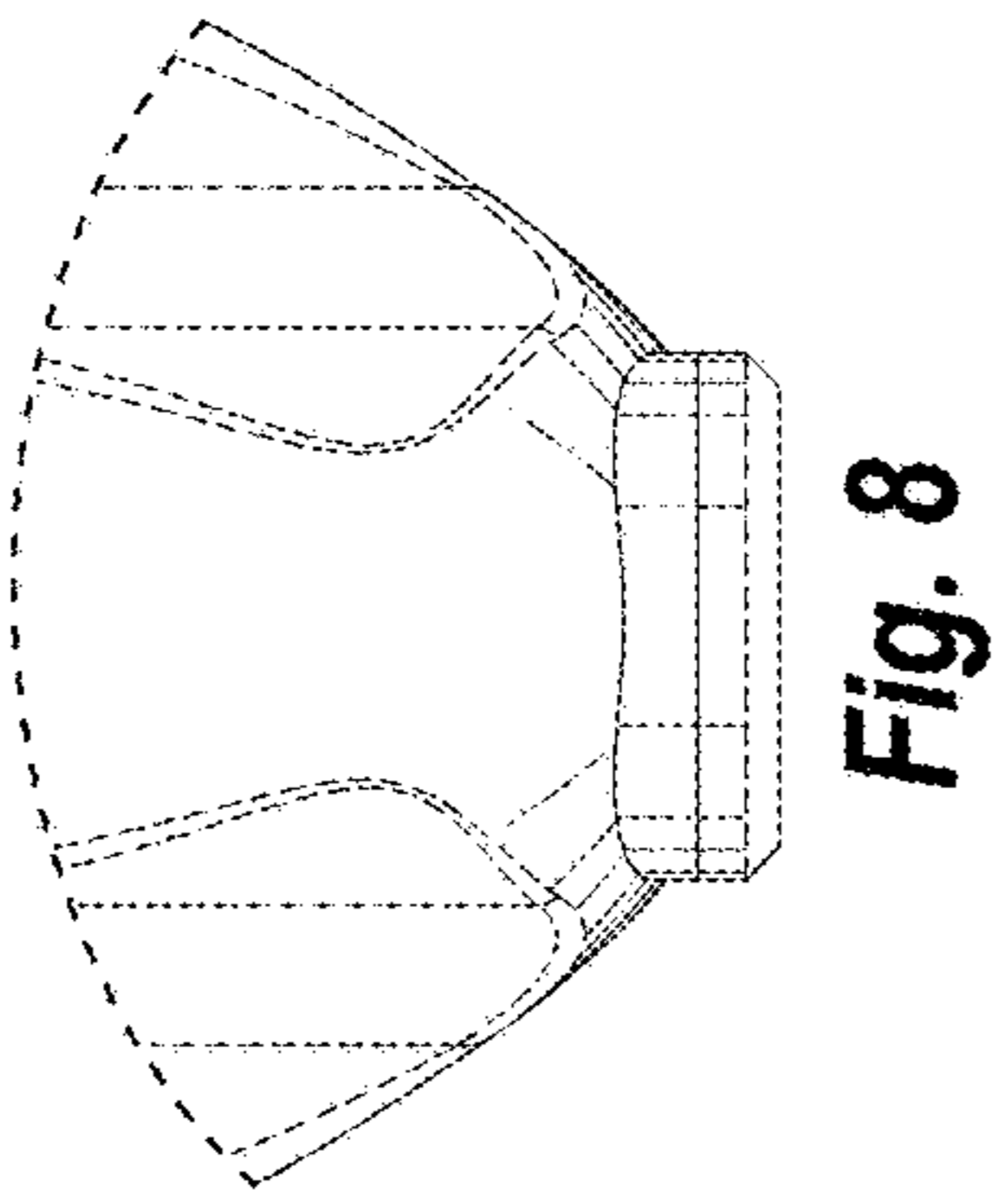
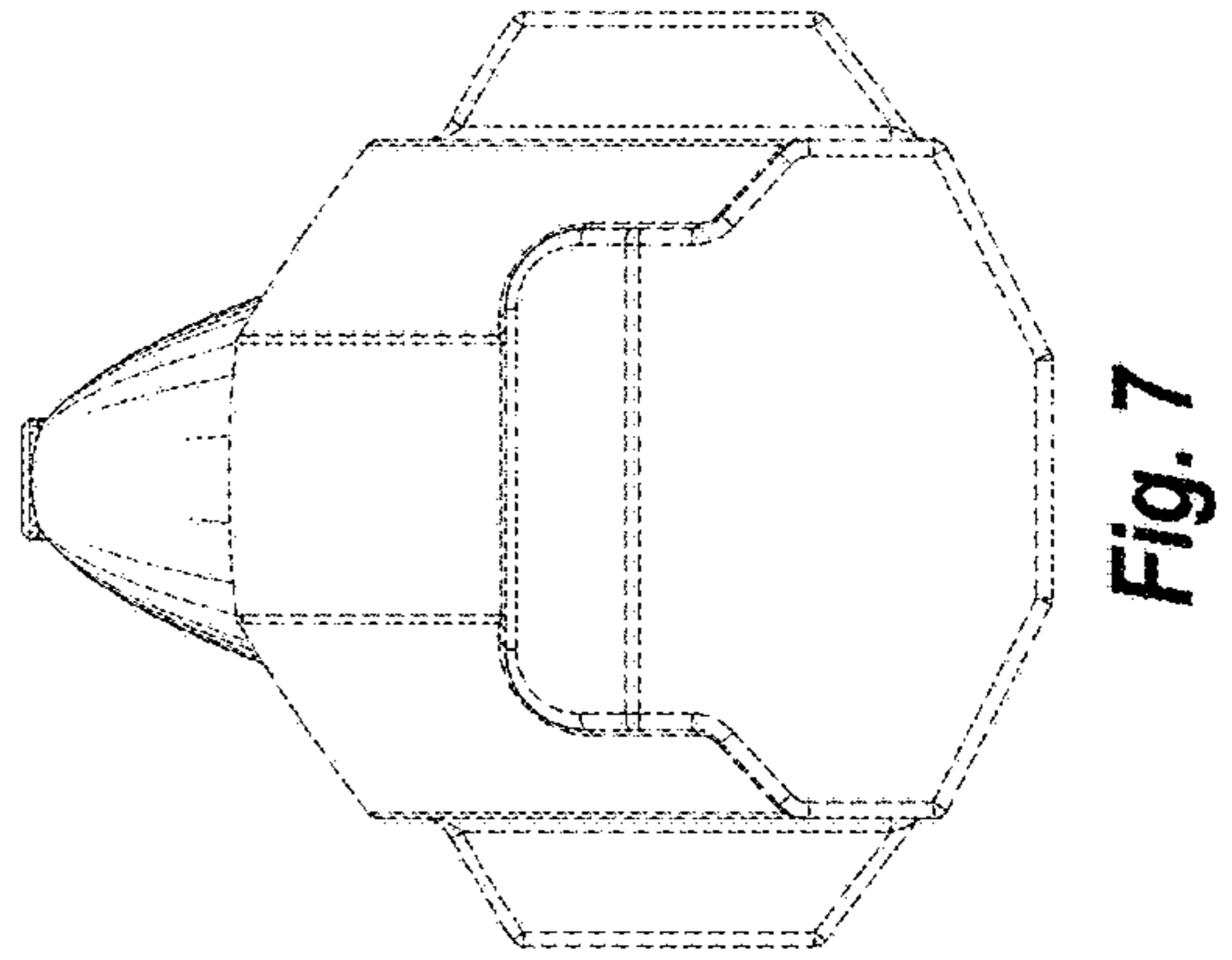
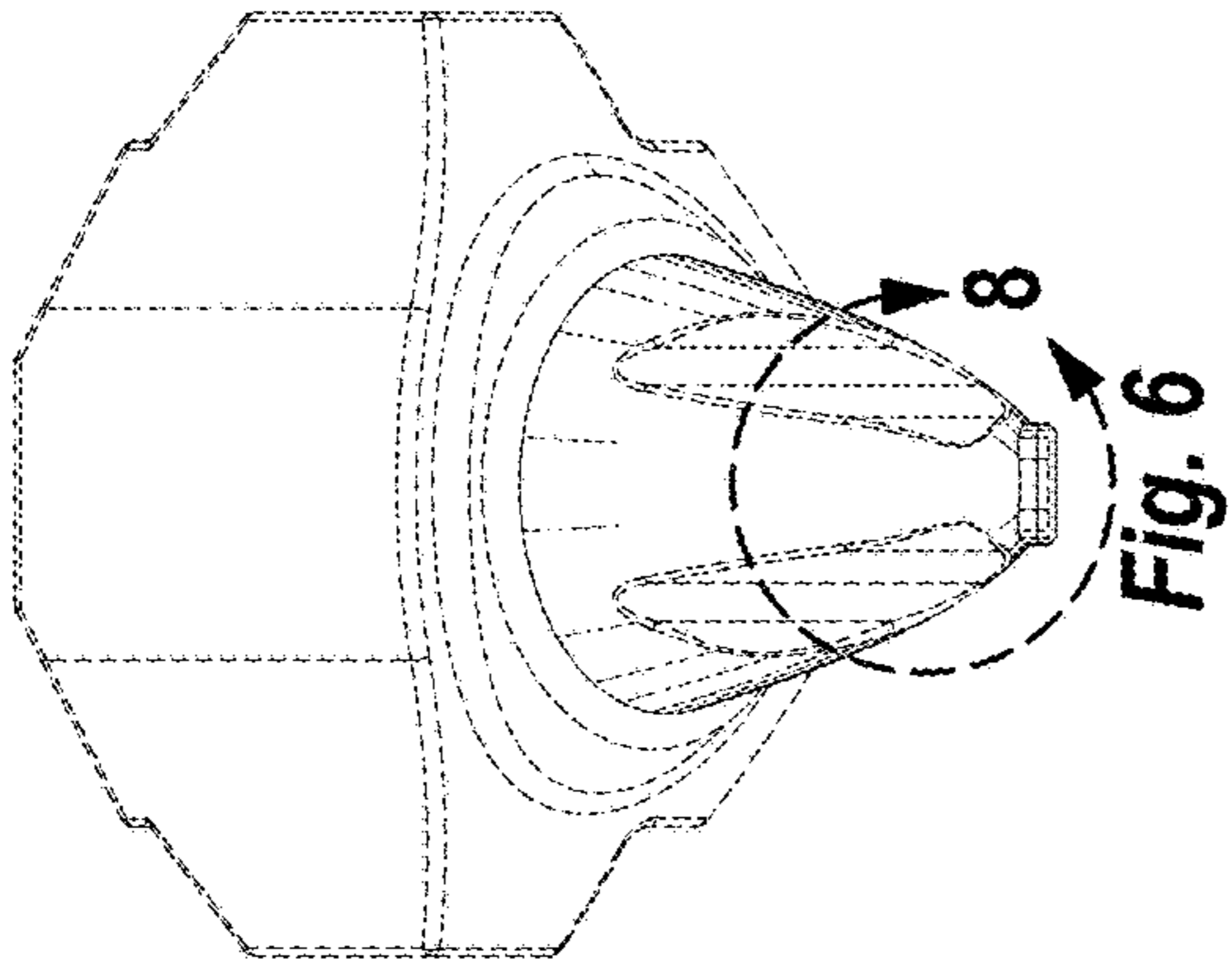


Fig. 2



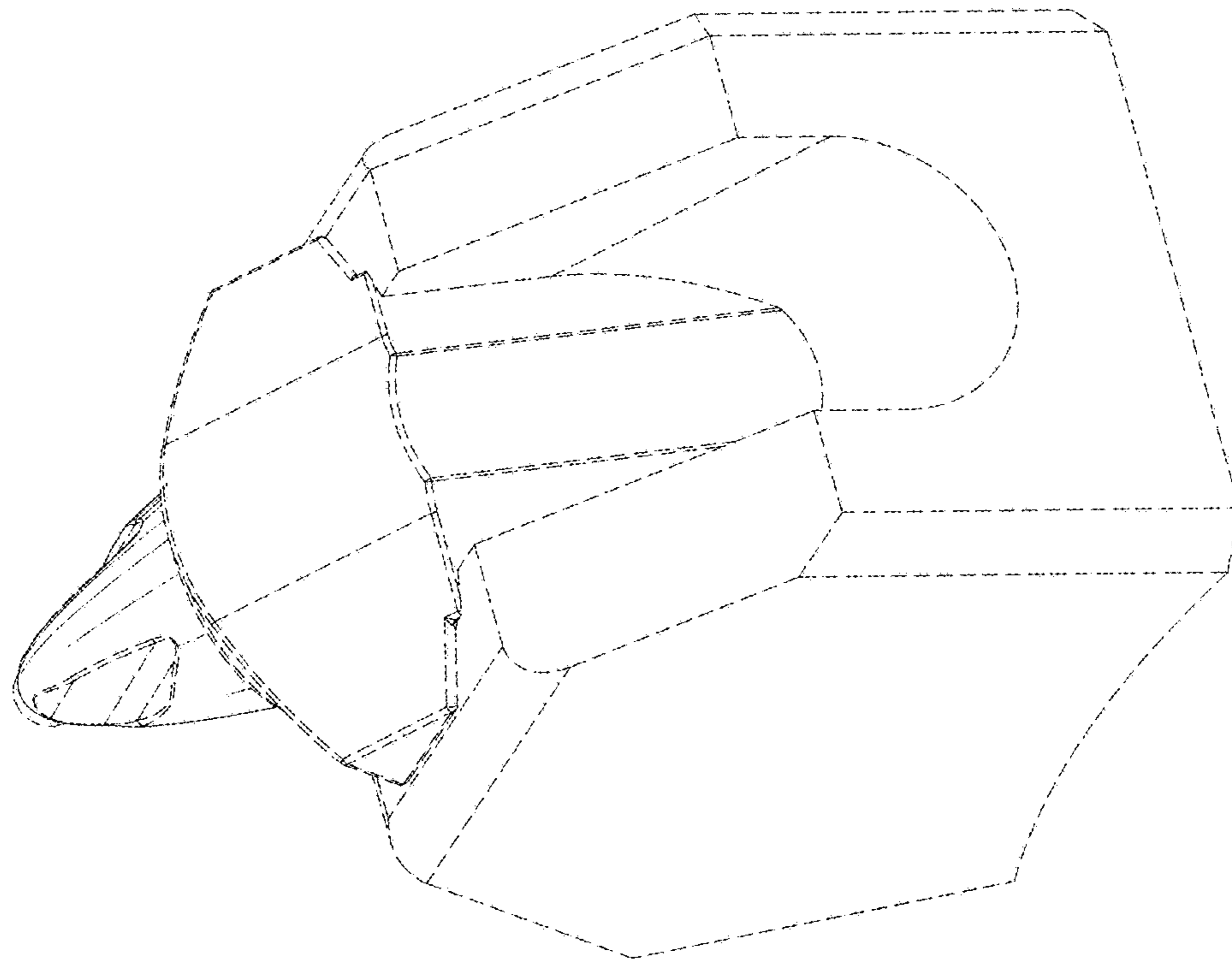


Fig. 9

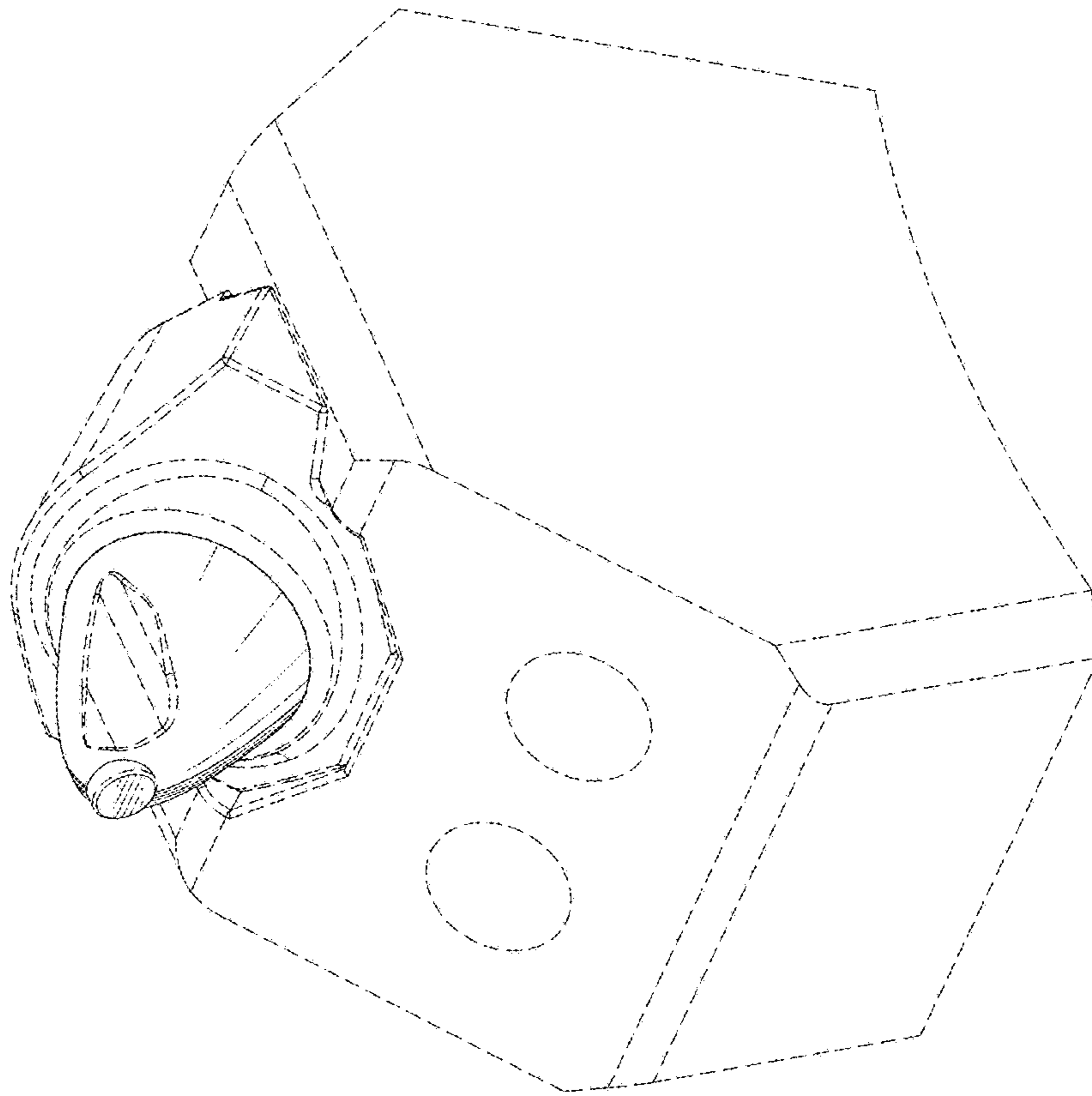


Fig. 10

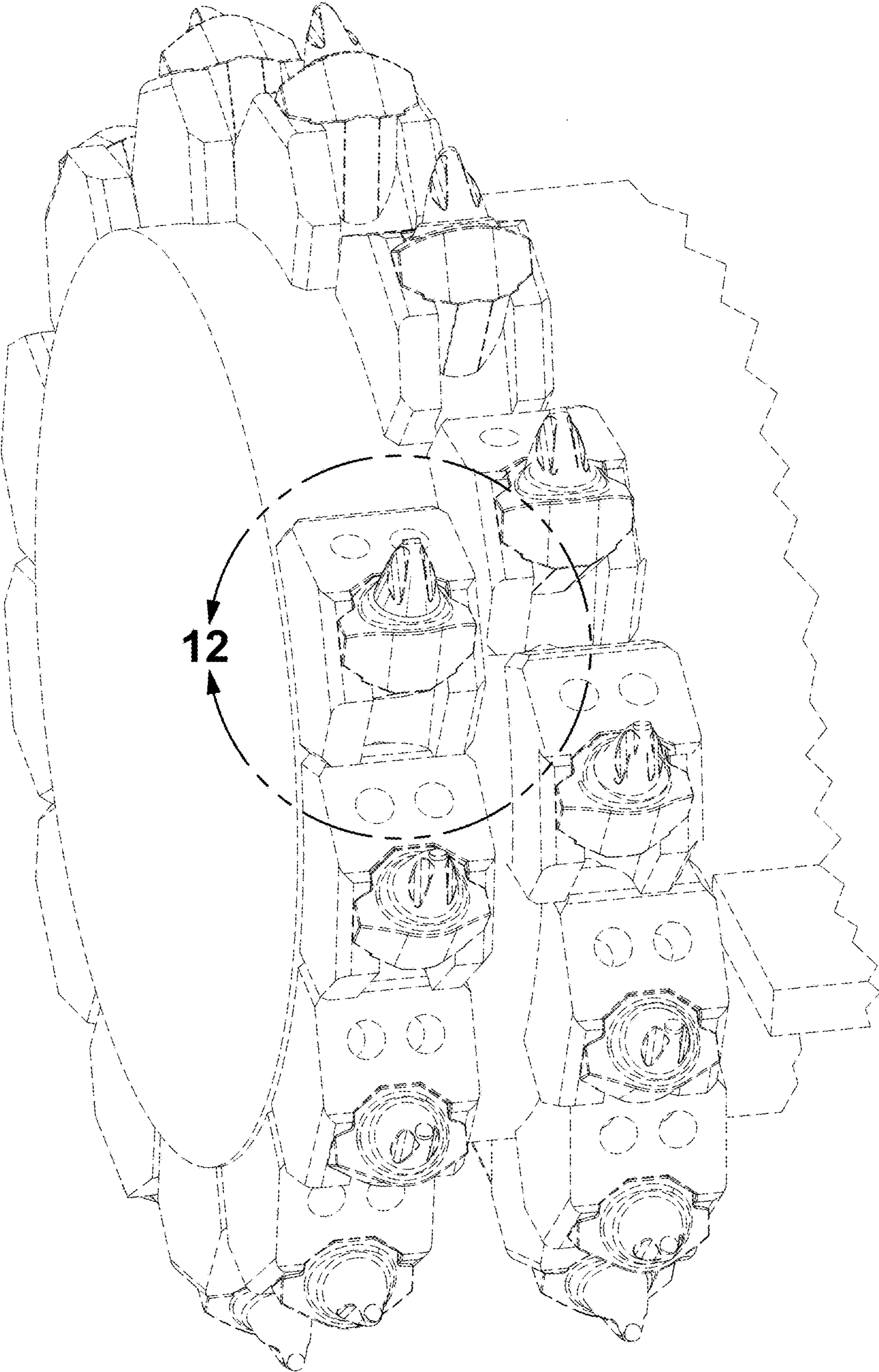


Fig. 11

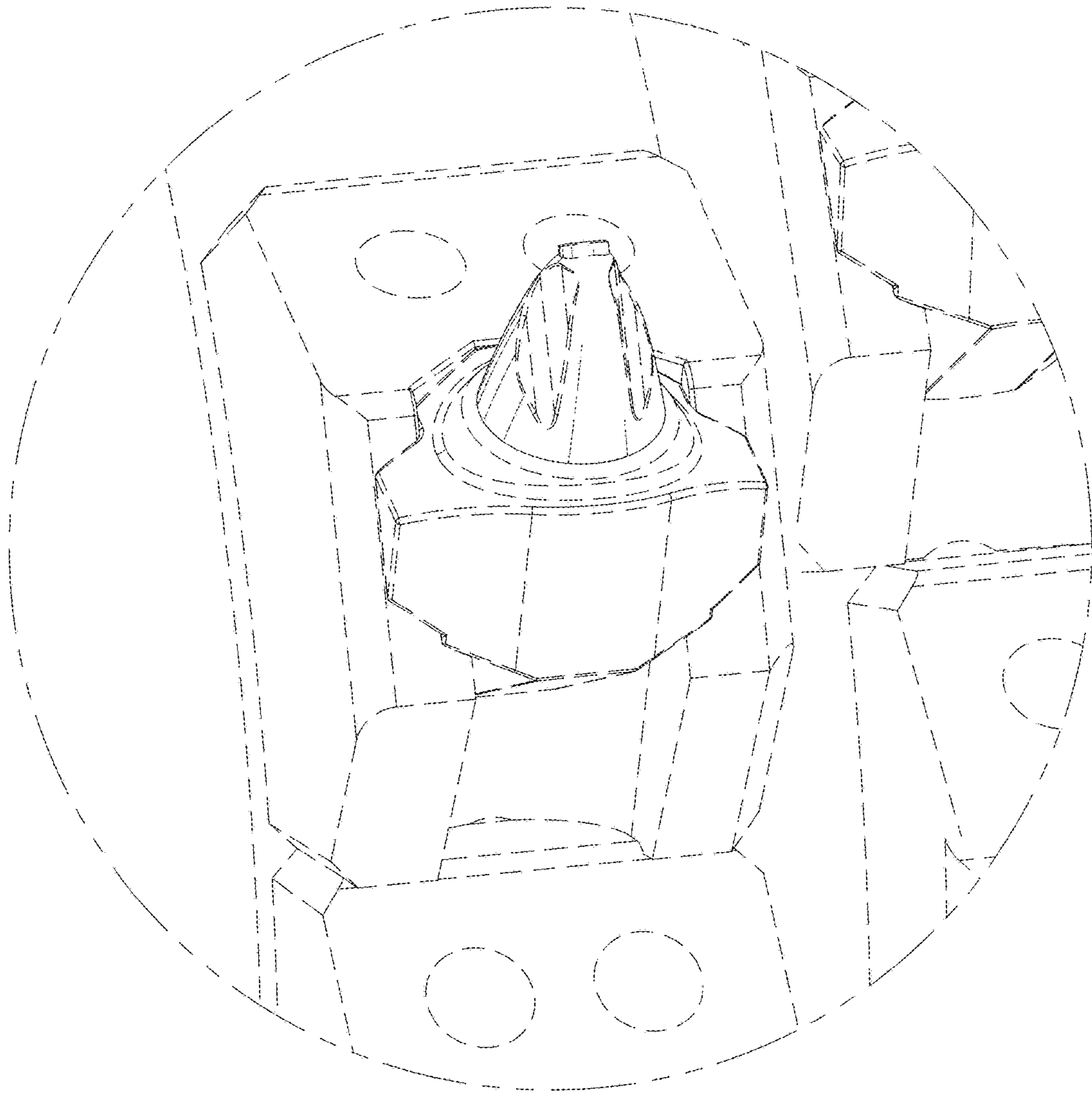


Fig. 12