



US00D798343S

(12) **United States Design Patent** (10) **Patent No.:** **US D798,343 S**  
**Kwon et al.** (45) **Date of Patent:** **\*\* Sep. 26, 2017**

(54) **REFRIGERATOR**  
(71) Applicant: **SAMSUNG ELECTRONICS CO., LTD.**, Suwon-si (KR)  
(72) Inventors: **Yoonjoo Kwon**, Seoul (KR); **Binna Kim**, Seoul (KR); **Youngmin Park**, Seoul (KR); **Sunmin Lee**, Seoul (KR); **Honguk Lee**, Seongnam-si (KR)  
(73) Assignee: **Samsung Electronics Co., Ltd.**, Suwon-si (KR)

D676,467 S \* 2/2013 Kim ..... D15/86  
D686,644 S 7/2013 Lee et al.  
D692,033 S \* 10/2013 Choi ..... D15/86  
D692,929 S \* 11/2013 Seo ..... D15/86  
D703,245 S \* 4/2014 Seo ..... D15/86  
D711,435 S \* 8/2014 Boo ..... D15/86  
D711,934 S \* 8/2014 Boo ..... D15/86

(Continued)

**FOREIGN PATENT DOCUMENTS**

EM 002506444-0010 1/2015  
KR 30-2009-0006831 4/2010

*Primary Examiner* — Mitchell Siegel  
*Assistant Examiner* — Khawaj Anwar  
(74) *Attorney, Agent, or Firm* — NSIP Law

(\*\*) Term: **15 Years**  
(21) Appl. No.: **29/575,586**  
(22) Filed: **Aug. 26, 2016**

(30) **Foreign Application Priority Data**

Mar. 28, 2016 (KR) ..... 30-2016-0014335

(51) **LOC (10) Cl.** ..... **15-07**  
(52) **U.S. Cl.**  
USPC ..... **D15/86**

(58) **Field of Classification Search**  
USPC ..... D15/79-91  
CPC ..... F25B 41/04; F25B 1/10; F25B 2400/13;  
F25B 2600/25; F25B 13/00; F25B 2313/007; F25B 2313/0231; F25B 2313/0253; F25B 2313/027; F25B 2313/029; F25B 2313/0292; F25B 2500/01; F25B 2500/06; F25B 2600/021; F25B 2600/0253; F25B 2600/0261; F25B 2600/027; F25B 2600/2511; F25B 2700/2106; F25B 30/02; F25B 31/004; F25B 41/046; F25B 49/00; F25B 49/02; F25B 49/022; F25B 49/025; F25B 5/02  
See application file for complete search history.

(56) **References Cited**

**U.S. PATENT DOCUMENTS**

D614,209 S \* 4/2010 Kristiansen ..... D15/86  
D674,823 S \* 1/2013 Jidam ..... D15/86

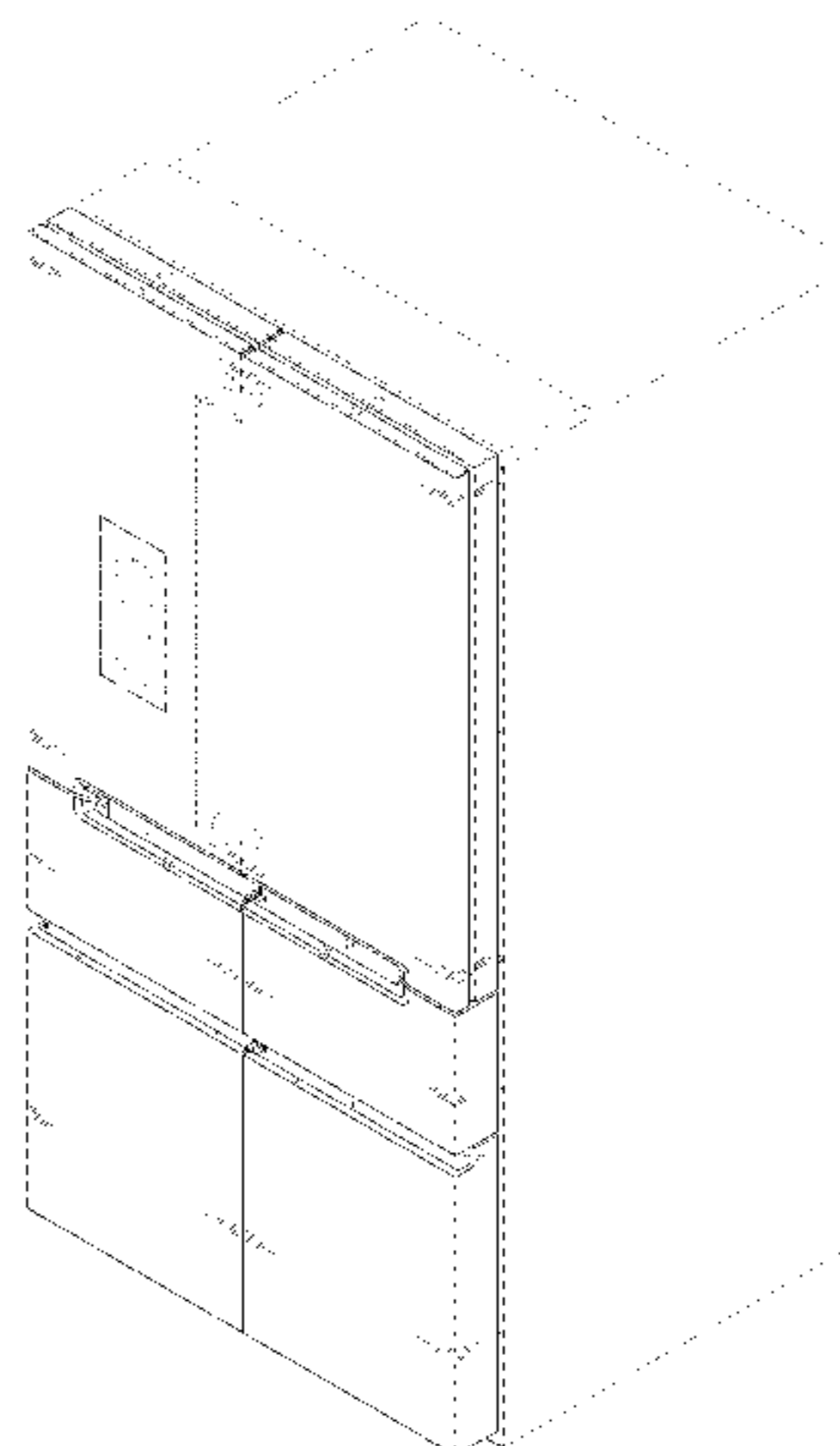
(57) **CLAIM**

We claim the ornamental design for a refrigerator, as shown and described.

**DESCRIPTION**

FIG. 1 is a right front perspective view of a refrigerator showing our new design;  
FIG. 2 is a front view thereof;  
FIG. 3 is a rear view thereof;  
FIG. 4 is a left-side view thereof;  
FIG. 5 is a right-side view thereof;  
FIG. 6 is a top view thereof;  
FIG. 7 is a bottom view thereof; and,  
FIG. 8 is a bottom perspective view thereof.  
The dash-dash broken lines in the figures depict environmental subject matter and form no part of the claimed design.  
The dot-dash broken lines in the figures represent an unclaimed boundary line and form no part of the claimed design.

**1 Claim, 8 Drawing Sheets**



(56)

**References Cited**

U.S. PATENT DOCUMENTS

D711,935 S \* 8/2014 Lee ..... D15/86  
D714,364 S \* 9/2014 Jeon ..... D15/86

\* cited by examiner

FIG. 1

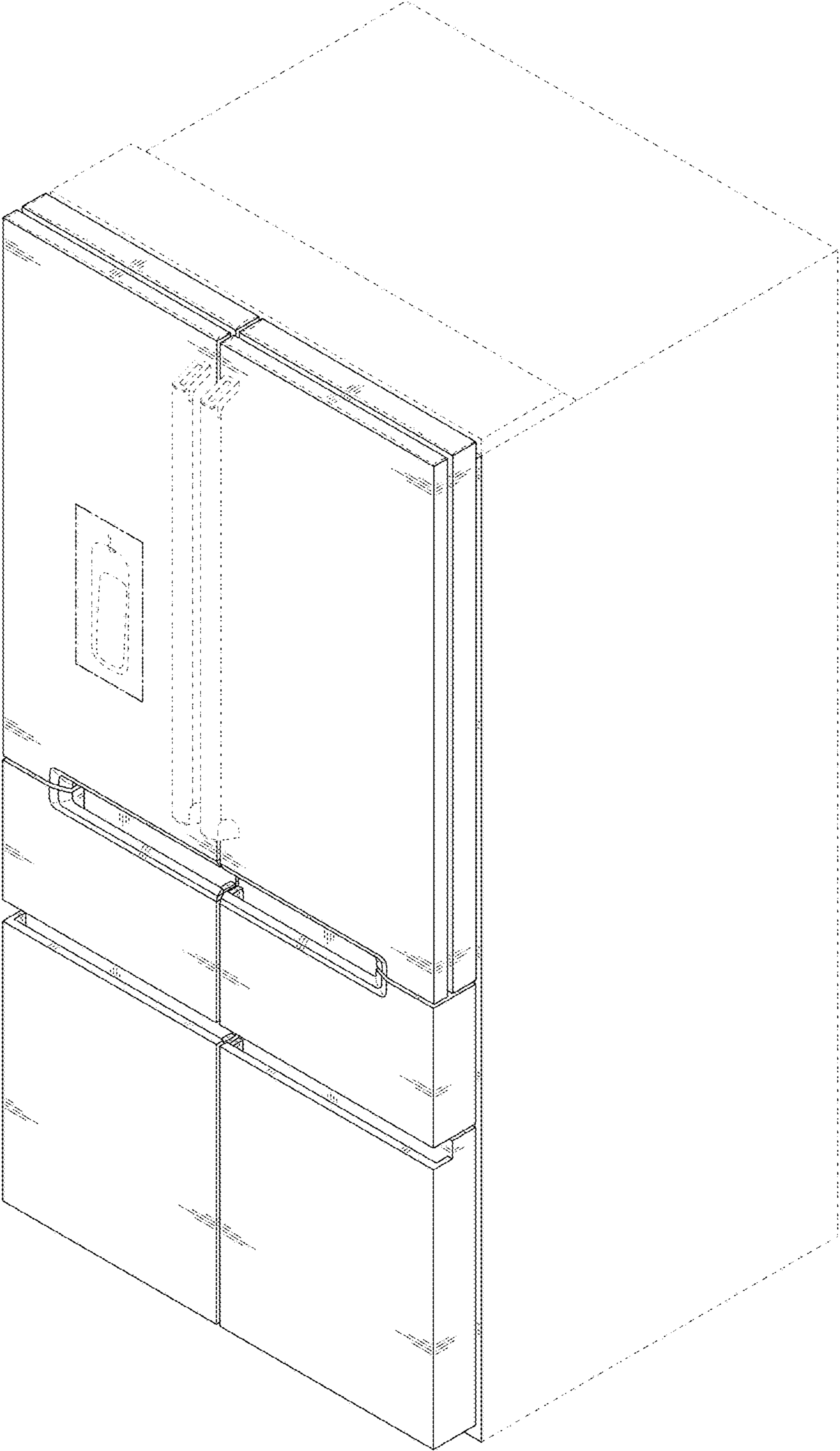


FIG. 2

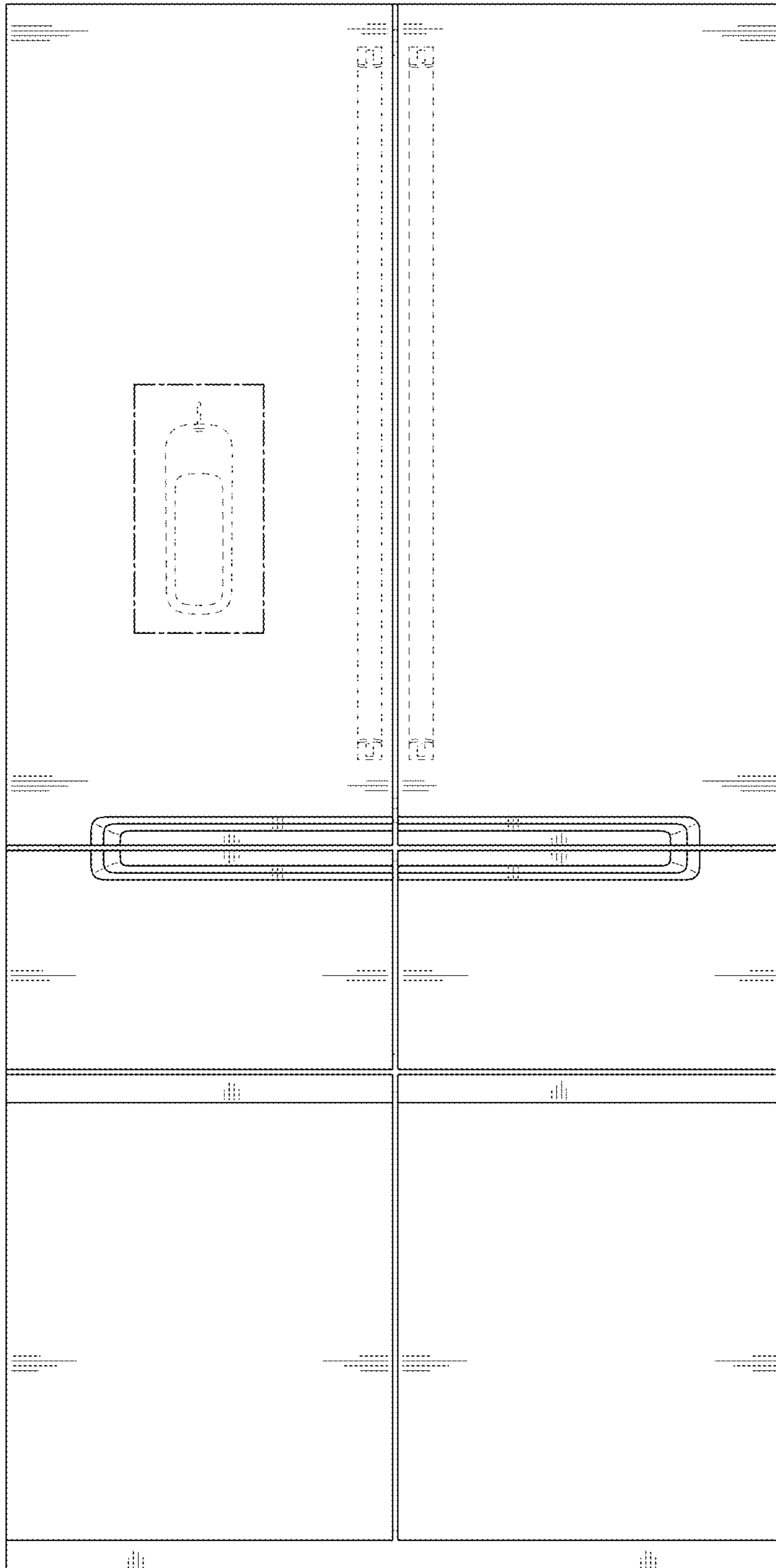


FIG. 3



FIG. 4

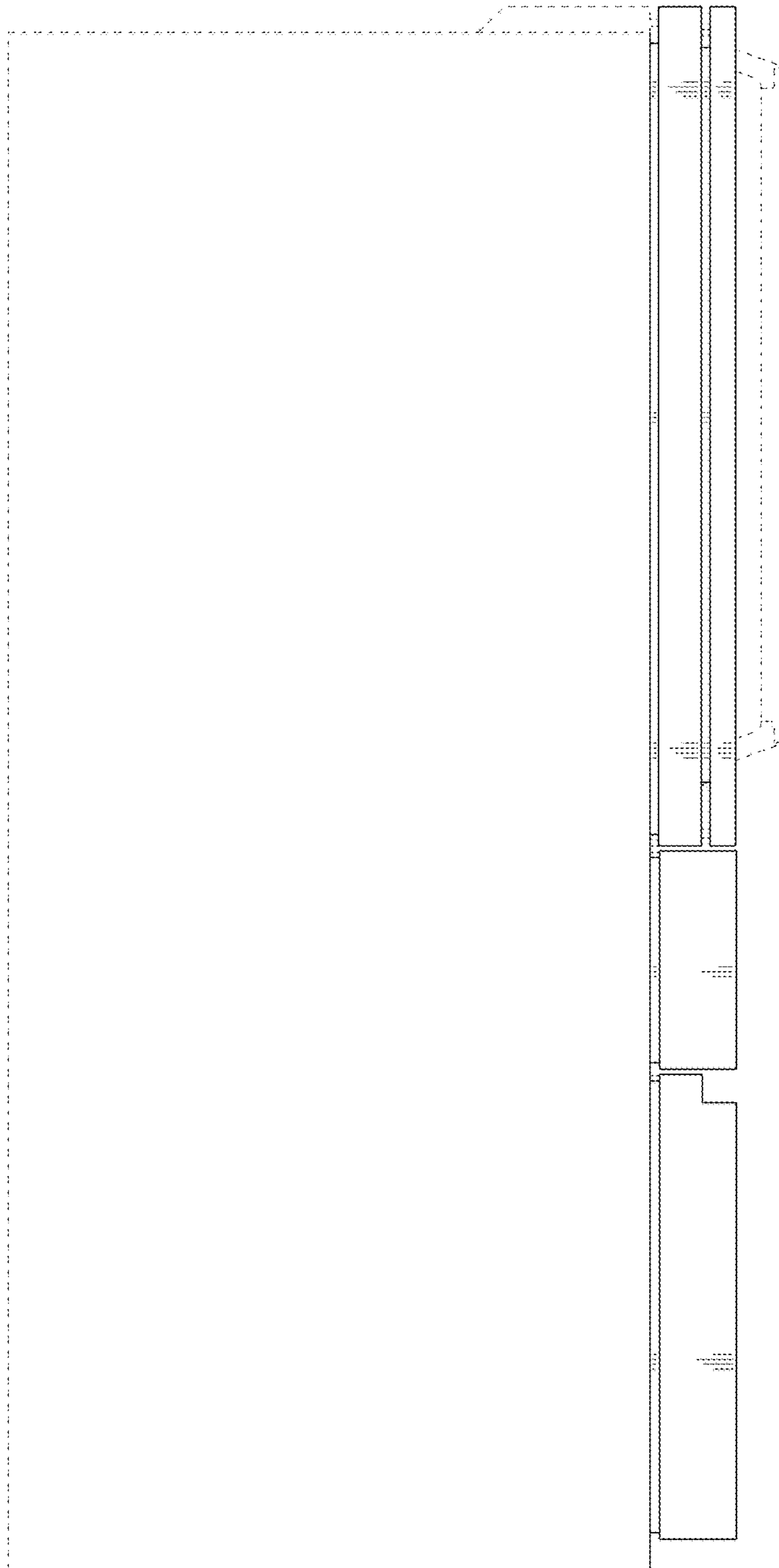


FIG. 5

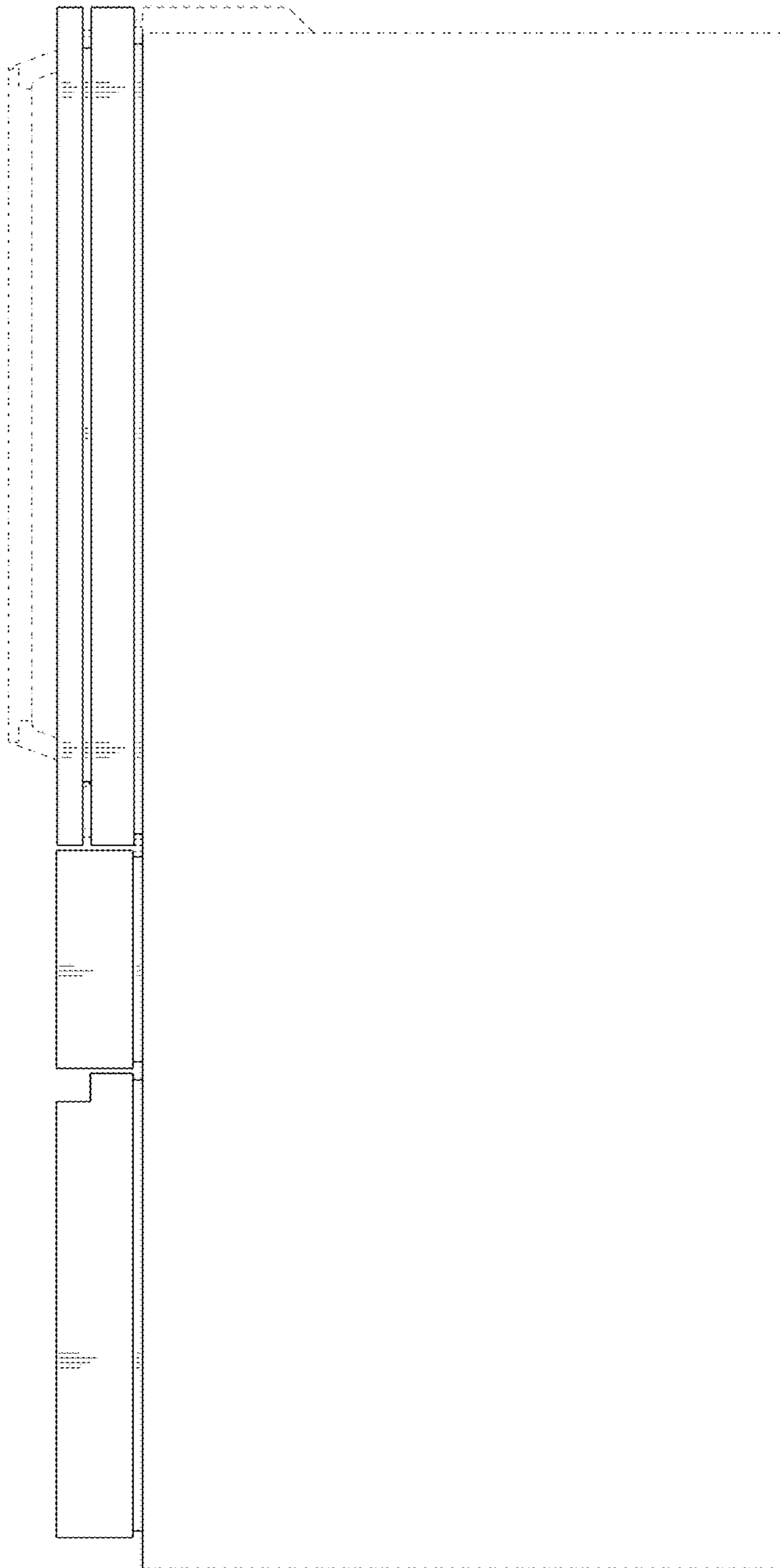


FIG. 6

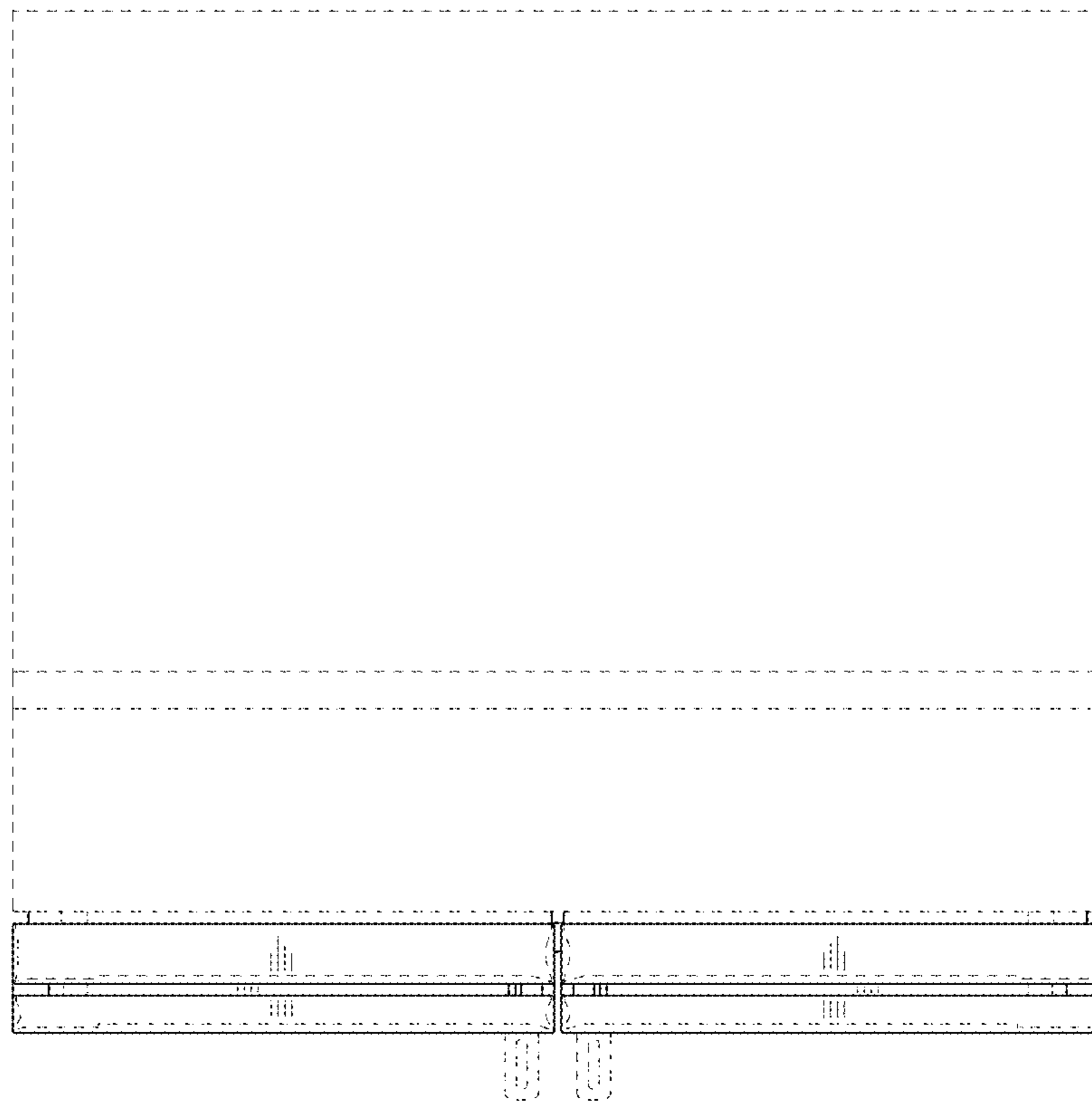




FIG. 7

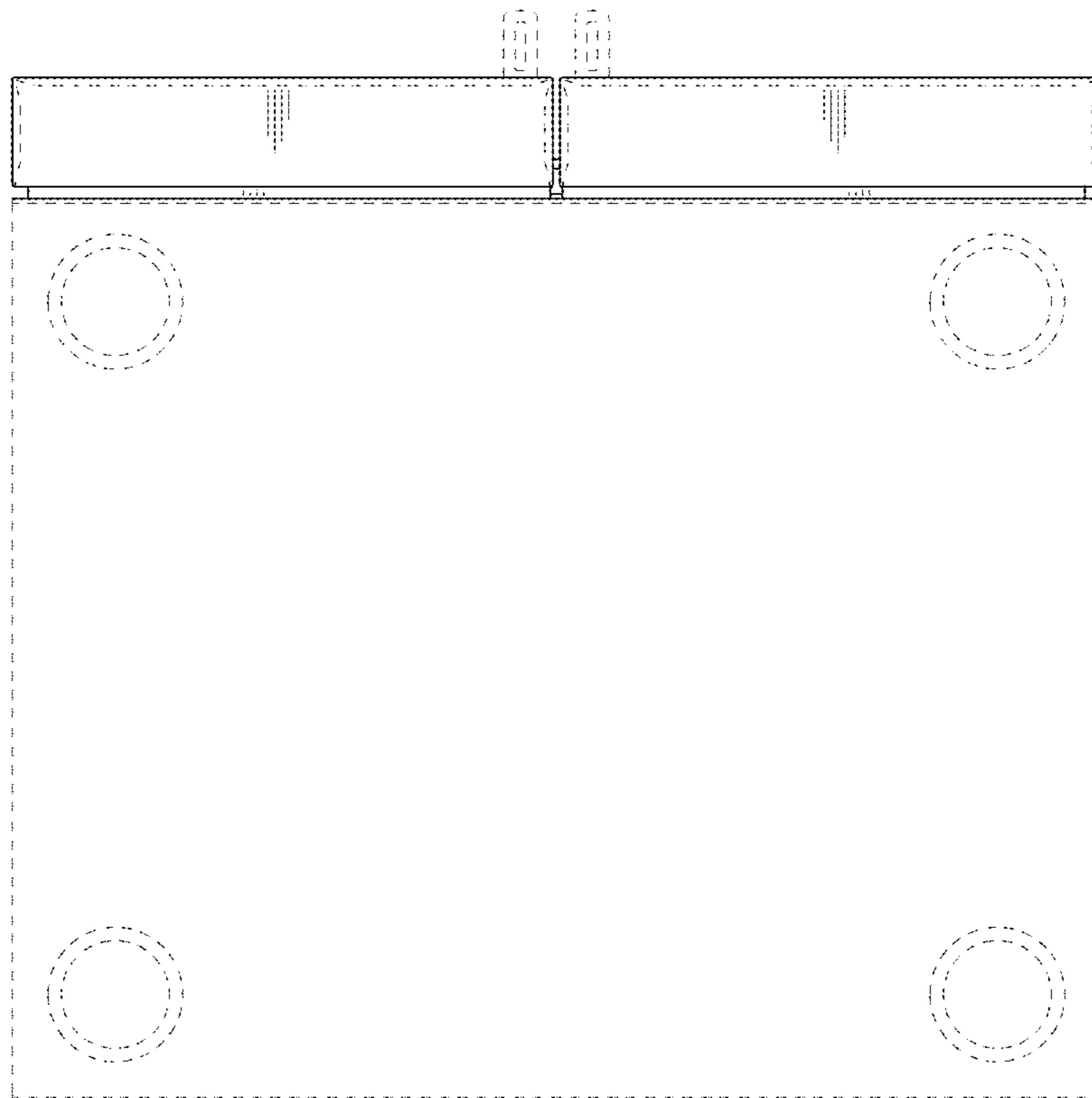


FIG. 8

