



US00D798339S

(12) **United States Design Patent**
Yang et al.

(10) **Patent No.:** **US D798,339 S**

(45) **Date of Patent:** **** Sep. 26, 2017**

(54) **WIRELESS AUDIO ADAPTER**

(71) Applicant: **Bose Corporation**, Framingham, MA (US)

(72) Inventors: **Ju Yang**, Shenzhen (CN); **Richard J. Carbone**, Sterling, MA (US)

(73) Assignee: **Bose Corporation**, Framingham, MA (US)

(**) Term: **15 Years**

(21) Appl. No.: **29/575,571**

(22) Filed: **Aug. 26, 2016**

(51) **LOC (10) Cl.** **14-03**

(52) **U.S. Cl.**
USPC **D14/496; D14/203.1**

(58) **Field of Classification Search**
USPC D14/496, 401, 435, 474, 483, 217, 137, D14/138, 160, 168, 356, 203.1–203.8, D14/507; 345/156, 169, 173–179, 905; 715/727–729, 864; 710/1, 5, 8; 713/1, 713/600; 455/1.1, 1.7, 73, 344–347, 93, 455/95, 3.01–3.06, 550.1, 573.1; 370/342–344; 369/1, 2, 6–12; 463/43–47; 273/148 B; D9/435, 454, D9/428, 519
CPC .. A63F 13/00; A63F 11/00; A63F 2300/8047; G06F 17/00
See application file for complete search history.

(56) **References Cited**

U.S. PATENT DOCUMENTS

5,914,707 A * 6/1999 Kono G06K 19/08
345/173
6,955,606 B2 * 10/2005 Taho A63F 13/10
463/1

D513,617 S * 1/2006 Tierney D14/496
D526,648 S * 8/2006 Andre D14/314
7,280,802 B2 * 10/2007 Grady G06F 1/1632
320/107
D558,790 S * 1/2008 Yu D14/496
D594,875 S * 6/2009 Sheba D14/203.3
D628,560 S * 12/2010 Bodley D14/217
D633,503 S * 3/2011 Bo D14/434
D650,394 S * 12/2011 Seoc D14/496
8,185,222 B2 * 5/2012 Griffin, Jr. H04M 1/6091
700/94
8,638,958 B2 * 1/2014 Wells H04R 1/025
36/139
D765,140 S * 8/2016 Peng D14/496

* cited by examiner

Primary Examiner — Prabhakar Deshmukh

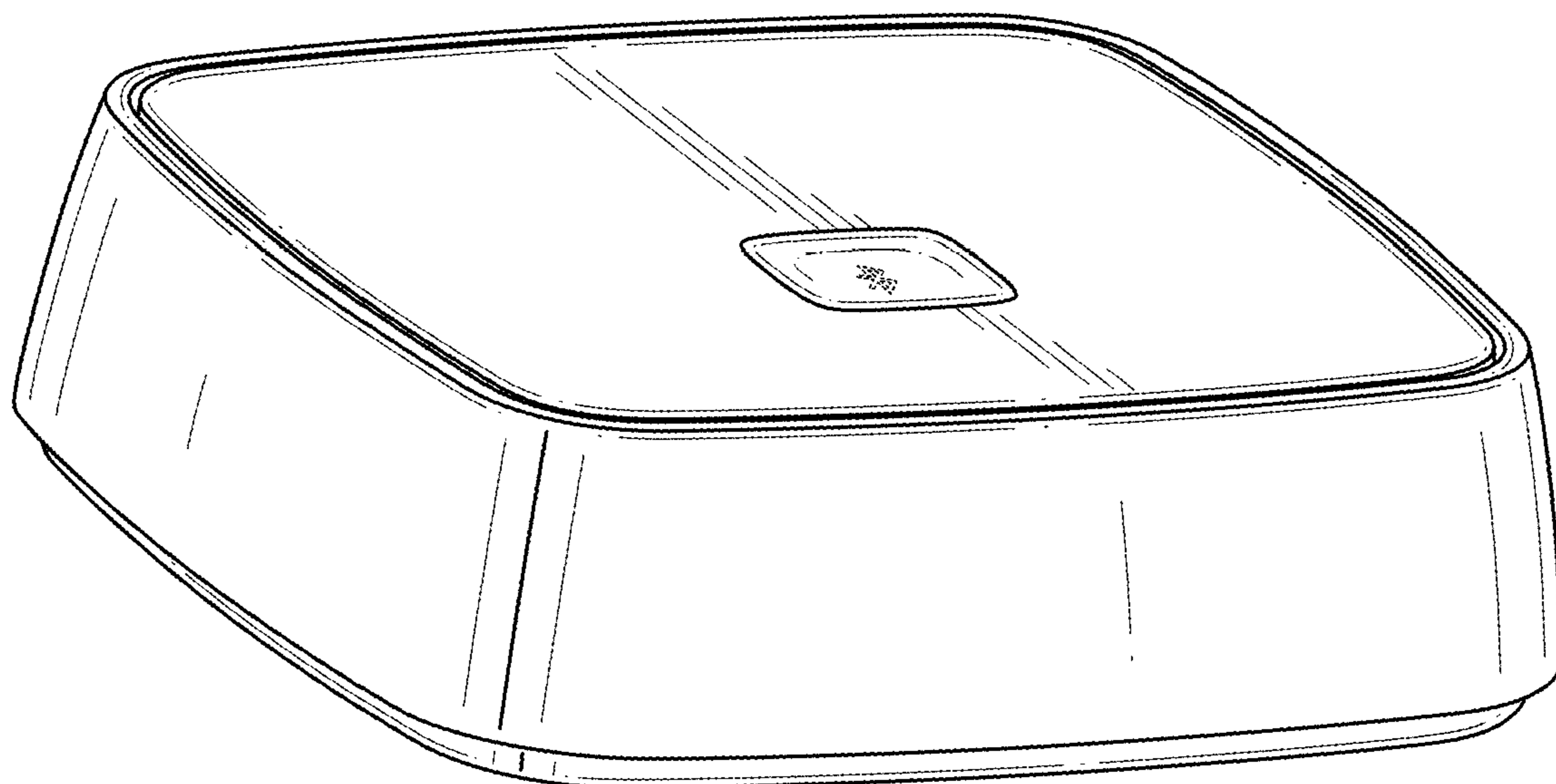
(57) **CLAIM**

The ornamental design for a wireless audio adapter, substantially as shown and described.

DESCRIPTION

FIG. 1 is a perspective view of a wireless audio adapter as seen from the front, top and side;
FIG. 2 is a top view thereof;
FIG. 3 is a front view thereof;
FIG. 4 is a bottom view thereof;
FIG. 5 is a rear view thereof;
FIG. 6 is a side view thereof; and,
FIG. 7 is an opposite side view thereof.
The dotted line portions of the drawings represent environmental structure only and form no part of the claimed design.

1 Claim, 4 Drawing Sheets



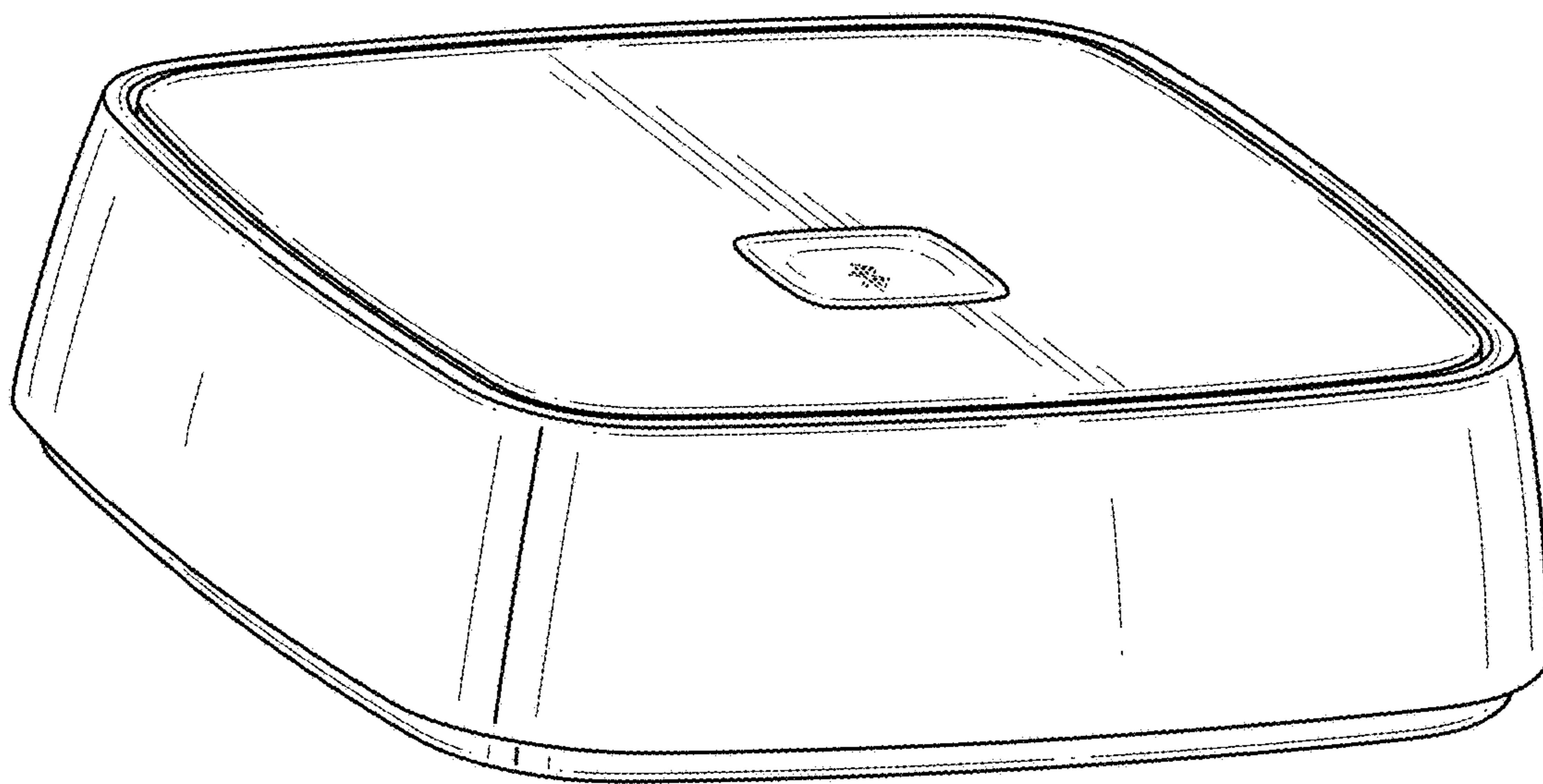


FIG. 1

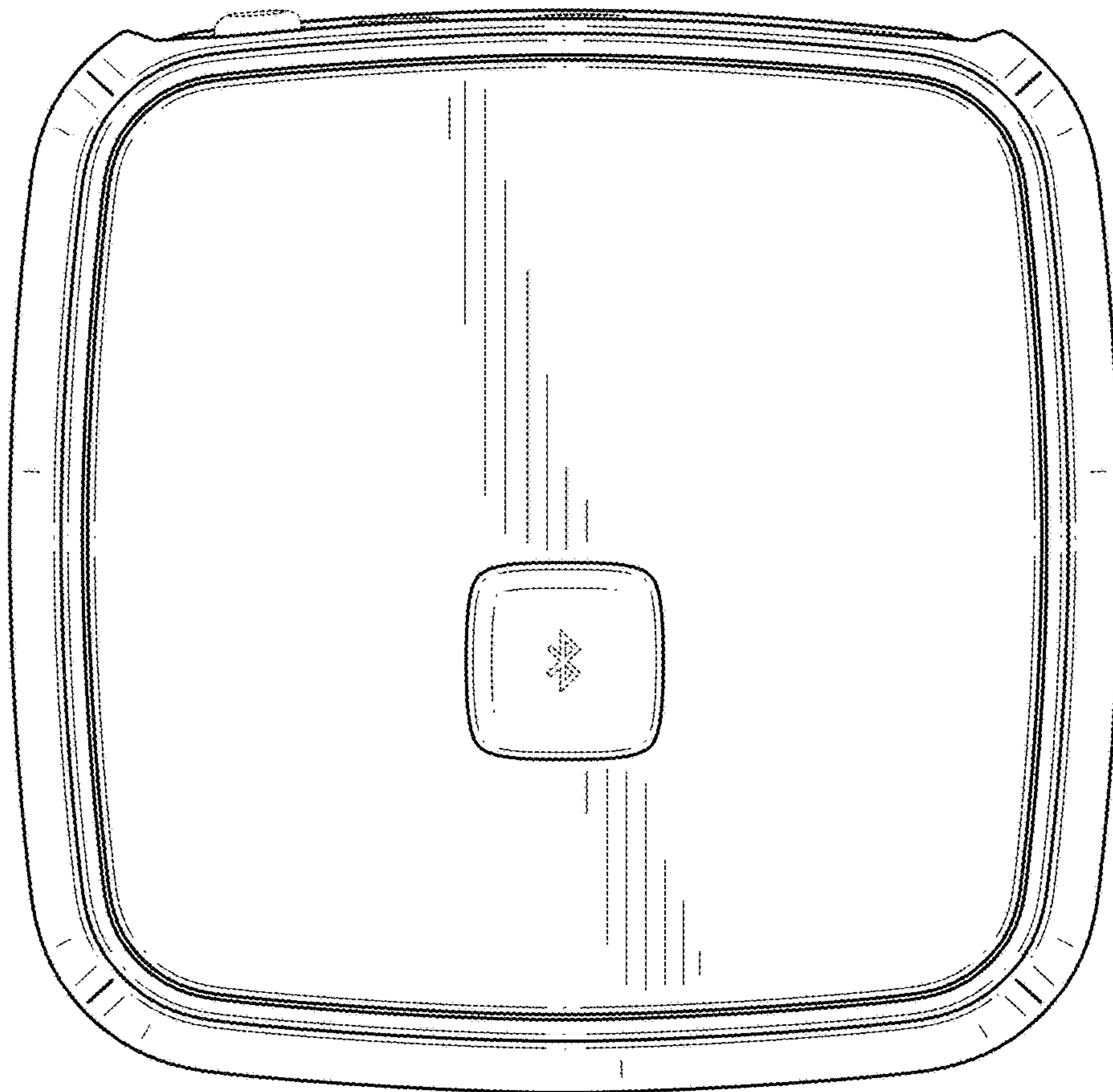


FIG. 2

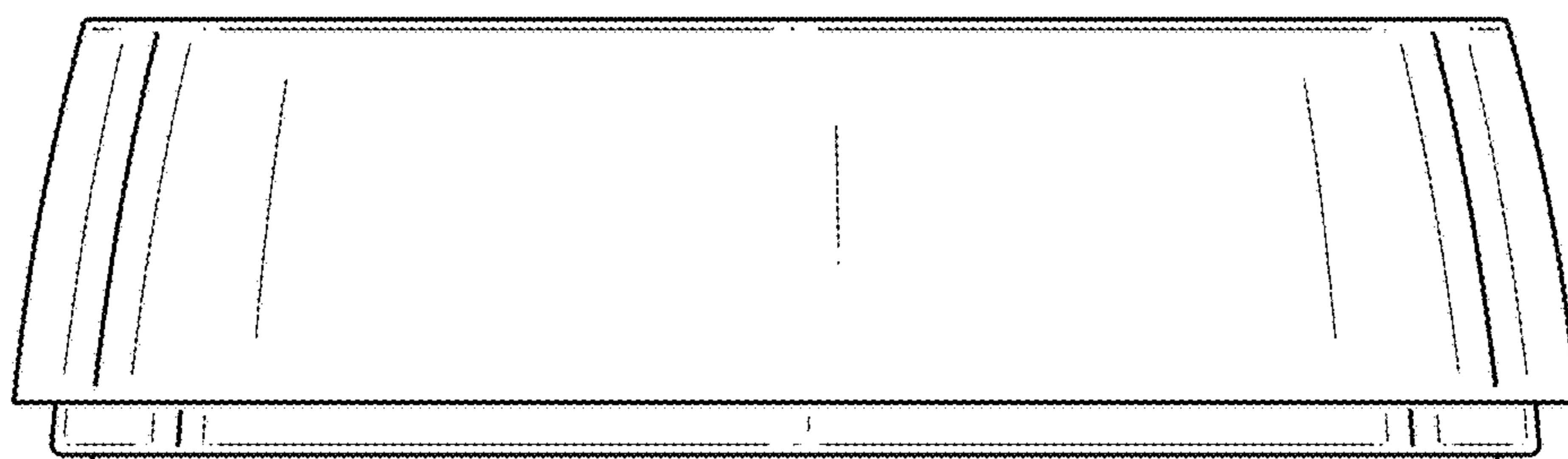


FIG. 3

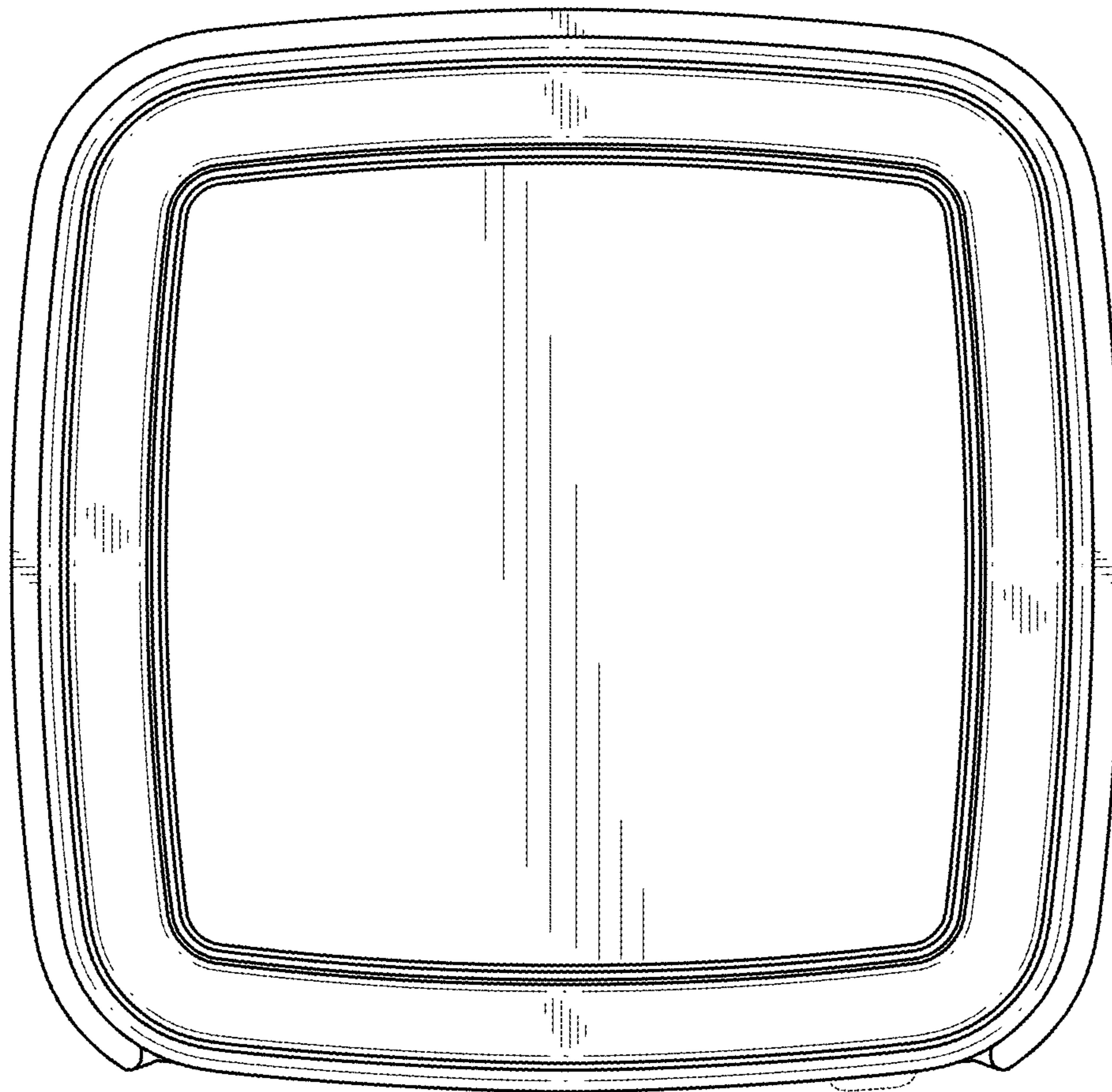


FIG. 4

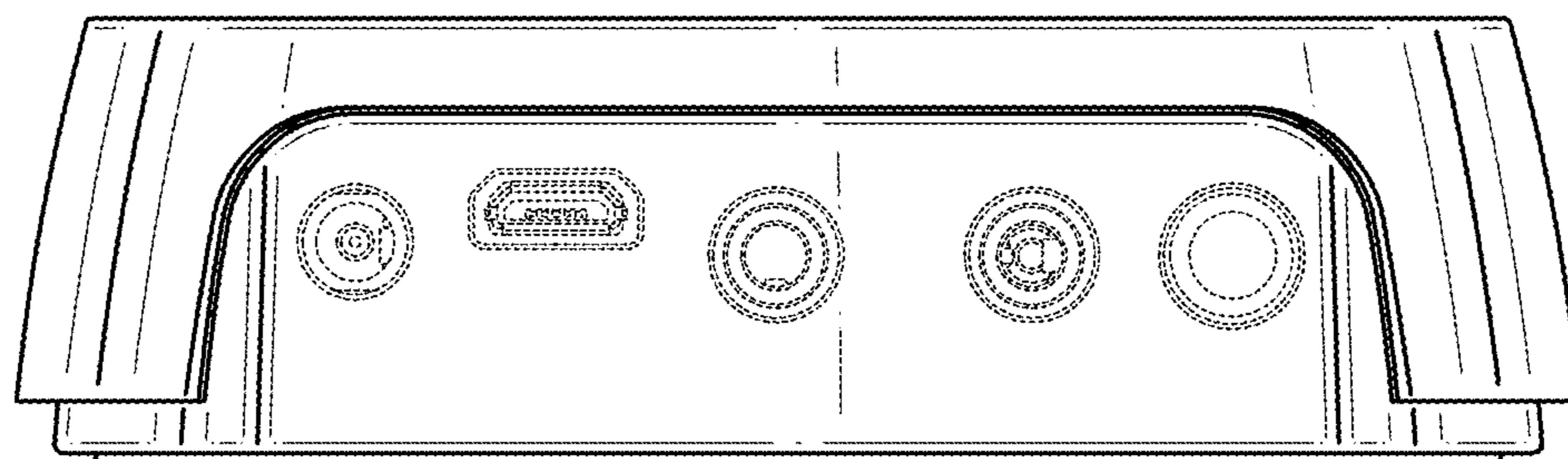


FIG. 5

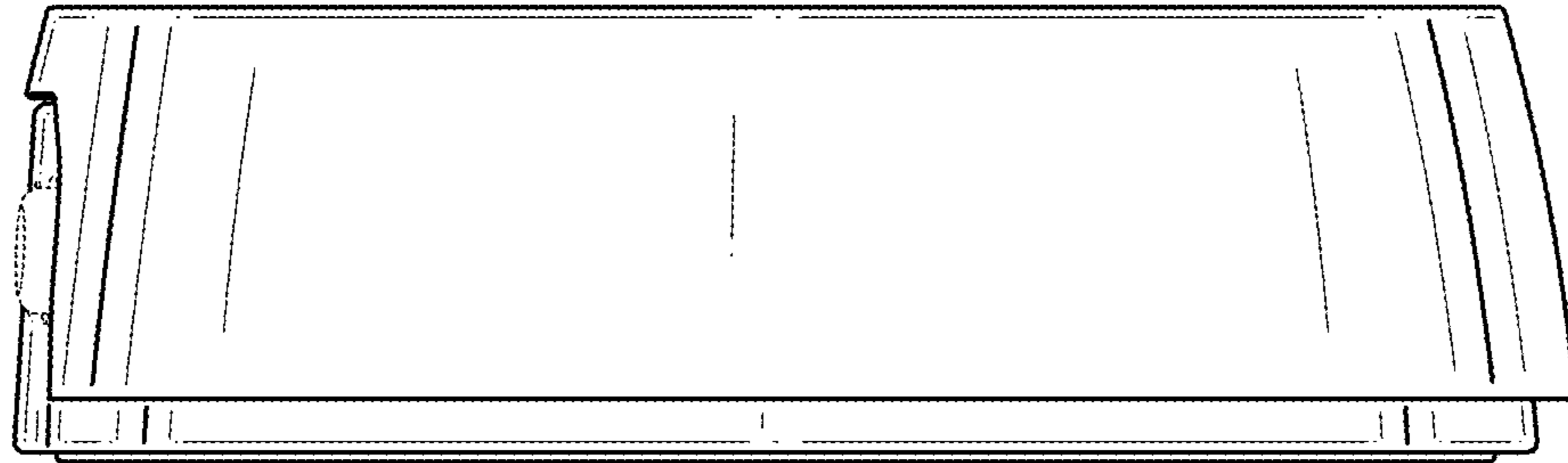


FIG. 6

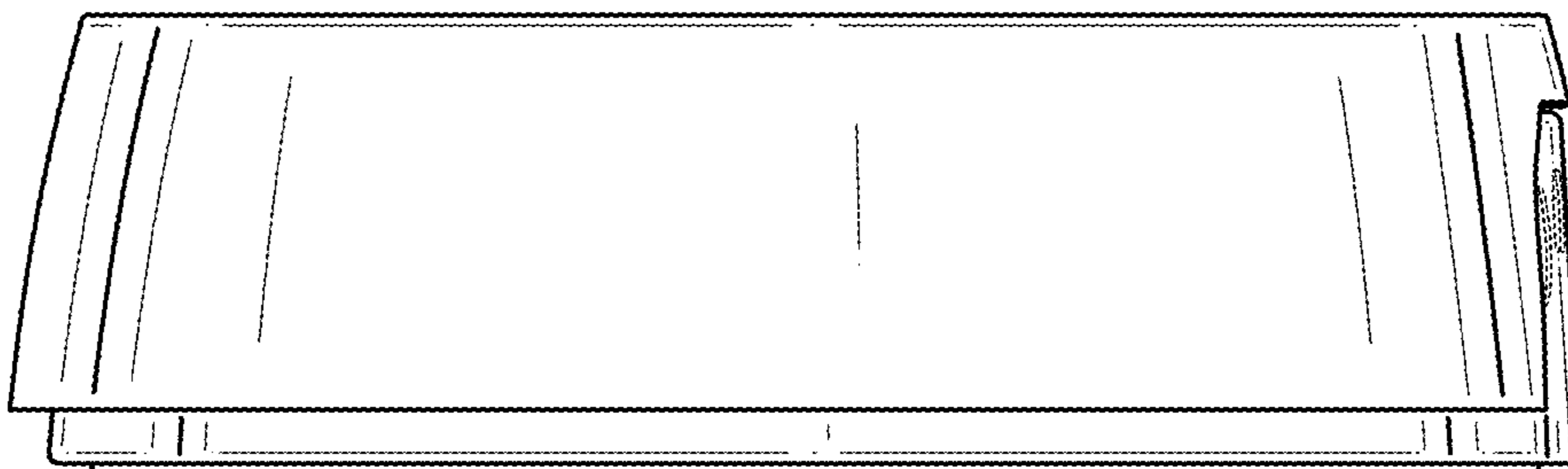


FIG. 7