



US00D798324S

(12) **United States Design Patent** (10) **Patent No.:** **US D798,324 S**
Esterly et al. (45) **Date of Patent:** **** Sep. 26, 2017**

- (54) **DISPLAY SCREEN WITH TRANSITIONAL GRAPHICAL USER INTERFACE**
- (71) Applicant: **Microsoft Corporation**, Redmond, WA (US)
- (72) Inventors: **Jonathan Esterly**, Woodinville, WA (US); **Daniel Edward Fairweather**, Sammamish, WA (US); **Taili Feng**, Bellevue, WA (US); **Linnea Smolentzov**, Seattle, WA (US)
- (73) Assignee: **Microsoft Corporation**, Redmond, WA (US)

(**) Term: **15 Years**

(21) Appl. No.: **29/563,864**

(22) Filed: **May 9, 2016**

(51) **LOC (10) Cl.** **14-04**

(52) **U.S. Cl.**
USPC **D14/486**

(58) **Field of Classification Search**
USPC D14/485-495
CPC G06T 13/00; G06T 13/80; G06F 3/04845
See application file for complete search history.

(56) **References Cited**

U.S. PATENT DOCUMENTS

6,400,383	B1 *	6/2002	Geisler	G06F 3/0481	700/121
D578,135	S	* 10/2008	Nathan	D14/487	
D616,896	S	* 6/2010	Vandeberghe	D14/486	
D628,587	S	* 12/2010	Vandeberghe	D14/491	
D628,590	S	* 12/2010	Vandeberghe	D14/488	
D640,274	S	* 6/2011	Arnold	D14/487	
D677,683	S	3/2013	Covington et al.			

8,407,691	B2 *	3/2013	Purkeypile	G06F 8/71	717/174
D681,045	S	4/2013	Covington et al.			
D689,089	S	* 9/2013	Impas	D14/489	
D689,883	S	9/2013	Holz et al.			
D693,365	S	* 11/2013	Gardner	D14/489	
D693,843	S	* 11/2013	Gardner	D14/489	
D697,528	S	* 1/2014	Vassigh	D14/488	
D711,407	S	8/2014	Holz et al.			
D712,920	S	* 9/2014	Sloo	D14/487	
D730,377	S	5/2015	Clare			
D744,512	S	* 12/2015	Shin	D14/486	
D746,301	S	12/2015	Bickel			
2002/0070969	A1 *	6/2002	Barksdale	G06F 3/0481	715/765
2006/0015847	A1 *	1/2006	Carroll	G06F 8/38	717/109

* cited by examiner

Primary Examiner — Richelle G Shelton

(74) *Attorney, Agent, or Firm* — Banner & Witcoff, Ltd.

(57) **CLAIM**

The ornamental design for a display screen with transitional graphical user interface, as shown and described.

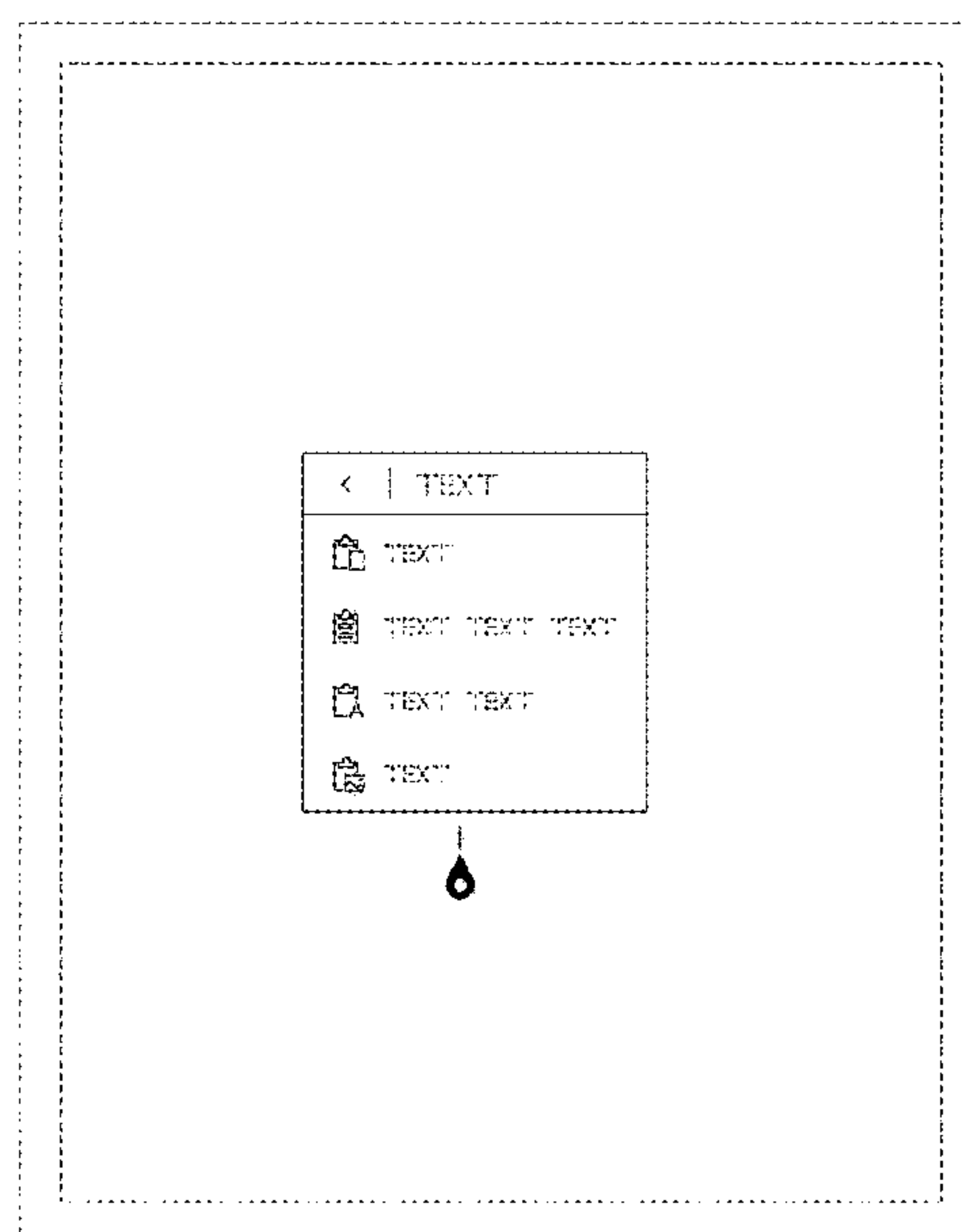
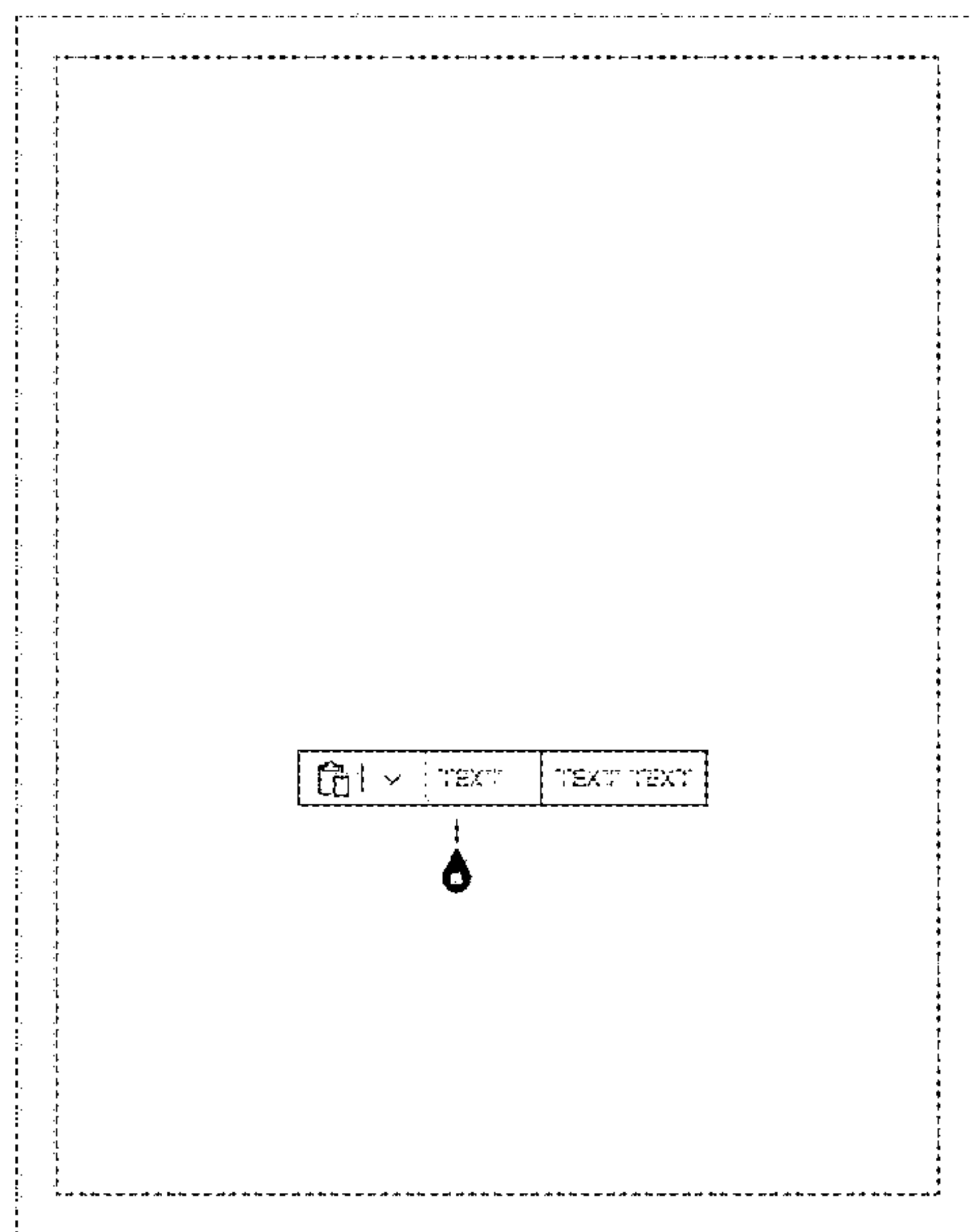
DESCRIPTION

FIG. 1 is the first image in a sequence for a display screen with transitional graphical user interface showing our new design; and,

FIG. 2 is the second image thereof.

The appearance of the transitional graphical user interface sequentially transitions between the images shown in FIGS. 1-2. The process or period in which one image transitions to another forms no part of the claimed design. The broken line showing of text and the remainder of the display screen is for environmental purposes only and forms no part of the claimed design.

1 Claim, 2 Drawing Sheets



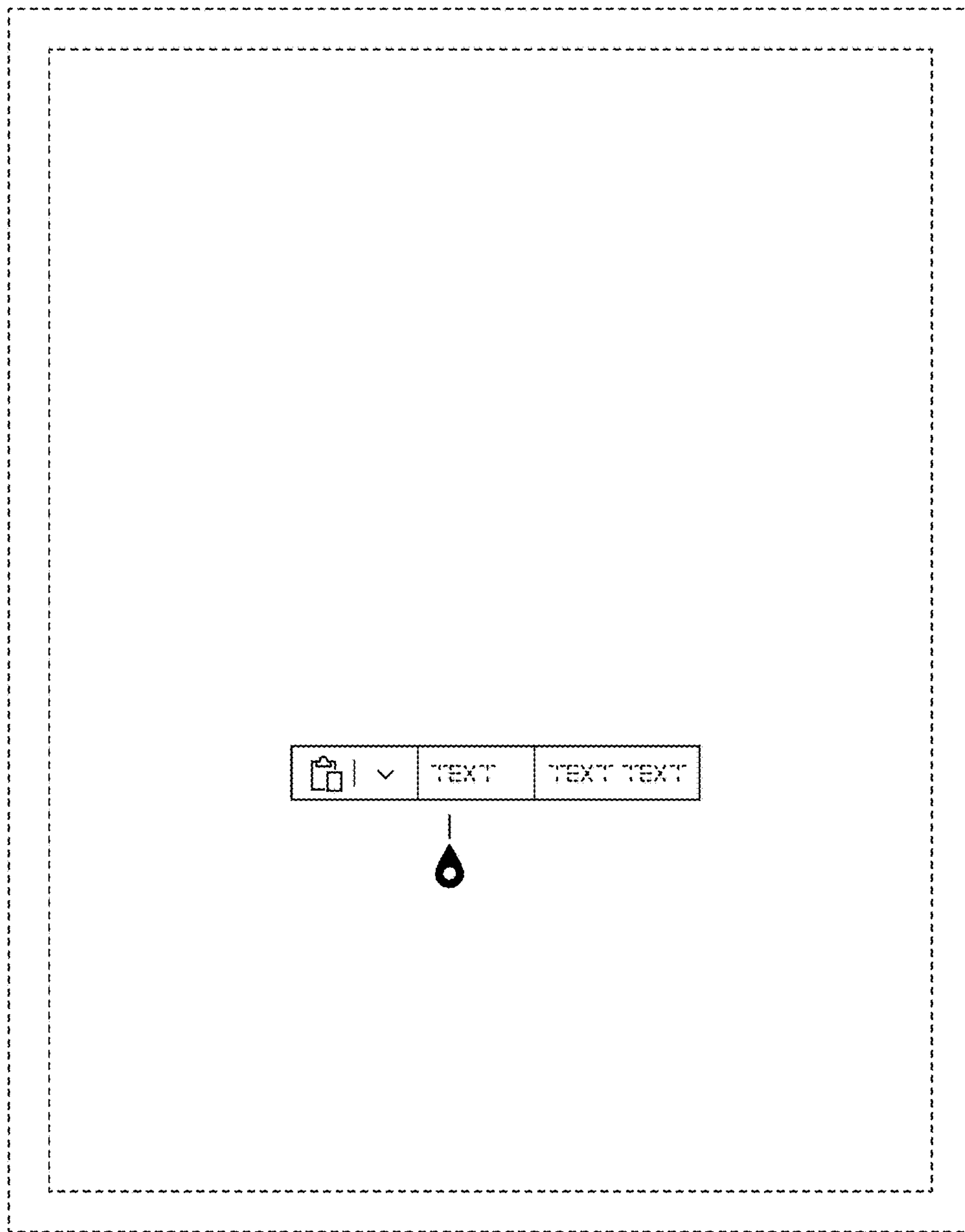


FIG. 1

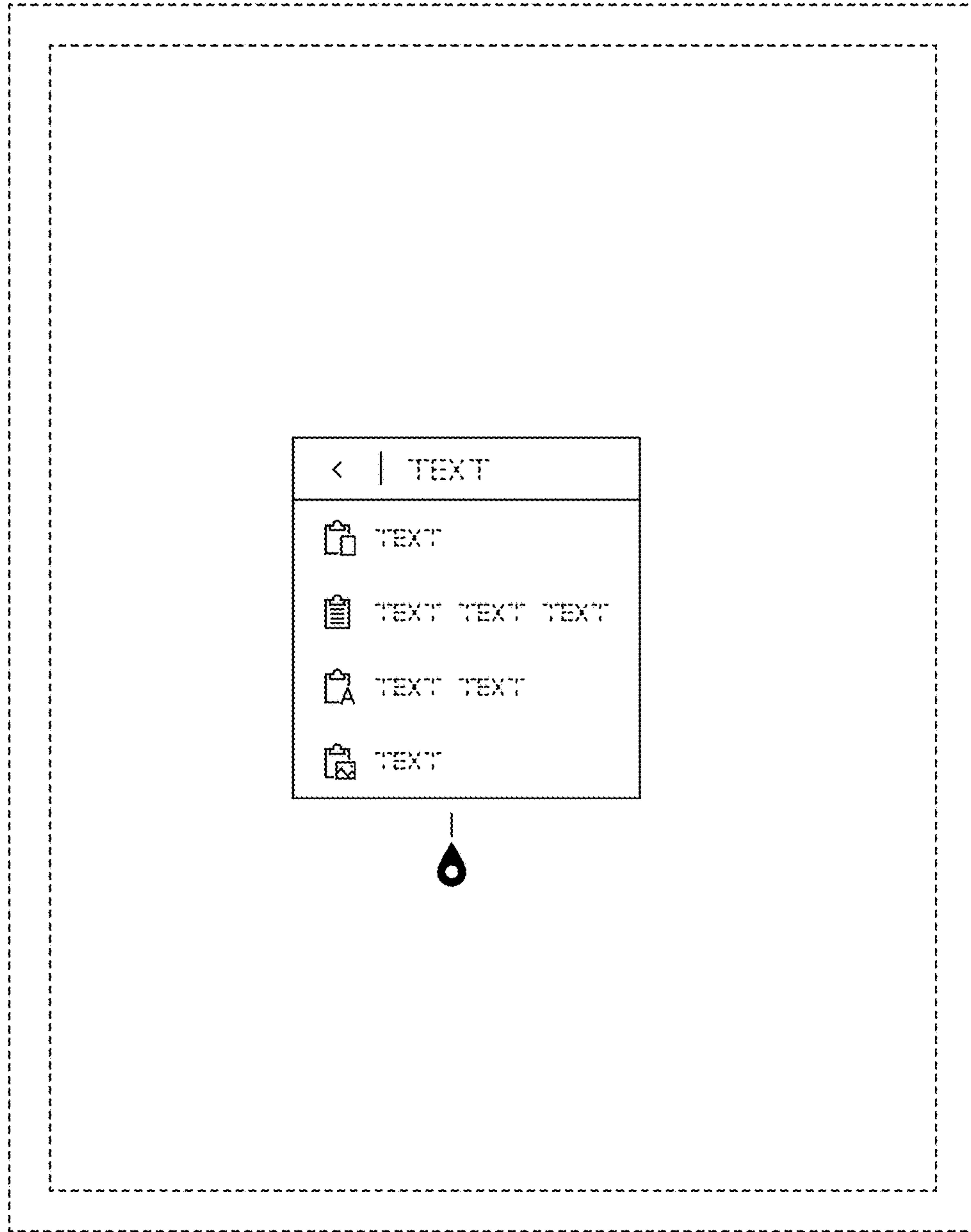


FIG. 2