



US00D798319S

(12) **United States Design Patent**
Bergstrand et al.

(10) **Patent No.:** **US D798,319 S**

(45) **Date of Patent:** **** Sep. 26, 2017**

(54) **PORTION OF AN ELECTRONIC DISPLAY
PANEL WITH CHANGEABLE
COMPUTER-GENERATED SCREENS AND
ICONS**

(71) Applicant: **Scanmaskin Sverige AB**, Lindome
(SE)

(72) Inventors: **Claes-Göran Bergstrand**, Lindome
(SE); **Martin Persson**, Lindome (SE)

(73) Assignee: **SCANMASKIN SVERIGE AB**,
Lindome (SE)

(**) Term: **14 Years**

(21) Appl. No.: **29/516,415**

(22) Filed: **Feb. 2, 2015**

(51) **LOC (10) Cl.** **14-04**

(52) **U.S. Cl.**
USPC **D14/486; D14/488**

(58) **Field of Classification Search**
USPC D14/485-495
CPC H04N 1/00424; G06Q 50/01; H04L 51/32;
H04L 12/581; H04L 12/1813; G06F
3/0489; G06F 2203/04807; H04M 1/2477
See application file for complete search history.

(56) **References Cited**

U.S. PATENT DOCUMENTS

D276,039 S *	10/1984	Tanaka	D12/192
D384,341 S *	9/1997	Hoffman	D10/102
D450,283 S *	11/2001	Rayburn	D12/192
6,870,469 B2 *	3/2005	Ueda	B60K 35/00 340/438
D544,492 S *	6/2007	Rimas-Ribikauskas	D14/485
D552,121 S *	10/2007	Carl	D14/488
D553,142 S *	10/2007	Blencowe	D14/486
D563,977 S *	3/2008	Carl	D14/488

D595,728 S *	7/2009	Scheibe	D14/486
D607,004 S *	12/2009	Kordus	D14/486
D614,195 S *	4/2010	Guntaur	D14/486
D614,196 S *	4/2010	Guntaur	D14/486
D614,642 S *	4/2010	Edwards	D14/486
7,930,347 B2 *	4/2011	Maxwell	G06F 17/30017 709/202
D655,710 S *	3/2012	Inada	D14/485
D657,369 S *	4/2012	Hecht	D14/486

(Continued)

Primary Examiner — Barbara Fox

Assistant Examiner — Kristin E Reed

(74) *Attorney, Agent, or Firm* — Nixon & Vanderhye PC

(57) **CLAIM**

The ornamental design for a portion of an electronic display panel with changeable computer-generated screens and icons, as shown and described.

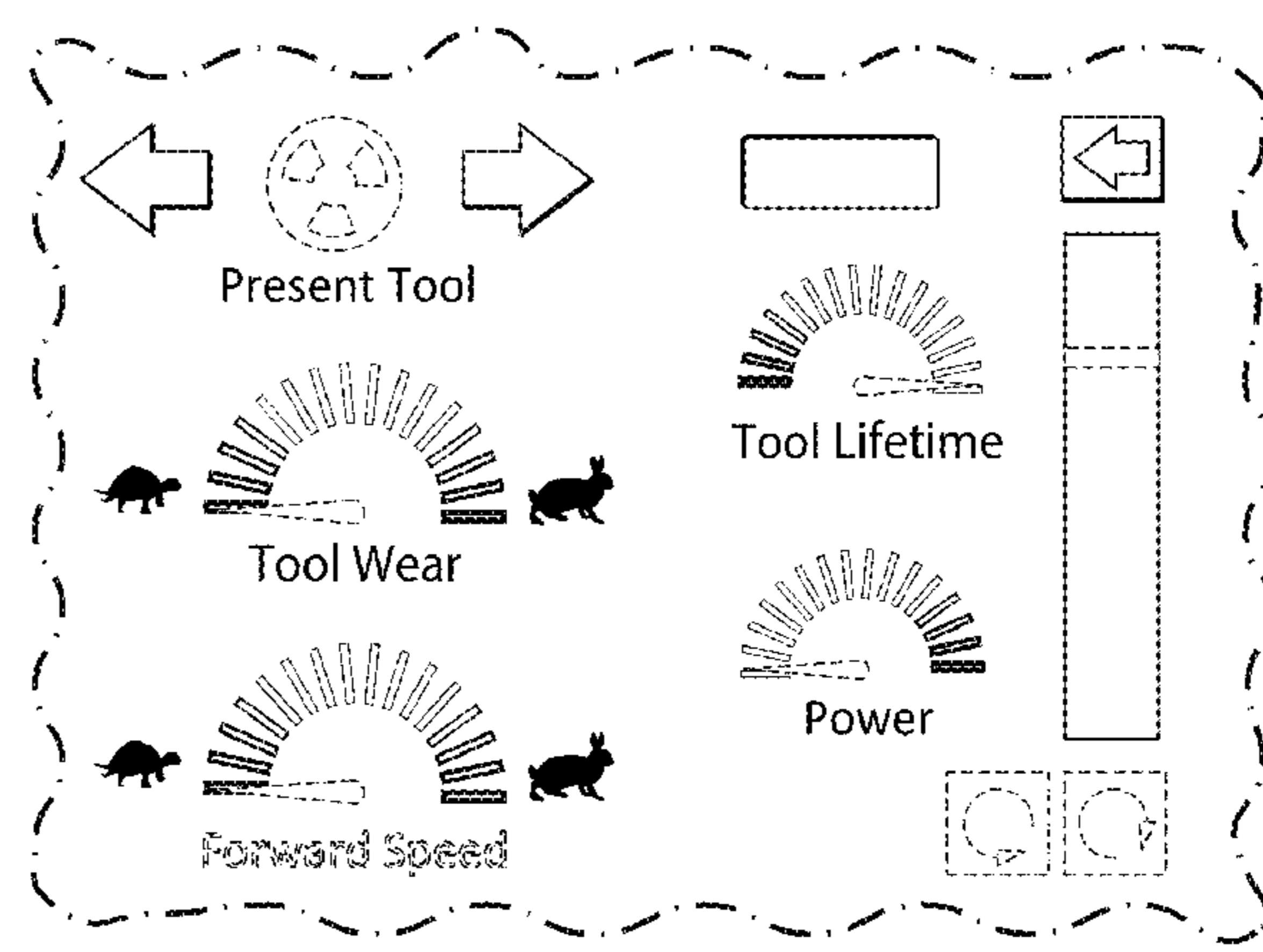

DESCRIPTION

FIG. 1 is a front view of a first image of a portion of an electronic display panel with changeable computer-generated screens and icons, in accordance with our new design; FIG. 2 is a front view of a second image thereof; FIG. 3 is a front view of a third image thereof; FIG. 4 is a front view of a fourth image thereof; FIG. 5 is a front view of a fifth image thereof; FIG. 6 is a front view of a sixth image thereof; FIG. 7 is a front view of a seventh image thereof; and, FIG. 8 is a front view of an eighth image thereof.

The dot-dash broken lines shown in the drawings illustrate portions of the electronic display panel. The dash-dash broken lines illustrate changeable computer-generated screens and icons. The broken lines form no part of the claimed design.

The subject matter in this patent includes a process or period in which an image changes into another image. This process or period forms no part of the claimed design.

1 Claim, 5 Drawing Sheets



(56)

References Cited

U.S. PATENT DOCUMENTS

D662,106	S	*	6/2012	Mori	D14/486
D664,975	S	*	8/2012	Arnold	D14/487
D675,219	S	*	1/2013	McManigal	D14/486
D681,662	S	*	5/2013	Fletcher	D14/488
D681,670	S	*	5/2013	Fletcher	D14/491
D684,163	S	*	6/2013	Anzures	D14/486
D687,838	S	*	8/2013	Poeppel	D14/485
D695,762	S	*	12/2013	Tagliabue	D14/486
D695,773	S	*	12/2013	Tagliabue	D14/486
D696,279	S	*	12/2013	Bortman	D14/486
D697,524	S	*	1/2014	Ording	D14/486
D699,739	S	*	2/2014	Voreis	D14/486
D710,374	S	*	8/2014	Meegan	D14/486
D715,832	S	*	10/2014	Lee	D14/488
D753,706	S	*	4/2016	Xiong	D14/488
D757,765	S	*	5/2016	Moon	D14/486
D760,259	S	*	6/2016	Watson	D14/486
D765,110	S	*	8/2016	Liang	D14/486
D765,124	S	*	8/2016	Minks-Brown	D14/487
2009/0070672	A1	*	3/2009	Hartwick	E02F 5/06 715/716

* cited by examiner



FIG. 1

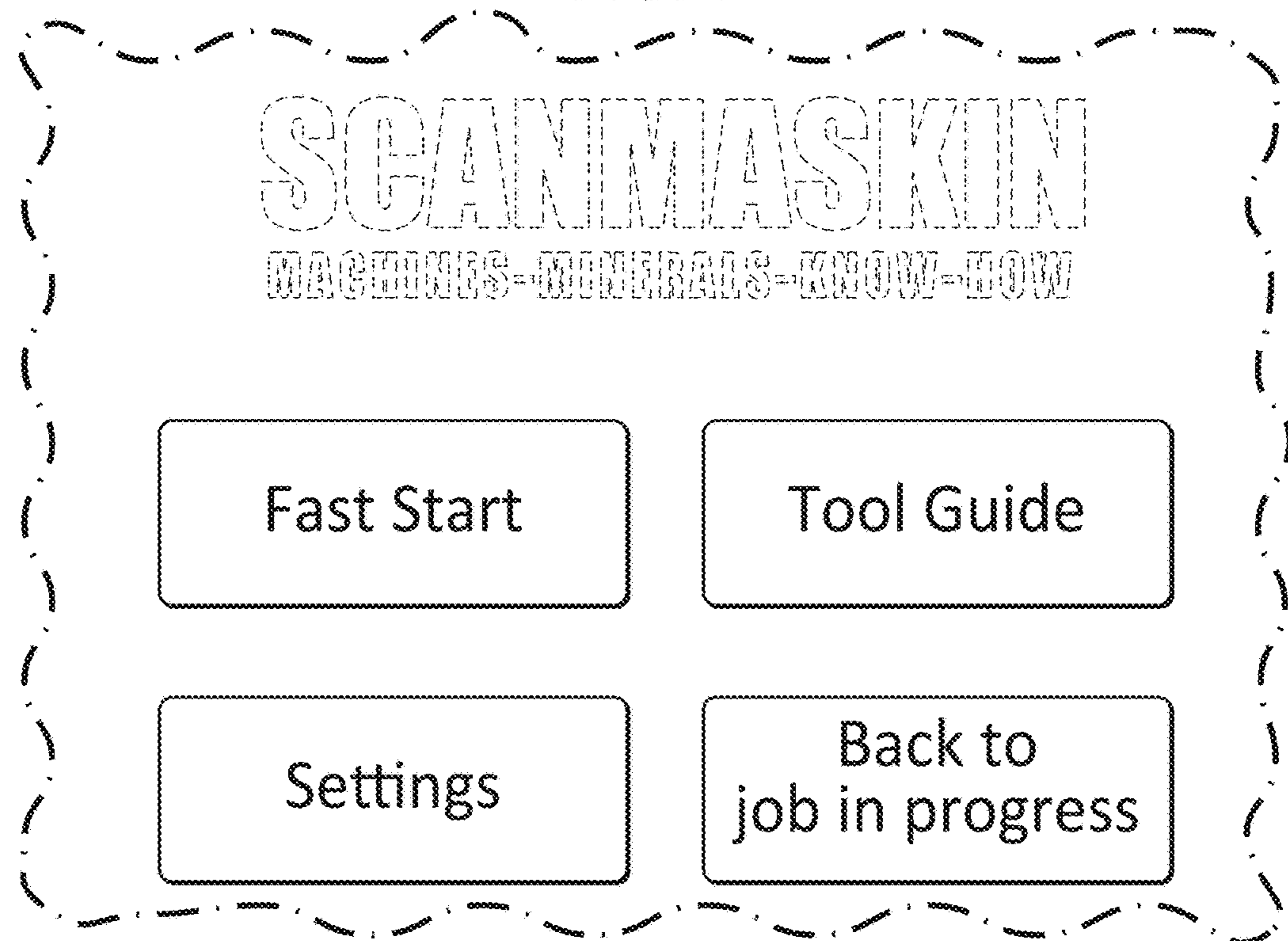


FIG. 2

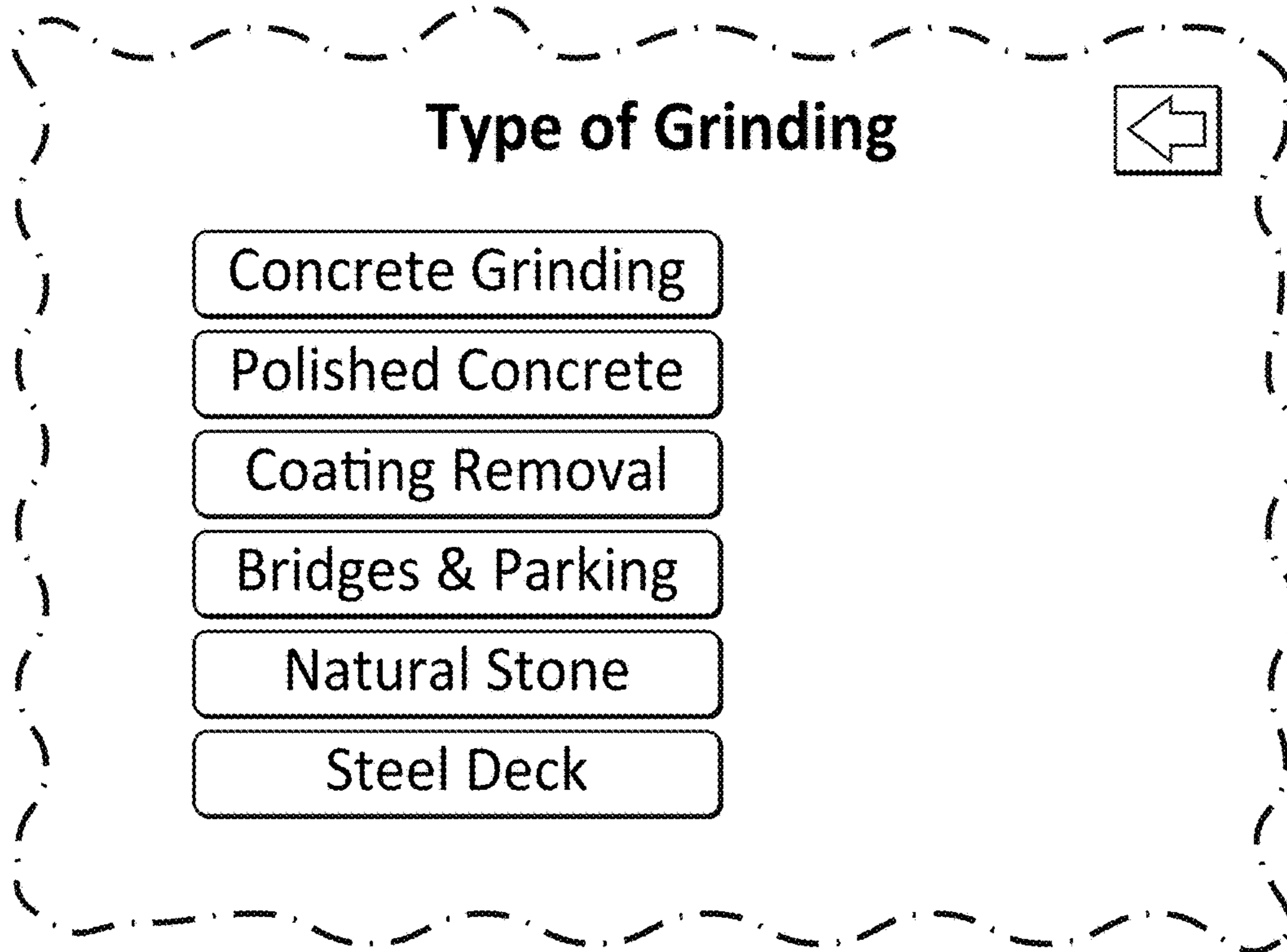


FIG. 3

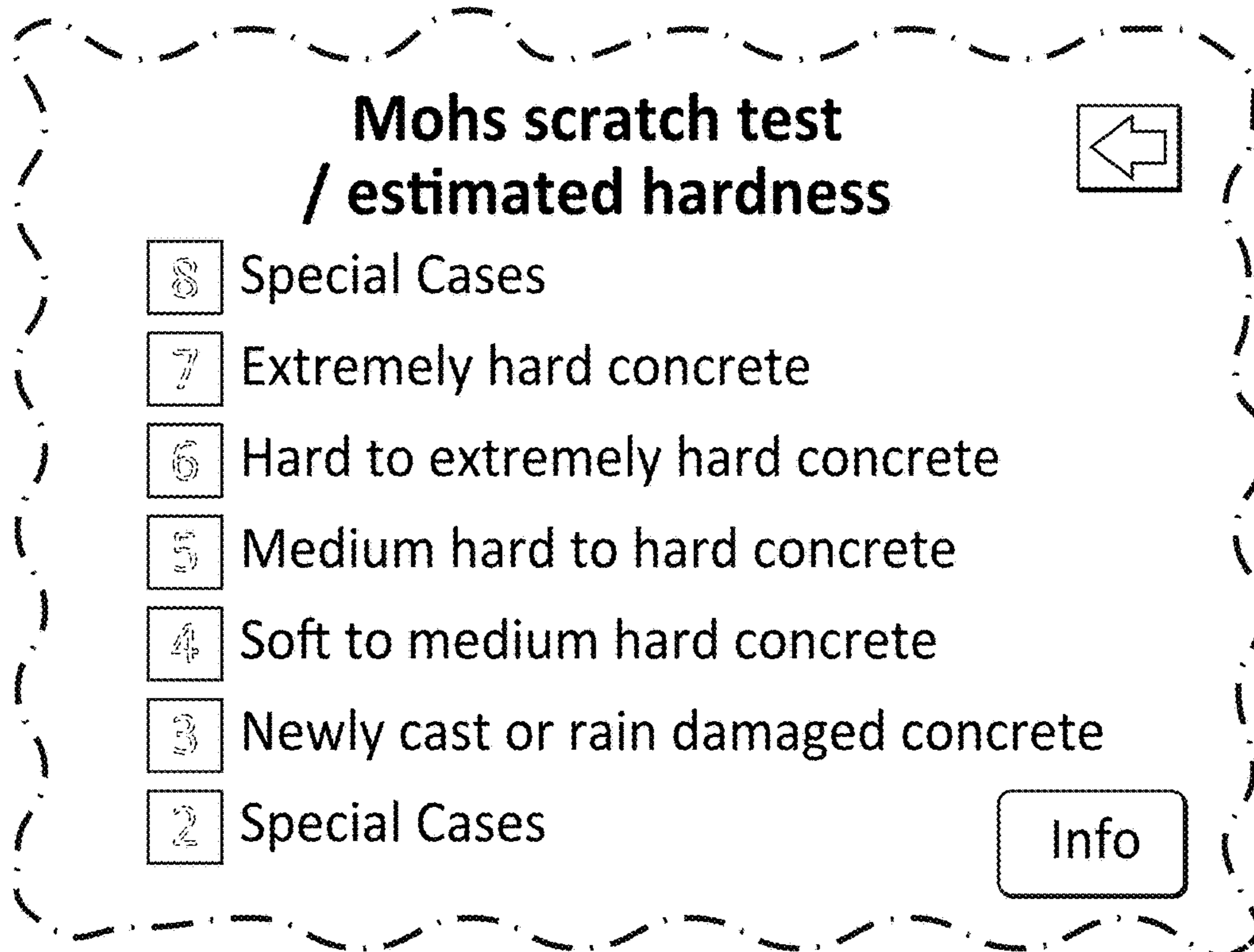


FIG. 4

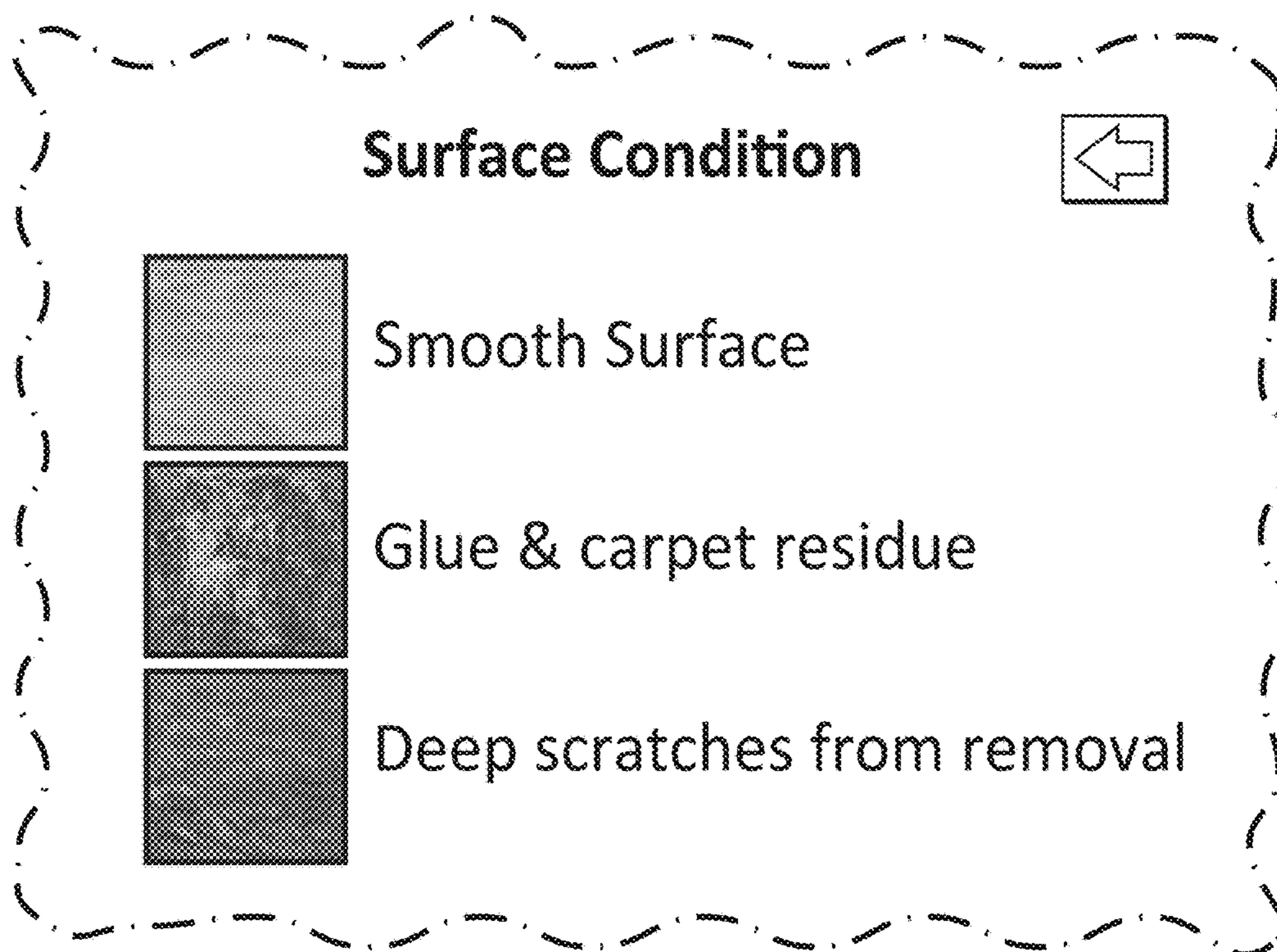


FIG. 5

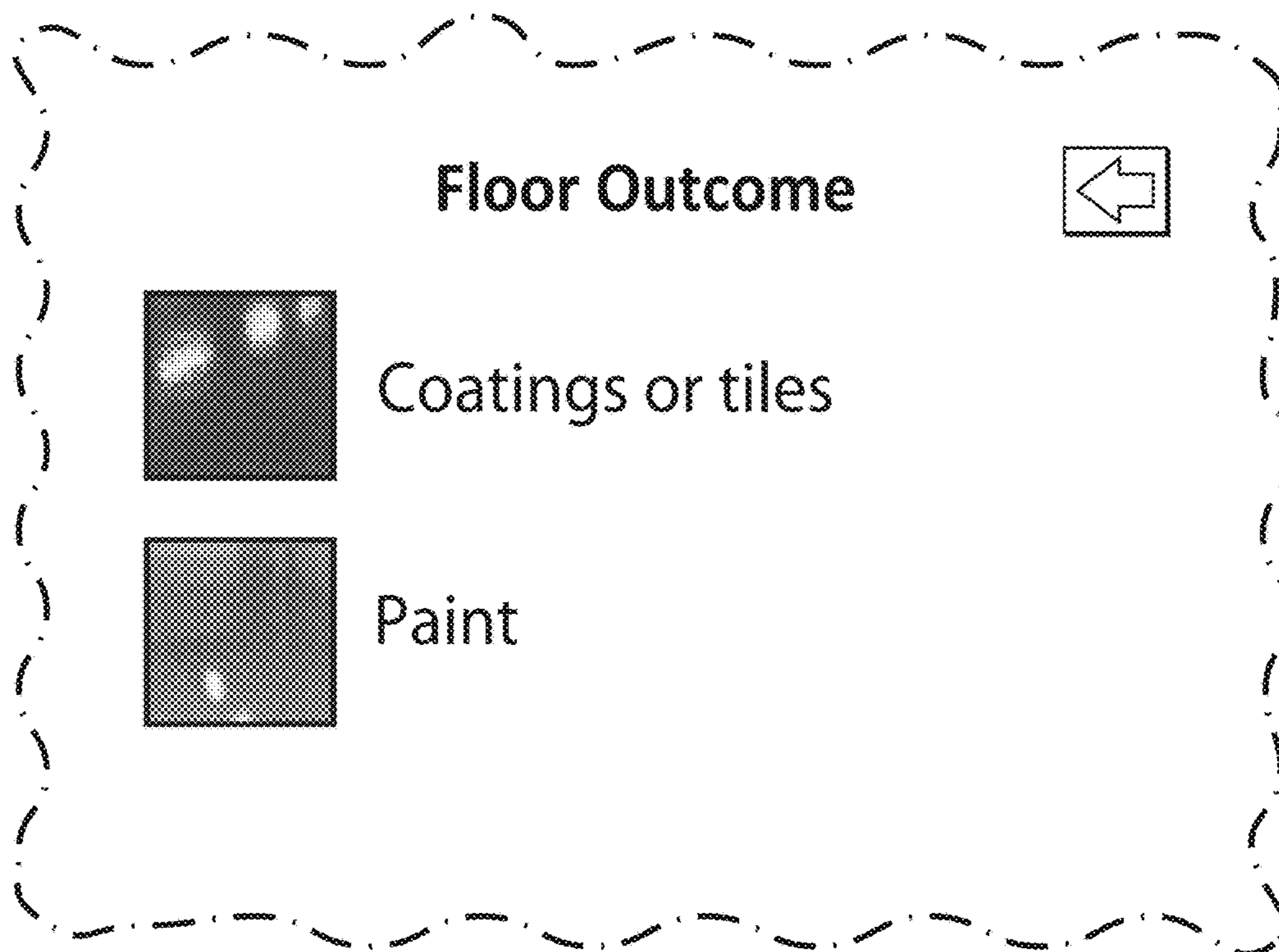


FIG. 6

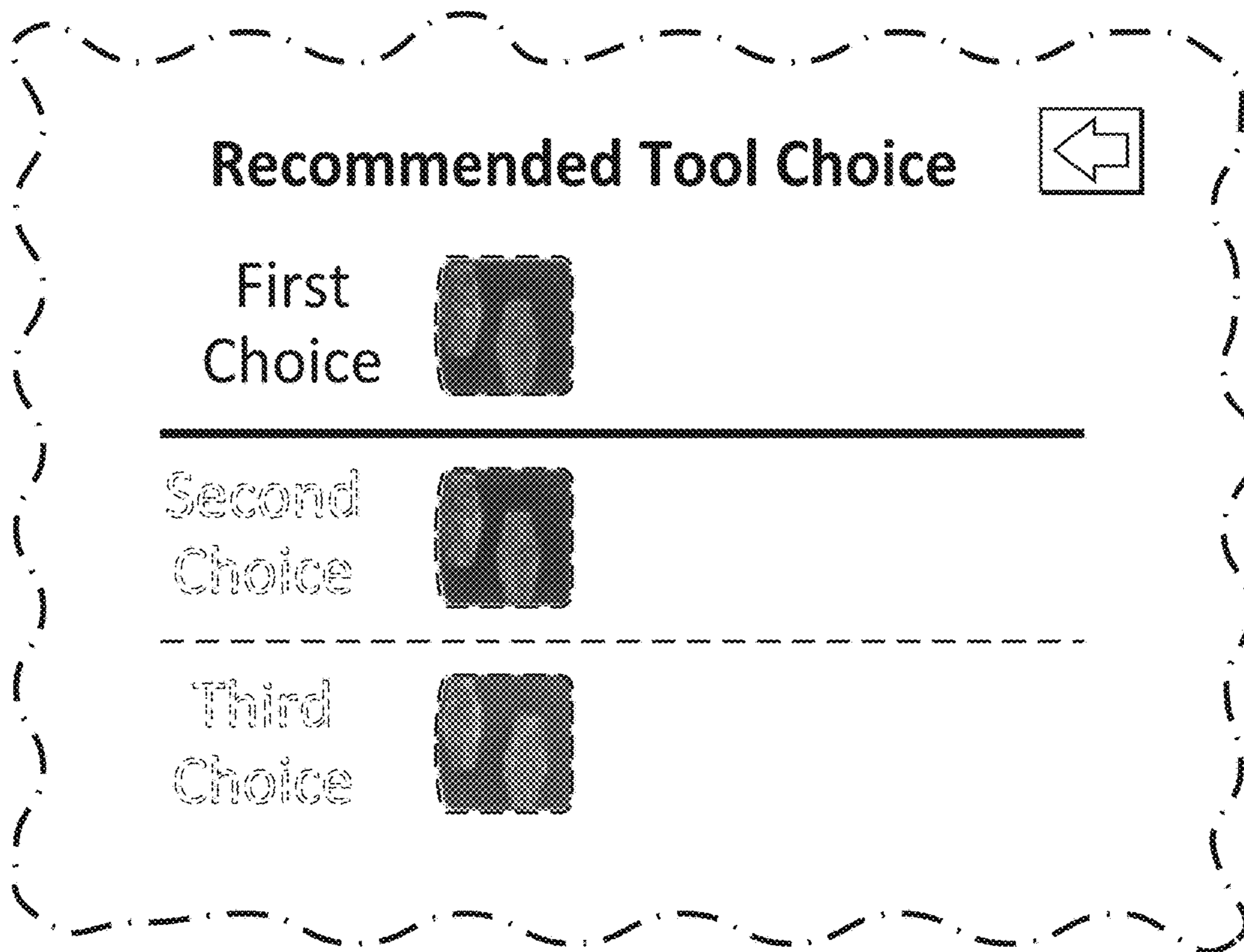


FIG. 7

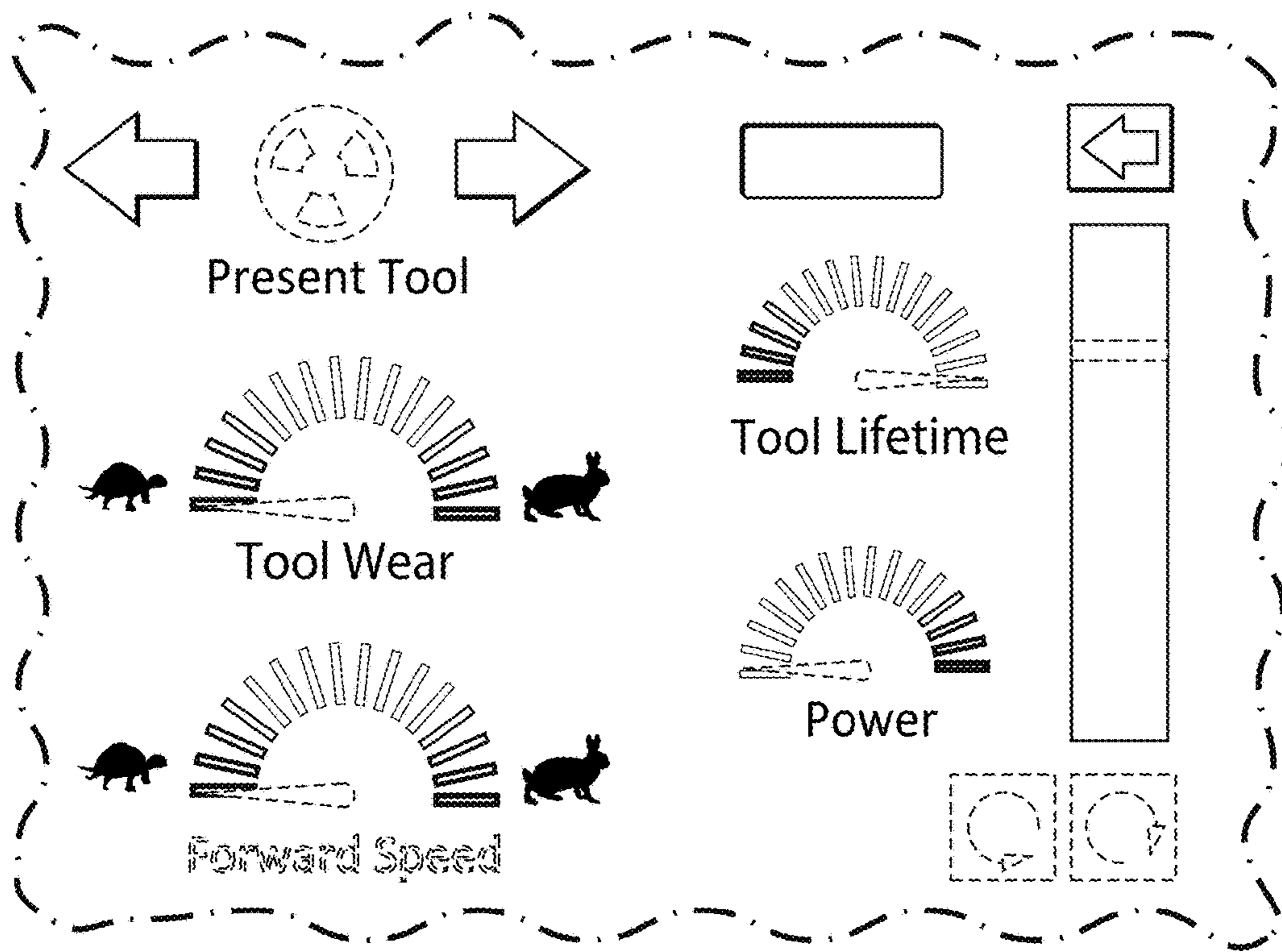


FIG. 8