



US00D798307S

(12) **United States Design Patent** (10) **Patent No.:** **US D798,307 S**
Otsuka et al. (45) **Date of Patent:** **** Sep. 26, 2017**

(54) **RECORDING MEDIUM**

(71) Applicant: **Kabushiki Kaisha Toshiba**, Minato-ku, Tokyo (JP)

(72) Inventors: **Hitoshi Otsuka**, Yokohama (JP);
Ryusuke Kurimoto, Tokyo (JP)

(73) Assignee: **Kabushiki Kaisha Toshiba**, Tokyo (JP)

(**) Term: **15 Years**

(21) Appl. No.: **29/566,985**

(22) Filed: **Jun. 3, 2016**

(30) **Foreign Application Priority Data**

Dec. 10, 2015 (JP) 2015-027598

(51) **LOC (10) Cl.** **14-03**

(52) **U.S. Cl.**
USPC **D14/480.1**

(58) **Field of Classification Search**
USPC D14/435.1, 480.1–480.7
CPC H05K 5/0278; G06K 19/07732
See application file for complete search history.

(56) **References Cited**

U.S. PATENT DOCUMENTS

D463,426 S * 9/2002 Cheng D14/480.1
D541,796 S * 5/2007 Chen D14/480.7
D576,619 S 9/2008 Udagawa et al.
D631,885 S * 2/2011 Maier D14/435.1
D642,585 S * 8/2011 Lan D14/480.5
D652,046 S * 1/2012 Belan D14/480.6
D655,708 S * 3/2012 Frank D14/435.1
D658,635 S * 5/2012 Hou D14/218

D737,201 S * 8/2015 Liu D13/108
D750,096 S * 2/2016 Ozolins D14/480.4
D753,090 S * 4/2016 Langhammer D14/203.3
D759,029 S * 6/2016 Loo D14/480.1

FOREIGN PATENT DOCUMENTS

CN D302825616 5/2014
JP D1123108 10/2001

OTHER PUBLICATIONS

Japan Patent Office Design Division Publicly-Known Document No. HB19009399, “Micro SD Card with USB Port”, Global Sources Computer Products, Aug. 23, 2007.

* cited by examiner

Primary Examiner — Angela J Lee

(74) *Attorney, Agent, or Firm* — Banner & Witcoff, Ltd.

(57) **CLAIM**

The ornamental design for a recording medium, as shown.

DESCRIPTION

FIG. 1 is a front, top and left side perspective view of a recording medium, showing our new design;

FIG. 2 is a front view thereof;

FIG. 3 is a rear view thereof;


FIG. 4 is a top view thereof;

FIG. 5 is a bottom view thereof;

FIG. 6 is a left side view thereof; and,

FIG. 7 is a right side view thereof.

1 Claim, 3 Drawing Sheets






Fig. 1




Fig. 2




Fig. 3




Fig. 4




Fig. 5




Fig. 6




Fig. 7