



US00D798299S

(12) **United States Design Patent** (10) **Patent No.:** **US D798,299 S**  
**Raken et al.** (45) **Date of Patent:** **\*\* Sep. 26, 2017**

(54) **KEYBOARD**

(71) Applicant: **Microsoft Corporation**, Redmond, WA (US)

(72) Inventors: **Jan Raken**, Seattle, WA (US); **Tim Escolin**, Seattle, WA (US)

(73) Assignee: **Microsoft Corporation**, Redmond, WA (US)

(\*\*) Term: **15 Years**

(21) Appl. No.: **29/576,831**

(22) Filed: **Sep. 7, 2016**

(51) **LOC (10) Cl.** ..... **14-02**

(52) **U.S. Cl.**  
USPC ..... **D14/392**

(58) **Field of Classification Search**  
USPC ..... D14/315-327, 391-399, 455, 456;  
D18/1, 2, 7, 11; 235/145 A, 145 R;  
341/22, 23; 345/104, 156, 168, 169, 173;  
361/679.08, 679.09, 679.11, 679.26,  
361/679.27

CPC ..... G06F 1/16; G06F 1/1616; G06F 1/1626;  
G06F 1/1632; G06F 1/1613; G06F  
1/1601; G06F 1/1618; G06F 1/162; G06F  
3/0221; G06F 3/0216; H01R 35/02;  
H03M 11/00; G09B 13/04; H03K 17/94;  
G09G 5/00; F16M 11/10; H05K 5/00;  
H04M 1/0237; H01H 13/14; H01H 13/84;  
B41J 5/00; B41J 5/12; B41J 5/10

See application file for complete search history.

(56) **References Cited**

**U.S. PATENT DOCUMENTS**

D508,246 S 8/2005 Ohta  
D547,759 S 7/2007 DeMaio et al.

D588,143 S 3/2009 O'Neil et al.  
D601,563 S 10/2009 Kujawski  
D604,300 S \* 11/2009 Andre ..... D14/392  
D616,886 S \* 6/2010 Andre ..... D14/392  
D676,048 S \* 2/2013 McManigal ..... D14/392  
D695,291 S \* 12/2013 Andre ..... D14/392  
D735,196 S \* 7/2015 Son ..... D14/392  
9,128,532 B2 \* 9/2015 Yu ..... H01H 13/705  
D758,377 S \* 6/2016 Warren ..... D14/392  
D760,226 S 6/2016 Bailey et al.  
2011/0043985 A1 \* 2/2011 Yang ..... G06F 1/1662  
361/679.02  
2012/0099264 A1 \* 4/2012 Degner ..... G06F 1/1616  
361/679.09

\* cited by examiner

*Primary Examiner* — Freda S Nunn

(74) *Attorney, Agent, or Firm* — Banner & Witcoff, Ltd.

(57) **CLAIM**


The ornamental design for a keyboard, as shown and described.

**DESCRIPTION**

FIG. 1 is a front perspective view of a keyboard showing our new design;  
FIG. 2 is a top view thereof;  
FIG. 3 is a bottom view thereof;  
FIG. 4 is a right side view thereof;  
FIG. 5 is a left side view thereof;  
FIG. 6 is a rear view thereof; and,  
FIG. 7 is a front view thereof.

The broken lines in FIGS. 1-3, 6, and 7 represent unclaimed subject matter and form no part of the claimed design.

**1 Claim, 5 Drawing Sheets**



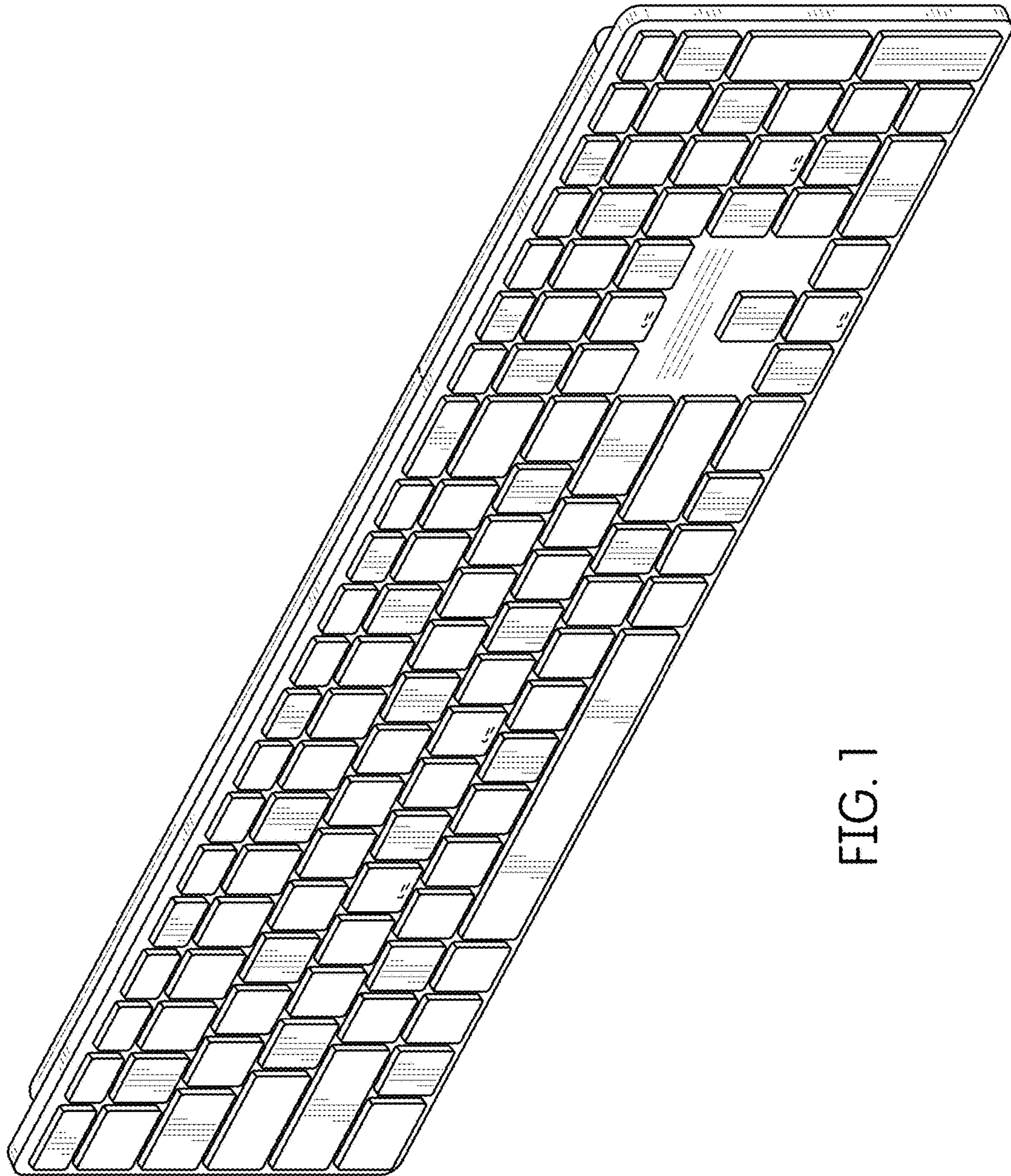


FIG. 1

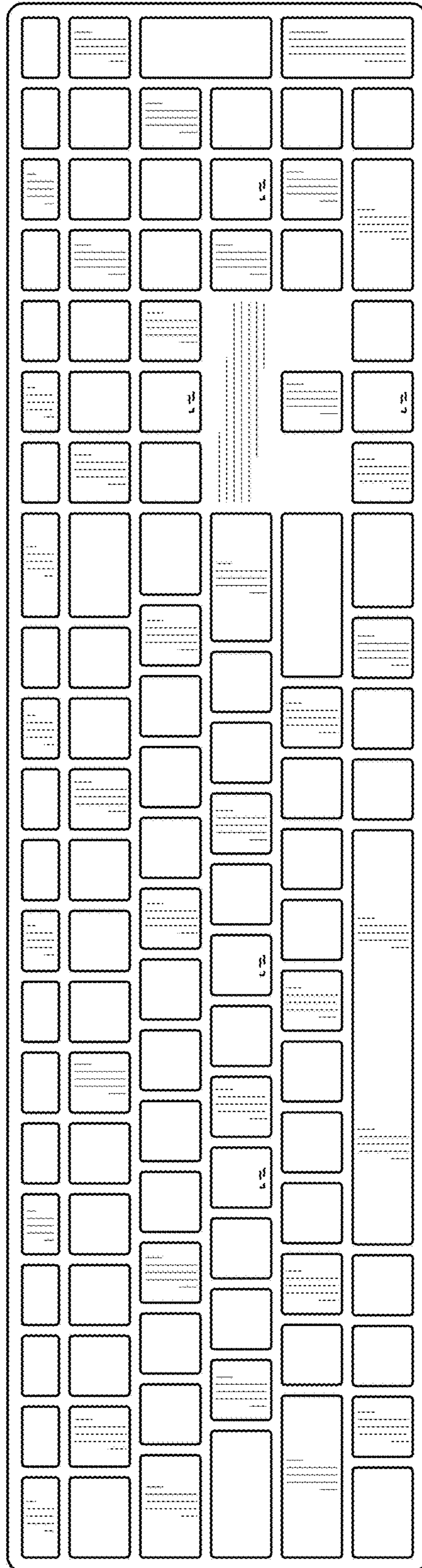


FIG. 2






FIG. 3

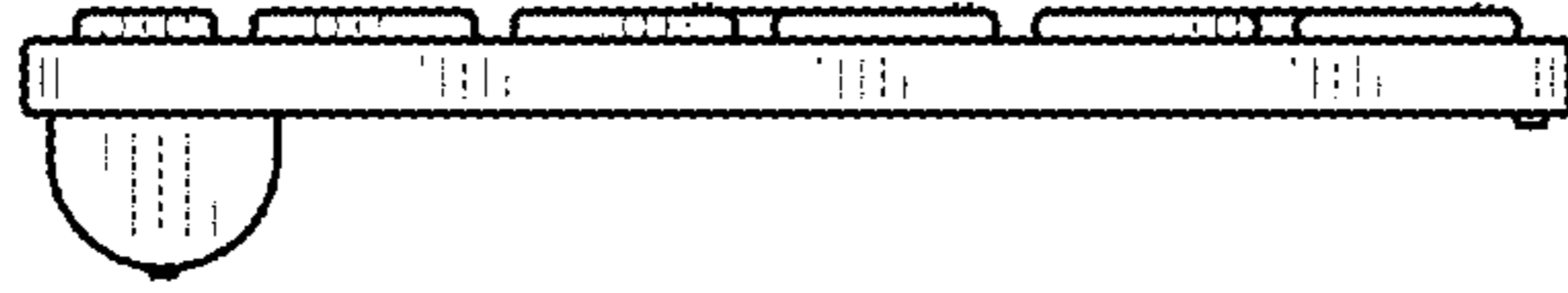


FIG. 5

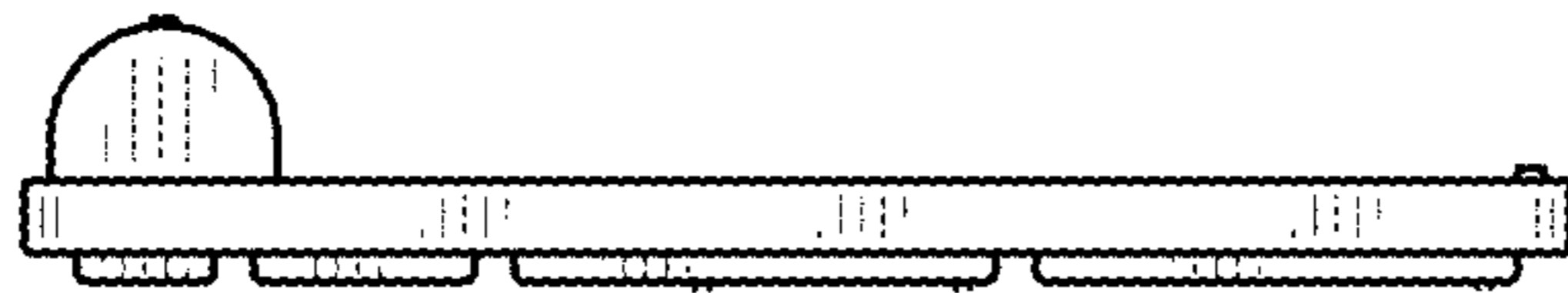


FIG. 4

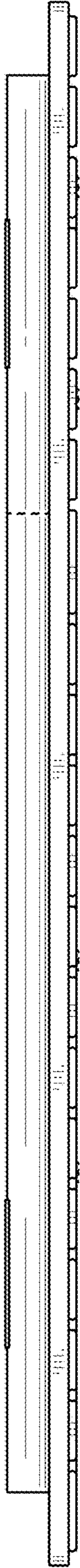


FIG. 6

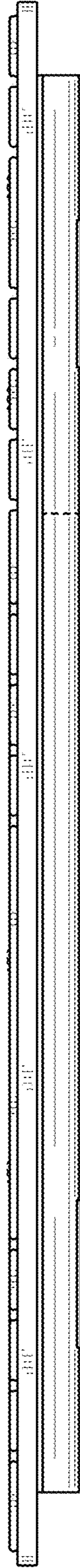


FIG. 7