



US00D798275S

(12) **United States Design Patent**  
**Huang**

(10) **Patent No.:** **US D798,275 S**

(45) **Date of Patent:** **\*\* Sep. 26, 2017**

(54) **WIRELESS PRESENTER**

(71) Applicant: **Shanghai Knorvay Technology Ltd.**,  
Shanghai (CN)

(72) Inventor: **Yongyan Huang**, Shanghai (CN)

(\*\*) Term: **15 Years**

(21) Appl. No.: **29/588,820**

(22) Filed: **Dec. 23, 2016**

(51) **LOC (10) Cl.** ..... **14-03**

(52) **U.S. Cl.**  
USPC ..... **D14/218**

(58) **Field of Classification Search**  
USPC ..... D13/168; D14/218  
CPC ..... H03J 1/0025; H01H 9/0235; H04B 1/202;  
G08C 17/00; G08C 17/02; G08C 19/00;  
G08C 19/28; G08C 23/02; G08C 23/04;  
H04N 5/44582; H04N 21/42204  
See application file for complete search history.

D756,969 S *	5/2016	Kim	.....	D14/218
D763,830 S *	8/2016	Jones	.....	D14/218
D768,605 S *	10/2016	Wong	.....	D14/218
D778,266 S *	2/2017	Maier	.....	D14/218
9,589,457 B1 *	3/2017	Wengreen	.....	G08C 17/02
2007/0176894 A1 *	8/2007	Abe	.....	H04N 5/4403 345/156
2013/0201103 A1 *	8/2013	Park	.....	G06F 3/038 345/157
2014/0210755 A1 *	7/2014	Jung	.....	G06F 3/01 345/173
2015/0185950 A1 *	7/2015	Watanabe	.....	G06F 3/0416 345/173
2016/0269671 A1 *	9/2016	Choi	.....	G08C 17/02
2017/0064215 A1 *	3/2017	Cho	.....	H04N 5/268

\* cited by examiner

*Primary Examiner* — Selina Sikder

(74) *Attorney, Agent, or Firm* — Prakash Nama; Global IP Services, PLLC

(57) **CLAIM**

The ornamental design for a wireless presenter, as shown and described.

(56) **References Cited**

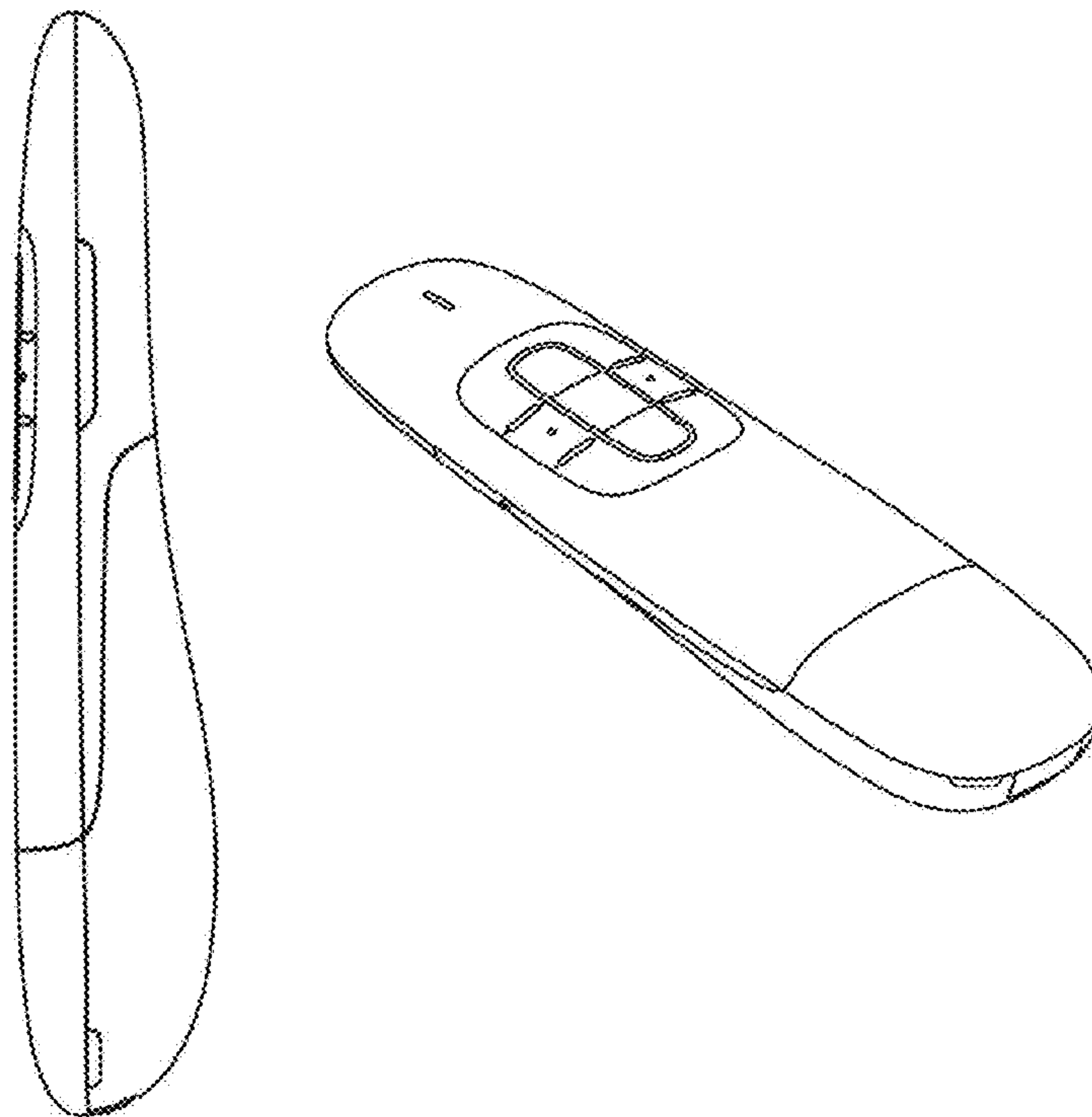
U.S. PATENT DOCUMENTS

D548,195 S *	8/2007	Poulet	.....	D13/168
8,049,655 B2 *	11/2011	Conway, Jr.	.....	G08C 17/00 340/407.1
D672,753 S *	12/2012	Kadivar	.....	D14/218
D673,138 S *	12/2012	Kim	.....	D14/218
D693,333 S *	11/2013	Joe	.....	D14/218
D729,208 S *	5/2015	Ryu	.....	D14/218
D740,765 S *	10/2015	Creasman	.....	D13/168
D743,944 S *	11/2015	Karrman	.....	D14/218

**DESCRIPTION**

FIG. 1 is a front elevational view of a wireless presenter showing my new design;  
FIG. 2 is a rear elevational view thereof;  
FIG. 3 is a left side view thereof;  
FIG. 4 is a right side view thereof;  
FIG. 5 is a bottom plan view thereof; and,  
FIG. 6 is a perspective view thereof.

**1 Claim, 3 Drawing Sheets**



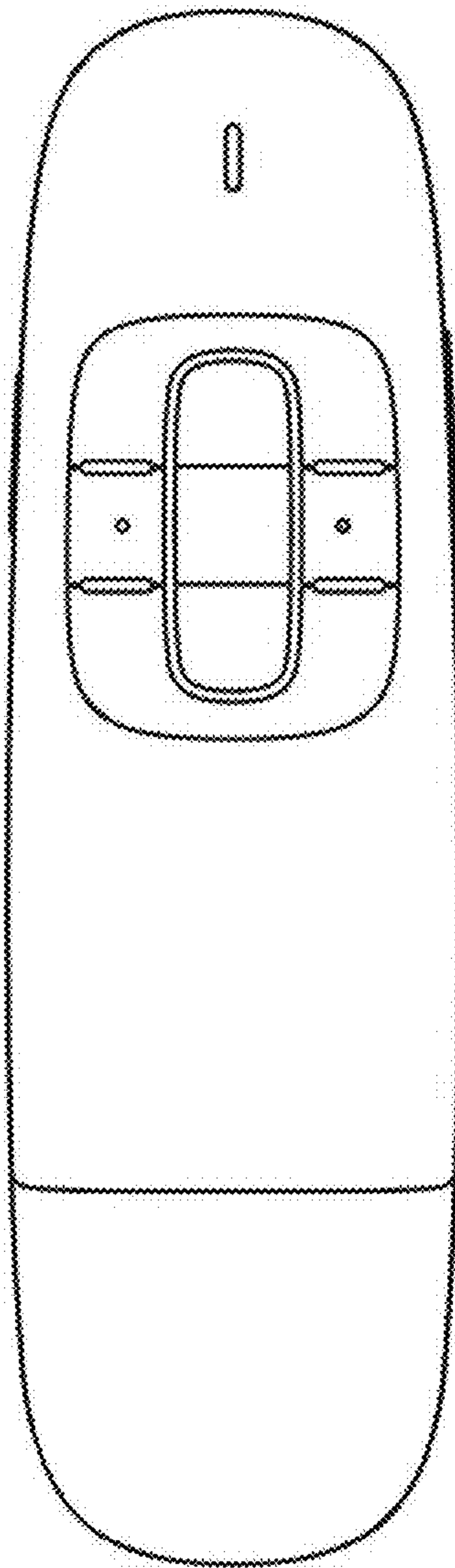


FIG. 1

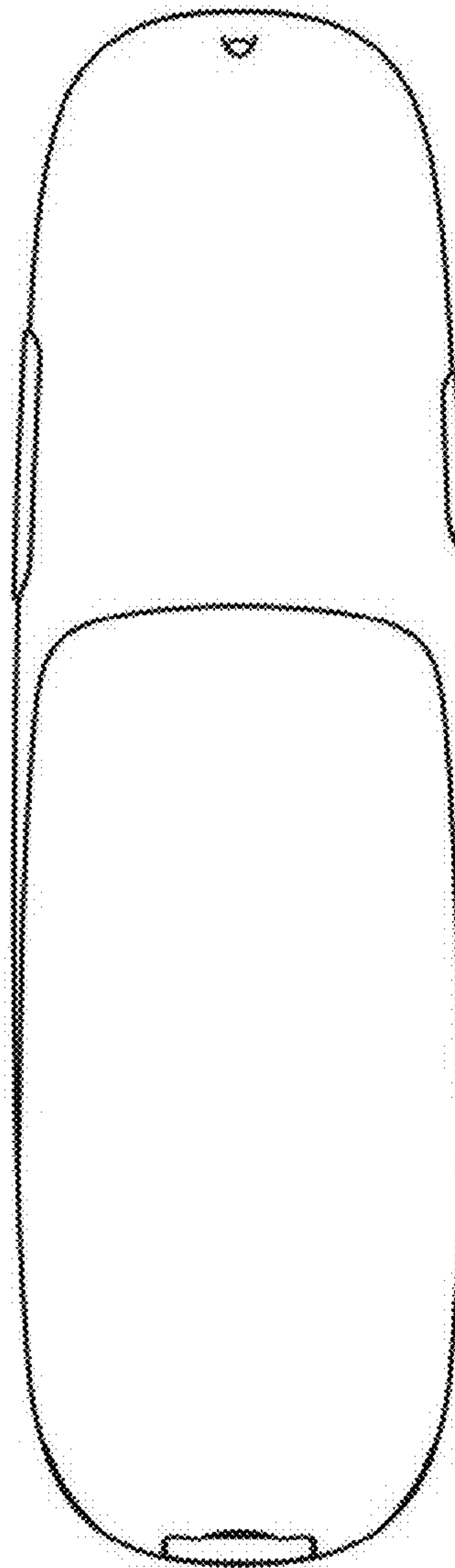


FIG. 2

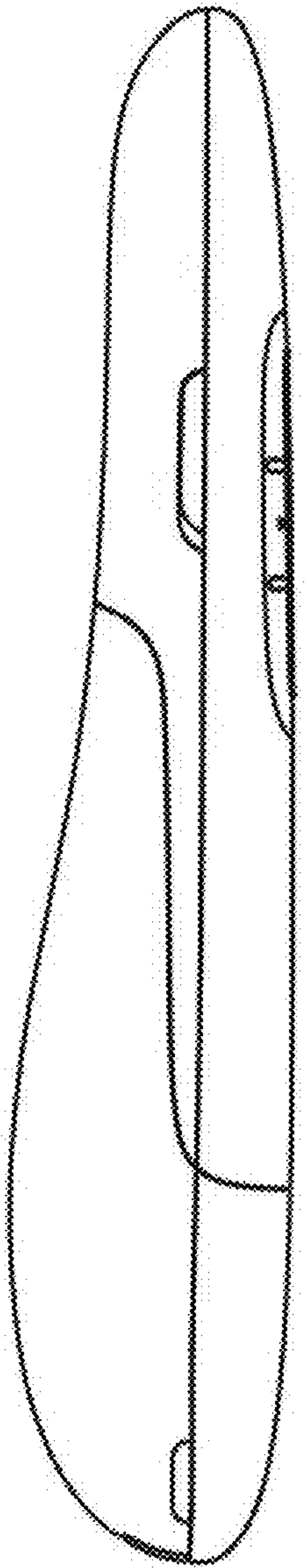


FIG. 3




FIG. 4

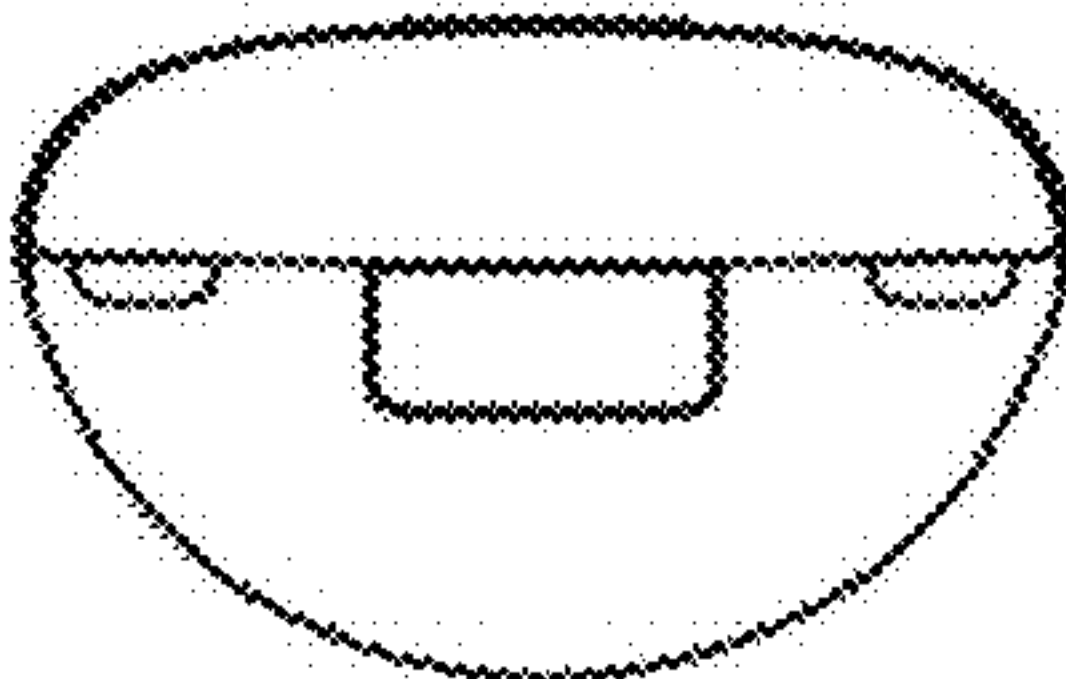


FIG. 5

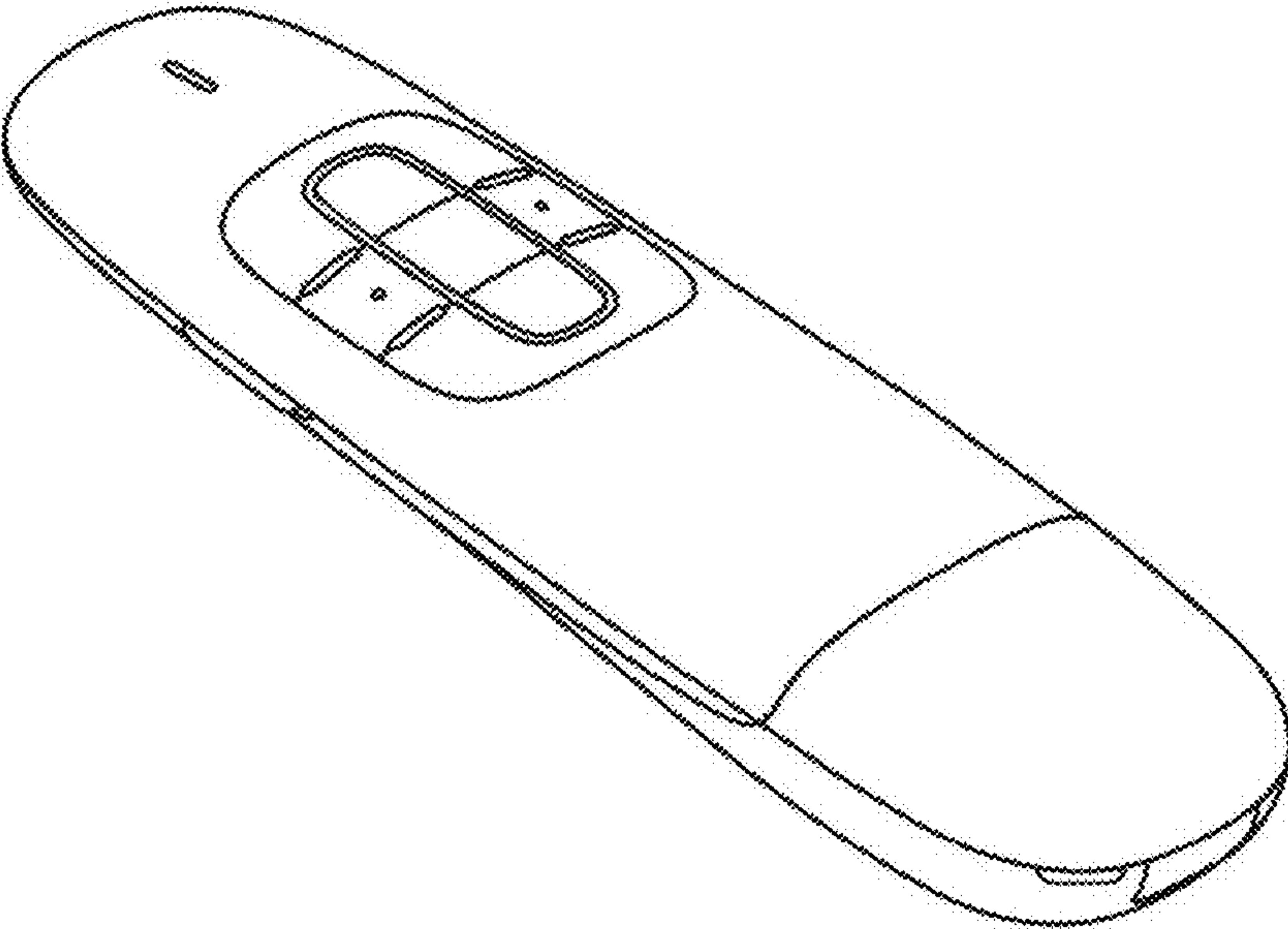


FIG. 6